

City of Seward, NE
Tuesday, June 16, 2015
Regular Session

Item G2

CONSIDERATION OF CONSENT AGENDA

Claims & Payables Reports

City Clerk-Treasurer Report

City Codes Director Report

Police Department Report

Infrastructure Cost Items Reimbursable Back to the City

New Firefighter Shelby Rood

Administrative Report: After review of listed Consent Agenda items and supporting documents/reports, one motion to approve the consent agenda would be in order. Council may choose to pull any item from the Consent Agenda and consider/act on it separately.

Staff Contact:

		CLERK-TREASURER'S REPORT		
		MONTH OF: MAY 2015		
		VARIANCE AT:	66.67%	
		2014-2015		
		UNEXPENDED		
VARIANCE	DEPARTMENT	BUDGET	EXPENDITURES	BALANCE
37.66%	ELECTRIC	\$13,106,939.00	\$4,936,565.12	\$8,170,373.88
87.06%	ELEC BOND PYMT	\$334,570.00	\$291,283.75	\$43,286.25
42.20%	WATER	\$1,586,736.00	\$669,673.02	\$917,062.98
87.47%	WATER BOND PYMTS	\$458,214.00	\$400,781.67	\$57,432.33
0.00%	WATER SINKING FUND	\$0.00	\$0.00	\$0.00
48.94%	WASTEWATER TREATMENT	\$1,419,070.00	\$694,517.69	\$724,552.31
22.56%	WWTW BOND PYMT	\$336,500.00	\$75,926.31	\$260,573.69
0.00%	WWTW SINKING FUND	\$0.00	\$0.00	\$0.00
	TOTAL UTILITIES	\$17,242,029.00	\$7,068,747.56	\$10,173,281.44
	CAPITAL PROJECTS	\$0.00	\$794,701.52	-\$794,701.52
53.81%	LEGISLATIVE (LESS DONATIONS)	\$253,697.00	\$136,520.11	\$117,176.89
0.02%	DONATIONS	\$100,000.00	\$18.22	\$99,981.78
15.98%	LEGAL	\$259,040.00	\$41,406.90	\$217,633.10
60.97%	POLICE	\$1,199,035.00	\$730,994.53	\$468,040.47
66.67%	E911	\$179,512.00	\$119,674.64	\$59,837.36
0.00%	POLICE EQUITABLE SHARING	\$100,000.00	\$0.00	\$100,000.00
25.13%	STREET	\$2,297,362.00	\$577,296.52	\$1,720,065.48
72.10%	DEBT SERVICE	\$642,848.00	\$463,473.64	\$179,374.36
2.23%	RAIL CAMPUS	\$1,100,160.00	\$24,564.42	\$1,075,595.58
2.35%	CDBG ECON. DEV. LOAN FUND	\$110,900.00	\$2,608.13	\$108,291.87
37.64%	CDBG AFFORD HOUSING	\$222,770.00	\$83,859.16	\$138,910.84
0.00%	CDBG RURAL ENTERPRISE ASST	\$0.00	\$50,549.25	-\$50,549.25
0.00%	CDBG RAIL SITE	\$0.00	\$0.00	\$0.00
19.68%	BLDGS & GRDS (CITY HALL)	\$99,890.00	\$19,653.49	\$80,236.51
31.11%	CIVIC CENTER	\$328,940.00	\$102,321.62	\$226,618.38
82.04%	LIBRARY (LESS BLDG IMPRV)	\$503,954.00	\$413,462.00	\$90,492.00
0.00%	LIBRARY BLDG IMPRVMTS	\$0.00	\$0.00	\$0.00
36.72%	PUBLIC PROPERTIES	\$673,547.00	\$247,295.12	\$426,251.88
107.12%	CEMETERY	\$135,130.00	\$144,746.61	-\$9,616.61
0.00%	NEW PARK DEVELOPMENT	\$0.00	\$0.00	\$0.00
0.52%	NEW CEMETERY DEVELOPMENT	\$188,340.00	\$978.20	\$187,361.80
0.00%	GUTHMAN TRUST - REGULAR	\$200.00	\$0.00	\$200.00
0.00%	GUTHMAN TRUST - PAVING	\$0.00	\$0.00	\$0.00
0.00%	PERPETUAL CARE - PRINCIPAL	\$0.00	\$0.00	\$0.00
0.00%	PERPETUAL CARE - INTEREST	\$0.00	\$0.00	\$0.00
66.74%	BLDGS & GRDS (OTHER)	\$16,300.00	\$10,877.95	\$5,422.05
59.96%	BUILDING INSPECTION	\$167,260.00	\$100,282.22	\$66,977.78
22.65%	FIRE (LESS DONATIONS)	\$518,290.00	\$117,384.82	\$400,905.18
0.00%	FIRE DONATIONS	\$0.00	\$0.00	\$0.00
0.00%	FIRE EQUIPMENT SINKING FUND	\$51,624.00	\$0.00	\$51,624.00
5.69%	TREE BOARD	\$8,000.00	\$455.50	\$7,544.50
32.26%	PLANNING COMMISSION	\$83,010.00	\$26,779.85	\$56,230.15
20.20%	DOWDING POOL (LESS DONATIONS)	\$237,700.00	\$48,011.96	\$189,688.04
0.00%	POOL DONATIONS	\$0.00	\$0.00	\$0.00
0.00%	CONCESSION STAND	\$0.00	\$0.00	\$0.00
1.83%	SWIMMING LESSONS	\$20,100.00	\$368.70	\$19,731.30
37.57%	RECREATION	\$379,870.00	\$142,721.55	\$237,148.45
65.74%	SENIOR CENTER	\$105,522.00	\$69,368.95	\$36,153.05
44.90%	SENIOR SHUTTLE	\$3,488.00	\$1,566.19	\$1,921.81
40.56%	RECYCLING	\$50,130.00	\$20,333.50	\$29,796.50
	ECONOMIC DEVELOPMENT	\$373,900.00	\$93,163.65	\$280,736.35
	TAX INCREMENT FINANCING	\$832,956.00	\$867,196.57	-\$34,240.57
	TOTAL BUDGET	\$28,485,504.00	\$5,452,635.49	\$15,964,120.95

City of Seward Treasurer
Securities Pledged at The Jones National Bank & Trust Company

Account Number	Long Account Description	Original Par Value	Original Coupon Rate	Original Maturity Date	Original Book Value	Safekeep Receipt Number	Source Name	Market Value
154	GOEHNER NE	\$10,000.00	4.2000%	07/15/2015	\$10,000.00	365006859	COMMERCE BANK	\$10,024.90
155	GOEHNER NE	\$10,000.00	4.2500%	07/15/2016	\$10,000.00	365006860	COMMERCE BANK	\$10,024.60
385	FHLMC (AFS)	\$1,000,000.00	1.2500%	05/12/2017	\$1,021,350.00	60027094	COMMERCE BANK	\$1,010,840.00
156	GOEHNER NE	\$10,000.00	4.3000%	07/15/2017	\$10,000.00	365006861	COMMERCE BANK	\$10,024.00
281	WEST POINT NE CTFS OF PARTIC	\$100,000.00	4.2500%	11/01/2017	\$100,000.00	365007602	COMMERCE BANK	\$100,184.00
361	FFCB (AFS)	\$1,000,000.00	0.9300%	04/26/2018	\$1,002,060.00	528004571	COMMERCE BANK	\$995,160.00
199	NORTHEAST NE REV SW COALITION	\$125,000.00	3.3000%	05/15/2018	\$125,000.00	487000220	COMMERCE BANK	\$125,147.50
277	WAVERLY NE COMB UTIL	\$130,000.00	3.7000%	06/15/2018	\$130,000.00	457003526	COMMERCE BANK	\$130,167.70
157	GOEHNER NE	\$15,000.00	4.3500%	07/15/2018	\$15,000.00	365006862	COMMERCE BANK	\$15,035.40
430	FNMA (AFS)	\$1,000,000.00	1.6250%	11/27/2018	\$1,003,920.00	60027564	COMMERCE BANK	\$1,014,780.00
403	FHLB (AFS)	\$1,000,000.00	1.3000%	10/29/2019	\$1,001,000.00	401001463	COMMERCE BANK	\$992,430.00
482	SEWARD CO RPPD ELEC SYS REV	\$160,000.00	1.6000%	11/15/2019	\$160,000.00	561000719	COMMERCE BANK	\$158,988.80
444	SEWARD CO NE SD#9 GO REF BOND	\$200,000.00	1.4500%	12/15/2019	\$200,000.00	548002035	COMMERCE BANK	\$200,060.00
389	FHLMC (AFS)	\$1,000,000.00	1.6500%	03/13/2020	\$1,002,750.00	60027072	COMMERCE BANK	\$1,004,040.00
335	MADISON CO NE SD#2 (NORFOLK)	\$200,000.00	1.8000%	12/15/2020	\$200,000.00	528002911	COMMERCE BANK	\$200,712.00
338	SARPY CO SD #37 GO BONDS	\$195,000.00	2.1500%	12/01/2021	\$195,000.00	528003135	COMMERCE BANK	\$194,647.05
330	THURSTON NE SD #1, PENDER 2012	\$155,000.00	2.0500%	12/15/2021	\$155,000.00	528001710	COMMERCE BANK	\$155,240.25
463	BUFFALO CO NE SD#7 KEARNEY GO	\$200,000.00	2.3500%	12/15/2023	\$200,000.00	359001318	COMMERCE BANK	\$201,984.00
407	CLAY CO NE HWY ALLOC GO	\$200,000.00	2.3000%	06/15/2024	\$200,000.00	165042481	COMMERCE BANK	\$198,724.00
456	SCOTTSBLUFF COUNTY NE SD #32	\$250,000.00	2.5000%	06/15/2024	\$250,000.00	548002441	COMMERCE BANK	\$251,290.00
435	BUFFALO CO NE SD#19-SHELTON NE	\$200,000.00	3.1500%	12/15/2024	\$200,000.00	548001430	COMMERCE BANK	\$203,750.00
302	FHLMC CMO FHR-3997 LN	\$1,000,000.00	2.5000%	03/15/2040	\$1,024,375.00	60026304	COMMERCE BANK	\$453,422.38

Jun 1, 2015


1

5:30:00 AM

City of Seward Treasurer
 Securities Pledged at The Jones National Bank & Trust Company

Account Number	Long Account Description	Original Par Value	Original Coupon Rate	Original Maturity Date	Original Book Value	Safekap Receipt Number	Source Name	Market Value
Summary		\$8,160,000.00			\$8,215,455.00			\$7,636,676.58

Fax # (402) 643-6491



CASH IN BANK = \$7,281,265.13

Jun 1, 2015

2

5:30:00 AM

Institution: 052 (The Cattle National Bank)

P l e d g e d I n v e n t o r y									
Pledge-Tx# Portfolio	Total Par Total Deposits	Maturity Settle	Trans# Sloc	CUSIP Receipt#	Security Description Rate/Div Maturity Issued	TTL FFIEC	Pledged Par MBS Face Par	Collateral-Value Market-Value	
CITY OF SEWARD (CITY)									
0005220028 1	3,655.50	12/01/18 03/24/03	DAD	31371HCF3	FNMA - Pool#: 252170 6.50000 12/01/2018 11/01/98	Y	3,655.50 500,000.00	4,232.60 4,212.80	
0005220029 1	4,596.71	02/01/26 03/24/03	DAD	31375HAP9	FNMA ARM - Pool#: 334914 2.37200 02/01/2026 01/01/96	Y	4,596.71 1,000,000.00	4,810.40 4,801.31	
0005220030 1	8,513.47	04/01/19 03/25/03	DAD	31363ARX3	FNMA ARM - Pool#: 083302 3.99700 04/01/2019 10/01/89	Y	8,513.47 3,500,000.00	8,930.57 8,902.21	
0310240054 1	12,308.10	10/01/22 10/24/03	DAD	31335HUG6	FHLMC - Pool#: C90583 6.00000 10/01/2022 10/01/02	Y	12,308.10 700,000.00	14,089.41 14,027.87	
0805230005 1	120,000.00	04/15/17 05/23/08	DAD	25933TAG0	DOUGLAS CNTY NEB SAN & IMPT 3.95000 04/15/2017 04/15/08	Y	120,000.00 0.00	121,768.47 121,162.80	
0807240220 1	15,502.68	04/01/17 07/24/08	DAD	31371NCT0	FNMA - Pool#: 256682 5.50000 04/01/2017 03/01/07	Y	15,502.68 500,000.00	16,363.44 16,292.39	
0807240221 1	37,487.76	06/01/24 07/24/08	DAD	31371LQY8	FNMA - Pool#: 255271 5.00000 06/01/2024 05/01/04	Y	37,487.76 500,000.00	41,845.14 41,688.94	
0807240222 1	32,729.18	04/01/18 07/24/08	DAD	31390UMM5	FNMA - Pool#: 656564 5.00000 04/01/2018 04/01/03	Y	32,729.18 1,000,000.00	34,505.79 34,369.42	
0909220085 1	46,627.93	10/01/20 09/22/09	DAD	31407T2J8	FNMA - Pool#: 840577 5.00000 10/01/2020 10/01/05	Y	46,627.93 545,000.00	50,470.84 50,276.56	
0909220086 1	51,048.72	05/01/19 09/22/09	DAD	31402C5E8	FNMA - Pool#: 725445 4.50000 05/01/2019 04/01/04	Y	51,048.72 925,000.00	53,675.43 53,484.00	
1004230111 1	21,079.30	04/01/18 04/23/10	DAD	31283KTH1	FHLMC - Pool#: G11452 6.50000 04/01/2018 09/01/03	Y	21,079.30 2,000,000.00	21,978.19 21,864.01	
1004230112 1	7,610.39	01/01/18 04/23/10	DAD	31282CJ73	FHLMC - Pool#: M30286 4.50000 01/01/2018 02/01/03	Y	7,610.39 1,000,000.00	7,755.22 7,726.68	
1005210487 1	100,000.00	02/01/26 05/21/10	DAD	68189TBA3	OMAHA NEB SPL OBLIG 6.40000 02/01/2026 03/25/08	Y	100,000.00 0.00	115,202.33 113,069.00	
1012260078 1	115,000.00	09/15/23 12/26/10	DAD	23087RCV8	CUMING CNTY NEB PUB PWR DIST 3.60000 09/15/2023 09/15/10	Y	115,000.00 0.00	117,073.45 116,199.45	
1012260079 1	100,000.00	07/01/20 12/26/10	DAD	219264JV1	CORNHUSKER PUB PWR DIST NEB 3.00000 07/01/2020 09/01/10	Y	100,000.00 0.00	101,532.00 100,282.00	
1101240491 1	150,000.00	06/01/20 01/24/11	DAD	287754BA2	ELKHORN NEB SUBN FIRE DIST 2 2.95000 06/01/2020 09/30/10	Y	150,000.00 0.00	152,704.50 150,492.00	
1101240493 1	150,000.00	10/15/20 01/24/11	DAD	25935GAU5	DOUGLAS CNTY NEB SAN & IMPT 3.60000 10/15/2020 10/15/10	Y	150,000.00 0.00	152,686.50 151,996.50	
1102230226 1	250,000.00	12/01/21 02/23/11	DAD	231868LX6	CUSTER PUB PWR DIST NEB ELEC 3.20000 12/01/2021 11/30/10	Y	250,000.00 0.00	255,130.00 251,130.00	
1102230229 1	150,000.00	11/01/21 02/23/11	DAD	25930YBL0	DOUGLAS CNTY NEB SAN & IMPT 3.80000 11/01/2021 11/01/10	Y	150,000.00 0.00	152,825.50 152,350.50	
1104270112 1	12,066.84	09/01/17 04/27/11	DAD	31410KNK6	FNMA - Pool#: 889694 6.50000 09/01/2017 06/01/08	Y	12,066.84 180,000.00	12,616.08 12,550.72	
1108240265 1	120,000.00	09/15/16 08/24/11	DAD	226490AE0	CRETE NEB 1.85000 09/15/2016 06/28/11	Y	120,000.00 0.00	122,039.47 121,570.80	
1108240266 1	250,000.00	12/15/19 08/24/11	DAD	803770MB9	SARPY CNTY NEB SCH DIST NO 037 3.35000 12/15/2019 03/11/11	Y	250,000.00 0.00	257,846.81 253,985.00	
1110030079 1	115,000.00	12/15/15 09/30/11	DAD	433605AD4	HITCHCOCK CNTY NEB SCH DIST 70 1.35000 12/15/2015 07/27/11	Y	115,000.00 0.00	116,416.23 115,700.35	
1110240559 1	100,000.00	06/01/23 10/24/11	DAD	486800CA1	KEARNEY CNTY NEB 3.65000 06/01/2023 06/15/11	Y	100,000.00 0.00	105,319.00 103,494.00	
1110240562 1	240,000.00	12/15/21 10/24/11	DAD	433605AK8	HITCHCOCK CNTY NEB 3.05000 12/15/2021 07/27/11	Y	240,000.00 0.00	245,062.53 241,687.20	
1202270145 1	75,000.00	08/01/24 02/27/12	DAD	357406DJ3	FREMONT NE 3.15000 08/01/2024 10/04/11	Y	75,000.00 0.00	76,194.00 75,406.50	

Institution: 052 (The Cattle National Bank)

Pledge-Tx# Portfolio	Total Par Total Deposits	Maturity Settle	Trans# Sloc	CUSIP Receipt#	P l e g e d I n v e n t o r y			TTL FFIEC	Pledged Par MBS Face Par	Collateral-Value Market-Value
					Security Description	Rate/Div	Maturity Issued			
CITY OF SEWARD (CITY)										
1204240052 1	150,000.00	12/15/25 04/24/12	DAD	803770NS1	SARPY CNTY NE SCH DIST #37 2.45000 12/15/2025 03/22/12	Y		150,000.00 0.00	152,611.08 150,916.50	
1206220440 1	200,000.00	12/15/25 06/22/12	DAD	93811RBD5	WASHINGTON CNTY NE SCD #24 2.95000 12/15/2025 05/16/12	Y		200,000.00 0.00	203,218.56 200,498.00	
1209210358 1	55,000.00	10/15/23 09/21/12	DAD	428826AM3	HICKMAN NE COMB UTIL REV 2.75000 10/15/2023 05/01/12	Y		55,000.00 0.00	55,244.96 55,051.70	
1209210359 1	140,000.00	08/01/26 09/21/12	DAD	854746DB7	STANTON CNTY NE PUB PWR DIST 2.75000 08/01/2026 03/29/12	Y		140,000.00 0.00	135,764.53 134,481.20	
1210260189 1	125,000.00	11/15/20 10/26/12	DAD	259260BC0	DOUGLAS CNTY NE SANTN & IMPT 3.30000 11/15/2020 11/15/11	Y		125,000.00 0.00	130,269.58 130,086.25	
1210260190 1	150,000.00	12/15/22 10/26/12	DAD	259353DQ0	DOUGLAS CNTY NEB SCH DIST 059 3.60000 12/15/2022 05/12/11	Y		150,000.00 0.00	155,244.00 152,754.00	
1210260192 1	105,000.00	04/01/22 10/26/12	DAD	372136EB3	GENEVA NEB 4.05000 04/01/2022 02/25/11	Y		105,000.00 0.00	108,696.00 107,987.25	
1210260194 1	250,000.00	09/01/16 10/26/12	DAD	67868UBV4	OKLAHOMEA CNTY OK FIN AUTH 5.84000 09/01/2016 07/14/09	Y		250,000.00 0.00	268,505.00 264,855.00	
1210260199 1	50,000.00	09/15/22 10/26/12	DAD	23087RCU0	CUMING CNTY NEB PUB PWR DIST 3.50000 09/15/2022 09/15/10	Y		50,000.00 0.00	50,874.94 50,505.50	
1301240229 1	200,000.00	06/15/23 01/24/13	DAD	88609PCW2	THURSTON CNTY NE SCD #16 3.70000 06/15/2023 09/27/12	Y		200,000.00 0.00	203,642.22 200,230.00	
1301240230 1	200,000.00	10/01/23 01/24/13	DAD	259344AU3	DOUGLAS CNTY NE SAN & IMPT 3.25000 10/01/2023 10/01/12	Y		200,000.00 0.00	201,451.33 200,368.00	
1301240231 1	200,000.00	10/15/23 01/24/13	DAD	80376DCN7	SARPY CNTY NE SAN & IMPT DIST 3.25000 10/15/2023 10/15/12	Y		200,000.00 0.00	201,610.56 200,780.00	
1304300067 1	100,000.00	11/15/23 04/30/13	DAD	68905FFE4	OTOE CNTY NE SCH DIST #111 2.50000 11/15/2023 02/15/13	Y		100,000.00 0.00	97,388.11 97,277.00	
1304300068 1	135,000.00	06/15/27 04/30/13	DAD	930583CT4	WAHOO NE UTILITY REVENUE 3.00000 06/15/2027 03/12/13	Y		135,000.00 0.00	131,722.65 129,855.15	
1305230401 1	158,664.00	07/01/19 05/23/13	DAD	3128MMAD5	FHLMC - Pool#: G18003 5.50000 07/01/2019 07/01/04	Y		158,664.00 3,000,000.00	169,943.34 169,216.13	
1306210220 1	150,000.00	12/15/26 06/21/13	DAD	397802KH1	GRETNA NE 2.75000 12/15/2026 05/31/13	Y		150,000.00 0.00	141,994.58 140,092.50	
1307240271 1	200,000.00	06/01/25 07/24/13	DAD	287742LU2	ELKHORN NE RURAL PUBLIC PWR 2.65000 06/01/2025 06/27/13	Y		200,000.00 0.00	194,630.00 191,980.00	
1307240272 1	297,398.86	12/15/26 07/24/13	DAD	36176W2B6	GNMA-I - Pool#: 778670 4.00000 12/15/2026 12/01/11	Y		297,398.86 560,000.00	316,446.91 315,455.58	
1308230267 1	100,000.00	12/15/25 08/23/13	DAD	757045DV8	RED WILLOW CNTY NE 2.65000 12/15/2025 06/20/13	Y		100,000.00 0.00	97,715.94 96,494.00	
1309230058 1	3,051.86	09/01/15 09/23/13	DAD	31371MG27	FNMA - Pool#: 255917 5.00000 09/01/2015 08/01/05	Y		3,051.86 1,000,000.00	3,217.53 3,204.81	
1309230059 1	230,805.43	07/01/26 09/23/13	DAD	3138AMK38	FNMA - Pool#: AI7513 4.50000 07/01/2026 07/01/11	Y		230,805.43 500,000.00	246,391.72 245,526.20	
1310300064 1	76,700.71	12/20/20 10/30/13	DAD	36241KJN9	GNMA-II - Pool#: 782069 5.50000 12/20/2020 03/01/06	Y		76,700.71 750,000.00	82,185.83 81,834.29	
1310300067 1	68,322.86	12/01/17 10/30/13	DAD	31391XHQ5	FNMA - Pool#: 679839 5.50000 12/01/2017 12/01/02	Y		68,322.86 2,000,000.00	71,512.13 71,198.98	
1310300068 1	66,170.11	03/20/23 10/30/13	DAD	36202ERL5	GNMA-II - Pool#: 004091 5.00000 03/20/2023 03/01/08	Y		66,170.11 500,000.00	70,826.33 70,550.62	
1310300070 1	137,774.25	08/01/22 10/30/13	DAD	31371NJQ9	FNMA - Pool#: 256871 6.50000 08/01/2022 07/01/07	Y		137,774.25 1,100,000.00	152,924.05 152,177.77	
1406230215 1	150,000.00	12/15/25 06/23/14	DAD	919558KF2	VLY CNTY NE 2.90000 12/15/2025 05/28/14	Y		150,000.00 0.00	152,467.83 150,462.00	
1406230216 1	125,000.00	11/15/27		818474DD7	SEWARD CNTY NE PUBLIC PWR DIST	Y		125,000.00	130,628.47	



Date: 05/27/15
 Time: 17:43:06
 User: ACCT2

Pledgee Inventory Report
 For 05/31/15

Report#: P010
 Version:
 Page#: 3

Institution: 052 (The Cattle National Bank)

P l e d g e d I n v e n t o r y									
Pledge-Tx#	Total Par	Maturity	Trans#	CUSIP	Security Description	TTL	Pledged Par	Collateral-Value	
Portfolio	Total Deposits	Settle	Sloc	Receipt#	Rate/Div	Maturity	Issued	FFIEC	Market-Value
CITY OF SEWARD (CITY)									
1		06/23/14	DAD		4.00000	11/15/2027	08/20/13		130,406.25
1406230217	90,000.00	09/01/27		818488FC7	SEWARD NE WTR SYS REVENUE		Y	90,000.00	86,523.75
1		06/23/14	DAD		2.85000	09/01/2027	03/22/13		85,882.50
1406270096	418,078.00	05/15/25		3620ARB59	GNMA-I - Pool#: 737260		Y	418,078.00	444,692.43
1		06/27/14	DAD		3.50000	05/15/2025	05/01/10	1,000,000.00	443,473.04
1408220277	97,965.35	06/01/21		3128PVN22	FHLMC - Pool#: J15809		Y	97,965.35	102,516.46
1		08/22/14	DAD		3.00000	06/01/2021	06/01/11	285,000.00	102,271.55
1409230158	186,417.21	12/01/24		3128MMLQ4	FHLMC - Pool#: G18334		Y	186,417.21	201,309.37
1		09/23/14	DAD		4.50000	12/01/2024	12/01/09	1,015,000.00	200,610.31
1409230162	150,000.00	09/01/26		80378CBS7	SARPY CNTY NE SAN & IMPT DIST		Y	150,000.00	151,213.50
1		09/23/14	DAD		3.50000	09/01/2026	09/01/14	0.00	149,901.00
1410240033	298,626.06	03/01/23		31410KAW4	FNMA - Pool#: 889321		Y	298,626.06	315,858.37
1		10/24/14	DAD		4.00000	03/01/2023	03/01/08	2,050,000.00	314,862.95
1501020007	182,193.28	11/01/19		3128M1CT4	FHLMC - Pool#: G11982		Y	182,193.28	193,850.61
1		12/31/14	DAD		5.50000	11/01/2019	04/01/06	1,411,036.00	193,015.56
1502240073	115,000.00	11/15/24		505318QS7	LA VISTA NE		Y	115,000.00	113,334.54
1		02/24/15	DAD		2.65000	11/15/2024	12/31/14	0.00	113,199.10
1503240262	100,000.00	12/15/24		406036HN6	HALL CNTY NE SCD #2 GRAND IS		Y	100,000.00	97,304.67
1		03/24/15	DAD		2.40000	12/15/2024	02/09/15	0.00	96,558.00
1504230191	75,000.00	03/15/22		25930HAU8	DOUGLAS CNTY NE SAN & IMPT DIS		Y	75,000.00	72,702.50
1		04/23/15	DAD		2.40000	03/15/2022	03/15/15	0.00	72,322.50
9603250298	19,173.32	02/15/21		3129045E1	FHLMC SERIES 1041 CLASS E		Y	19,173.32	19,521.91
1		03/31/96	DAD		1.13560	02/15/2021	02/15/91	6,347,836.00	19,512.23
Pledgee:	7,844,567.88							7,844,567.88	8,089,030.19
Totals :	1.00							33,868,872.00	8,024,576.43

PLUS \$250,000.00 FDIC INSURANCE

PLEDGE ADDITIONS 06/01/15 TO CITY OF SEWARD

CUSIP	DESCRIPTION	ORIGINAL FACE VALUE	CURRENT VALUE	COUPON	MAT DATE
3128PQ4E8	FHLMC POOL J11721	1,200,000	321,333.03	4.50%	2/1/2025
25931KAV8	DOUGLAS CNTY NE SID #206	100,000	100,000	2.60%	5/15/2023

CASH IN BANK = \$8,554,843.06

Building Permits May - 2015

CURRENT YEAR: May 2015

Permits	Quantity	Permit Fee	Valuation
NEW CONST.	3	\$ 1,420.30	\$ 433,692.47
REMODEL/ADDIT.	23	\$ 1,763.45	\$ 480,920.00
ACCESSORY	6	\$ 180.00	\$ 65,570.00
ELECTRIC	8	\$ 607.25	\$ -
PLUMBING	11	\$ 565.00	\$ -
MECHANICAL	6	\$ 355.00	\$ -
SEWER TAP	2	\$ 500.00	\$ -
WATER TAP	2	\$ 1,640.00	\$ -
TEMP. ELEC.	2	\$ 100.00	\$ -
ELECTRIC SER.	2	\$ 400.00	\$ -
TOTALS	65	\$ 7,531.00	\$ 980,182.47

YEAR TO DATE January to December 2015

Permits	Quantity	Permit Fee	Valuation
NEW CONST.	8	\$ 7,017.40	\$ 2,877,730.03
REMODEL/ADDIT.	76	\$ 5,496.60	\$ 1,479,394.00
ACCESSORY	58	\$ 9,032.00	\$ 1,064,044.00
ELECTRIC	36	\$ 2,048.75	\$ -
PLUMBING	32	\$ 1,405.00	\$ -
MECHANICAL	17	\$ 880.00	\$ -
SEWER TAP	8	\$ 2,000.00	\$ -
WATER TAP	8	\$ 6,560.00	\$ -
TEMP. ELEC.	7	\$ 350.00	\$ -
ELECTRIC SER.	7	\$ 1,600.00	\$ -
TOTALS	257	\$ 36,389.75	\$ 5,421,168.03

FISCAL YEAR: Oct. 2014 to Sept. 2015

Permits	Quantity	Permit Fee	Valuation
NEW CONST.	17	\$ 11,561.60	\$ 4,264,029.83
REMODEL/ADDIT.	98	\$ 371,935.60	\$ 1,681,386.00
ACCESSORY	92	\$ 301,615.75	\$ 685,968.75
ELECTRIC	60	\$ 3,655.50	\$ -
PLUMBING	58	\$ 3,247.00	\$ -
MECHANICAL	36	\$ 3,128.00	\$ -
SEWER TAP	25	\$ 6,250.00	\$ -
WATER TAP	25	\$ 18,885.00	\$ -
TEMP. ELEC.	25	\$ 1,250.00	\$ -
ELECTRIC SER.	25	\$ 5,200.00	\$ -
TOTALS	461	\$ 726,728.45	\$ -

LAST YEAR: May 2014

Permits	Quantity	Permit Fee	Valuation
NEW CONST.	1	\$ -	\$ 150,000.00
REMODEL/ADDIT.	11	\$ 3,320.00	\$ 1,884,344.69
ACCESSORY	27	\$ 424.50	\$ 185,840.00
ELECTRIC	8	\$ 1,381.25	\$ -
PLUMBING	19	\$ 1,140.00	\$ -
MECHANICAL	6	\$ 800.00	\$ -
SEWER TAP	0	\$ -	\$ -
WATER TAP	0	\$ -	\$ -
TEMP. ELEC.	0	\$ -	\$ -
ELECTRIC SER.	0	\$ -	\$ -
TOTALS	72	\$ 7,065.75	\$ 2,220,184.69

YEAR TO DATE January to December 2014

Permits	Quantity	Permit Fee	Valuation
NEW CONST.	12	\$ 36,052.23	\$ 18,282,299.06
REMODEL/ADDIT.	41	\$ 291,697.95	\$ 16,051,521.69
ACCESSORY	43	\$ 15,617.50	\$ 510,788.00
ELECTRIC	26	\$ 17,627.75	\$ -
PLUMBING	56	\$ 14,085.00	\$ -
MECHANICAL	27	\$ 11,641.00	\$ -
SEWER TAP	8	\$ 13,700.00	\$ -
WATER TAP	8	\$ 35,225.00	\$ -
TEMP. ELEC.	8	\$ 2,700.00	\$ -
ELECTRIC SER.	8	\$ 13,350.00	\$ -
TOTALS	237	\$ 451,696.43	\$ 34,844,608.75

FISCAL YEAR: Oct. 2013 to Sept. 2014

Permits	Quantity	Permit Fee	Valuation
NEW CONST.	23	\$ 11,668.03	\$ 4,613,209.06
REMODEL/ADDIT.	76	\$ 10,023.45	\$ 4,350,482.69
ACCESSORY	54	\$ 1,837.00	\$ 436,925.00
ELECTRIC	75	\$ 6,713.00	\$ -
PLUMBING	144	\$ 7,728.00	\$ -
MECHANICAL	57	\$ 6,326.00	\$ -
SEWER TAP	16	\$ 4,000.00	\$ -
WATER TAP	17	\$ 12,325.00	\$ -
TEMP. ELEC.	17	\$ 850.00	\$ -
ELECTRIC SER.	18	\$ 4,200.00	\$ -
TOTALS	497	\$ 65,670.48	\$ 9,400,616.75

Payroll	134,554.99
Beatrice Ford, Eq	38,825.95
Advanced Floor, Bu	250.00
Alamar Uniforms, Su	129.83
Alliance Tech., Se	6,415.75
Amazon.Com, Su	691.41
Anderson, Mitch, Re	1,835.66
Aqua-Chem, Su	1,457.84
Ashby, Lisa, Se	25.00
Assoc. Bag, Su	1,015.42
Awards Unlimited, Su	193.00
Baker & Taylor, Su	2,325.19
Baldinger, Charlotte, Mi	26.45
Bluebird Nursery, Su	651.05
Bork, Ronald/Marily, Re	13.90
Capital Bus., Se	304.00
Cash-Wa, Su	462.45
Library Petty Cash, Su	222.49
Merchant Serv., Se	1,113.16
City Petty Cash, Su	234.53
Commonwealth Elec., Se	20,293.55
Constellation Gas, Ut	416.52
Control Serv., Ma	2,078.30
Cooper Power, Eq	44,149.27
D & S Forklifts, Re	659.84
Danko Emer., Re	53.64
Electronic Eng., Re	508.10
Emer. Med., Su	689.13
Farmers Coop, Su/Re	4,860.51
Fast Mart, Su	10.52
Fastenal, Su/Re	503.16
Firhouse Five, Se	25.00
GE Capital, Eq	10,711.61
General Fire, Bu	1,540.06
Gerdes, Jared, Su	91.78
Global Eq., Su	438.95
Good Life Mag., Se	24.00
HD Supp., Re	1,509.84
Hamilton Eq., Su	611.12
Heartspun Flowers, Su	50.00
Helmlink Printing, Su	522.00
Hemphill Elec., Re	125.00
Husker Elec., Su	724.53
Hydraulic Eq., Re	4,149.16
Interstate Batt., su	64.80
Jackson Serv., Se	107.42
jacobsen Rock, Su	6,779.64
Jurchen, John Se	25.00
Kriz-Davis, Su	3,116.27
Last Mile Network, Se	140.00
Lee's Ref., Re	220.26
Lincoln Winwater, Re	154.83
Marlin's Plbg., Re	32.10
Matheson Tri-Gas, Se	112.51
Mattson Ricketts Law, Se	4,522.59
McCoy, Nan, Releaf	75.00
Memorial Health, Se	1,185.00
Men's Health Mag., Se	24.97
Menards, Su	69.90
Merle's Garden, Su/Gu	1,709.69
Meyer Auto, Re	80.36
Mid-Amer. Benefits, Se	2,404.50
Midland Scientific, Se	2,173.97

	□	
Midwest Auto Parts, Re/Su		718.05
Midwest Automotive, Re		1,699.70
Midwest Labs, Se		705.09
Midwest Serv., Su		1,737.85
Mike's Market, Su		18.66
Moody, John, Se		110.00
Morse, Laurie, Class		60.00
Municipal Supp. NE, Su		220.28
NE Equip., Re		46.15
NE Health, Se		315.00
NE Labor, SE		280.00
NE Mun. Power Pool, Se		325.00
NE Pub. Power, Se/Su		413,924.11
NE Sports, Su		215.93
Net-Tech, Su		5,952.02
Nieman's Port-A-Pot, Se		300.00
Nitzsche, Natalie, Refund		50.00
Northern Safety, Su		250.89
OCLC, Se		174.61
O'Reilly Auto, Re		166.37
Odeys, Su		420.00
One Call Concepts, Se		124.50
Orscheln, Su/Re		912.45
Otte, Donna, Mi		37.38
Pac 'N' Save, Su		113.45
Pankoke, Henry, Se		220.00
Penas, Logan, Se		45.00
Plains Eq., Re		52.98
Plunkett's Pest, Se		157.32
Precision Tool, Re		34.00
Quill, Su		155.11
Quinn, Jeff, Se		275.00
Reader's Digest, Se		17.98
Rumery Lawn, Re		119.32
Sack Lumber, Su		5.99
Sam's Club, Su		1,028.86
Mrs. Science, Se		170.00
Sew. Airport Auth., Agreement		300.00
Sew. Co. Clerk, Se		60.00
Sew. Co. Independent, Se		946.03
Sew. Co. PPD, Se		1,216.70
Sew. Co. Treasurer, Se		14,959.33
Seward Lumber, Su/Re		596.05
Sew. Schools, Fines		60.00
Sleuth Software, Se		4,216.80
St PJ Supp., Su		131.25
Supplyworks, Su		317.39
Law Enf. Coord., Ex		120.00
US Postal, Se		144.00
Verizon, Se		142.51
Visa		484.05
Wal-Mart, Su	119.27	
Amazon.com, Se	99.00	
Gotprint.com, Se	265.78	
White, Sarah, Se		200.00
Windstream NE, Se		<u>2,702.19</u>
TOTAL		766,247.82

□

□

SEWARD POLICE DEPARTMENT
MAY 2015 MONTHLY REPORT

ARRESTS	36
CITATIONS	16
PARKING TICKETS	07
WARNINGS	149

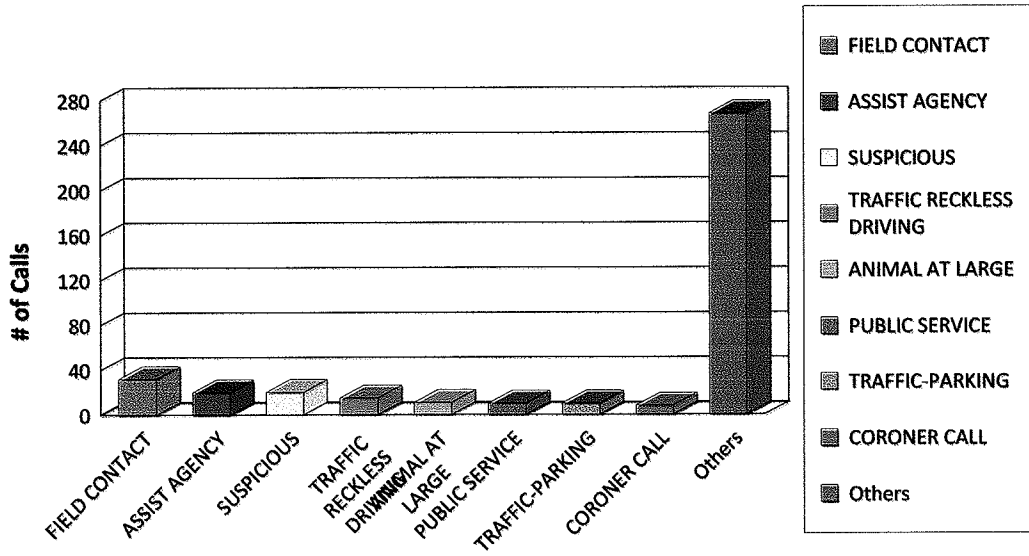
The above numbers do not include red tag warnings for parking violations, yellow tag warnings for animal violations or verbal warnings.

The Seward County Communication Center collects the numbers used to create the attached statistics summary.

Calls Statistics by Type Summary

5/1/2015 - 5/31/2015
00:00:00 - 12:54:51

Agency - SPD



	5/2015	Total
911 ABANDONED	2	2
911 HANG UP	1	1
911 MIS-DIAL	3	3
911 OPEN LINE	5	5
ABANDONED VEHICLE	1	1
ABUSE/NEGLECT ADULT	2	2
ABUSE/NEGLECT CHILD	7	7
ACCIDENT HIT & RUN	2	2
ACCIDENT PARKING	2	2
ACCIDENT W/O INJURIES	7	7
ACCIDENT WITH INJURIES	4	4
ALARM MONITORING	1	1
ALARM OTHER	1	1
ALARM TROUBLE	1	1
ANIMAL AT LARGE	11	11
ANIMAL BARKING DOG	3	3
ANIMAL CARCASS	2	2
ANIMAL CRUELTY TO	2	2
ANIMAL FOUND	4	4

	5/2015	Total
ANIMAL INJURED/SICK	1	1
ANIMAL LIVE TRAP	3	3
ANIMAL LOST	2	2
ANIMAL OTHER	2	2
ANIMAL VICIOUS	1	1
ARREST DUI	4	4
ARREST DUS	6	6
ARREST OTHER	2	2
ARREST REVOKED	4	4
ARREST WARRANT	6	6
ASSAULT DOMESTIC	1	1
ASSIST AGENCY	20	20
CITIZEN COMPLAINT	1	1
CIVIL CHILD CUSTODY	6	6
CIVIL OTHER	3	3
CIVIL PROPERTY DISPUTE	6	6
CORONER CALL	8	8
CRIME STOPPERS	1	1
CRIMINAL MISC PRIVATE	2	2
CRIMINAL MISCHIEF VANDAL	4	4
CURFEW VIOLATION	1	1
DISREGARD	5	5
DISTURBANCE	4	4
DISTURBANCE DOMESTIC	1	1
DRUG VIOLATION	6	6
DUPLICATE DISREGARD	2	2
ESCORT	3	3
EXPOSURE INDECENT	1	1
EXTRA PATROL	3	3
FIELD CONTACT	32	32
FIREWORKS DISCHARGE	1	1
FIX IT TICKET	5	5
FOUND BICYCLE	1	1
FRAUD	2	2

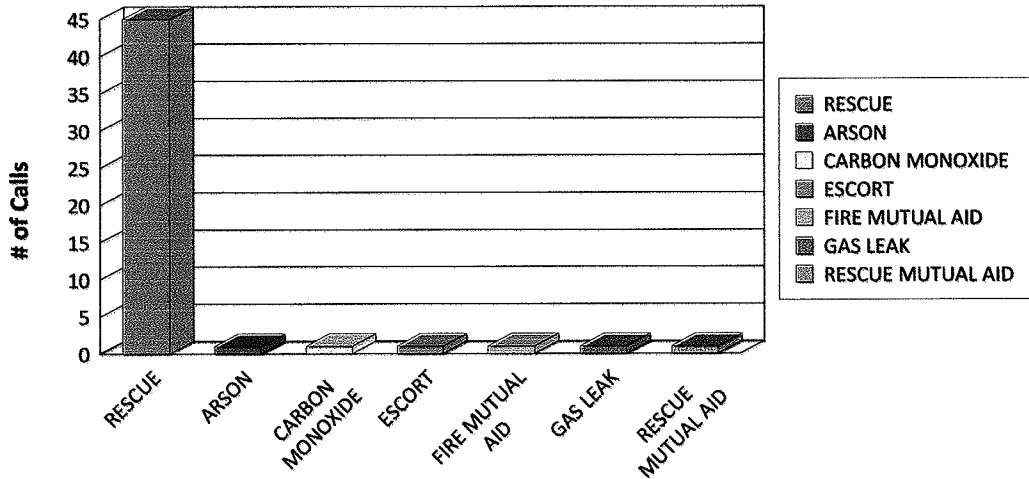
	5/2015	Total
FRAUD OTHER	1	1
FUNERAL ESCORT	5	5
GAS LEAK	1	1
GUN PERMIT	5	5
HARASSING PHONE CALLS	2	2
HARASSMENT	6	6
INFORMATION	7	7
JUVENILE WELFARE	3	3
JUVENILE/UNCONTROLLABLE	5	5
JUVENILE-OTHER	3	3
LIQUOR MIP	2	2
LIQUOR-OTHER	1	1
LITTERING	1	1
LOITERING	1	1
MENTAL	3	3
MENTAL EPC	1	1
MENTAL TASC	1	1
MISSING PERSON JUVENILE	1	1
MOTORIST ASSIST	5	5
OPEN DOOR BUSINESS	2	2
ORDINANCE VIOLATION	2	2
OTHER CALL TYPE	1	1
PROPERTY DAMAGE	2	2
PROPERTY FOUND	7	7
PROPERTY LOST	3	3
PROPERTY RECOVERED	1	1
PROTECTION ORDER VIOLATIC	1	1
PUBLIC NUISANCE	6	6
PUBLIC PEACE	2	2
PUBLIC SERVICE	10	10
RR XING ARM MALFUNCTION	1	1
SALES	1	1
SEX OFFENSE	1	1
SEXUAL ASSAULT	1	1

	5/2015	Total
SOLICITING SALES	3	3
SUSPICIOUS	20	20
TERRORISTIC THREAT	1	1
THEFT BUSINESS	3	3
THEFT FROM VEHICLE	1	1
THEFT RESIDENCE	1	1
THEFT-OTHER	4	4
TOWED VEHICLE	1	1
TRAF HAZARD DEBRIS	2	2
TRAFFIC	1	1
TRAFFIC - DUI	5	5
TRAFFIC CONTROL	3	3
TRAFFIC RECKLESS DRIVING	15	15
TRAFFIC SPEEDING	1	1
TRAFFIC STOP	4	4
TRAFFIC-OTHER	3	3
TRAFFIC-PARKING	10	10
UTILITY ELECTRIC	1	1
VACATION/RESIDENCE CHECK	1	1
WEAPONS OTHER	2	2
WELFARE CHECK	6	6
Total	394	394

Calls Statistics by Type Summary

5/1/2015 - 5/31/2015
00:00:00 - 12:54:51

Agency - SFD



	5/2015	Total
ARSON	1	1
CARBON MONOXIDE	1	1
ESCORT	1	1
FIRE MUTUAL AID	1	1
GAS LEAK	1	1
RESCUE	45	45
RESCUE MUTUAL AID	1	1
Total	51	51