

City of Seward, NE
Tuesday, January 20, 2015
Regular Session

Item G2

CONSENT AGENDA CONSIDERATION ITEMS

Claims & Payables Reports

City Clerk-Treasurer Report

City Codes Director Report

Police Department Report

Seward County Economic Development Corporation Director's Report

Add Joseph Yant, Jessie Yant, and Mitchell Anderson to the list of Volunteer Firefighters

Approve Refuse Hauler's Licenses

Infrastructure Cost Items Reimbursable Back to the City

Administrative Report: After review of listed Consent Agenda items and supporting documents/reports, one motion to approve the consent agenda would be in order. Council may choose to pull any item from the Consent Agenda and consider/act on it separately.

Staff Contact:

CLAIMS LIST
1-20-15
COUNCIL MEETING

Abbreviations: Bu, Building Upkeep; Eq, Equipment; Ex, Expense; Ma, Maintenance; Mi, Mileage; Misc, Miscellaneous; Re, Repairs; Sa, Salaries, Se, Services; Su, Supplies; Ut, Utilities, CI, Capital Improvements.

Payroll	115,366.47
Alliance Technologies, Se	1,284.73
Black Hills Energy, Ut	1,738.29
Advanced Floor Care, Ma	250.00
Melvin Aldrich, Ex	90.00
Amazon.Com Credit, Su	660.86
Alamar Uniforms, Misc	662.15
Nickalas Bloebaum, Ex	90.00
Car & Driver Magazine, Su	12.00
Kent Brunckhorst, Ex	90.00
Baker & Taylor, Su	2,930.27
Charlotte Baldinger, Mi	27.61
Chemsearch, Su	198.37
Alan Cihal, Ex	90.00
Capital Business Systems, Ma	79.00
Center Point Large Print, Su	116.00
Library Petty Cash, Su	93.70
Continental Fire/Alarm/Detect, CI	7,172.50
Demco, Inc., Su	228.19
D&D Communications, Eq	2,466.00
Commonwealth Electric, Re, Bu, Ma	1,927.70
Danko Emergency Equipment, Re, Eq	4,716.40
Don's Pioneer Uniform, Eq	96.94
Clayton Dredge, Ex	90.00
Bryan Duer, Ex	90.00
Merchant Services, Ex	958.34
Emergency Medical Products, Su	239.60
Steven Ferguson, Ex	90.00
Fastenal Co, Su, Re	404.07
Gabriel Burger & Else, Se	2,200.00
One Call Concepts, Se	42.25
Graham Tire, Re, Ma	1,364.00
Ryan Hurst, Ex	90.00
Hemphill Electric, Bu	125.00
John Hughes, Ex	90.00
H&S Plumbing, Ma	1,220.00
Dan Hansen, Ex, Ma	276.80
Hobson Automotive & Tire, Re	141.34
Hach Company, Se	3,548.32
Horticulture Magazine, Su	44.95
Jared Hochstein, Ex	90.00
Harding & Shultz, Se	2,495.90
Hartmann Custom Service, Se	15,606.30
Husker electric Supply, Se	719.04
Jaco Analytical Lab, Su	1,449.00
Intoximeters, Su	37.50
International paper, Se	125.00
Meyer Automotive, Re	10.00
Randy Johner, Ex	90.00

Jackson Services, Ma	123.12
Lincoln Winwater Works, Ma	531.27
Kriz-Davis, Se	5,051.47
Latschs, Su	39.78
Midwest Auto Parts, Su, Re	531.75
Nebraska Rural Water Assoc, Conf	375.00
Windstream, Se	2,365.92
Last Mile Network, Se	90.00
Mikes Fresh Market, Su	12.42
Matheson Tri-Gas, Su	146.37
League NE Municipalities, Conf	75.00
Mead Lumber & Rental, Re	154.96
Capital Business Systems, Se	225.00
Midwest Laboratories, Se	1,178.41
Midwest Automotive, Re	4,580.67
Robert Miers, Ex	90.00
Menards, Su, Bu, Eq	50.94
Midwest Service & Sales, Su	757.09
Merles Garden Center, Ma	1,269.41
Verizon Wireless, Se	50.75
Nebraska Public Power, Ut	468,138.15
NIFCO Mechanical Systems, Bu	160.50
Amsan, Su	424.30
Orscheln Farm & Home, Bu, Su, Re	263.48
Omaha World Herald, Ex	280.91
O'Reilly Auto Parts, Su, Re, Bu	683.94
Northern Safety Co, Su	533.79
John O'Kief, Ex	\$90.00
Donna Otte, Mi	39.20
Nebraska Dept of Revenue, Tax	230.73
Cody Pollak, Ex	90.00
Fast Mart, Su	44.68
Brent Pedersen, Ex	90.00
OCLC, Se	174.61
Rega Engineering Group, Se	1,220.00
Douglas Pollak, Ex	90.00
Pac N Save, Su	104.23
Riotec Industrial Products, Su	171.00
Brandon Policky, Ex	90.00
Quill Corp, Su	132.47
Memorial Health, Su	2,185.26
Redfield & Company, Su	144.84
Visa	769.26
Walmart, Su	279.44
First Book, Su	77.40
Accucut, Su	102.50
Amazon.com, Su	37.28
Shopko, Eq	171.19
LibraryEduc, Su	101.45
Tim Richtig, Ex	90.00
Sam's Club, Su	100.69
Rural Apprehension Program, Drug Program	5,282.25
Sam's Club, Dues	144.45
Patricia Sanley, Ex	90.00
Olsson Associates, Se	9,413.16
Troy Schaefer, Ex	90.00
Larry Ruether, Ex	90.00
Seward Lumber & Home Center, Su, Bu	1,505.49
Farmers coop, Re, Su, Bu	2,529.64
Plains Equipment Group, Re	95.75
Seward School District, License Fees	610.00
Seward Electronics, Re, Eq	740.84
Memorial Health-Drug, Se	30.00

Seward County Independent, Ex	1,812.01
Seward County Public Power, Ut	1,395.58
Seward County Treasurer, E911 Se	14,959.33
ST P J Supply, Su	363.44
Salt Creek Software, Eq	2,140.00
Nebraska Equipment, Su	45.18
Michelle St Louis, Ex	90.00
Schlueter Repair & Specialties, Re	119.63
Precision Tool & Machine, Su	309.78
US Postal Service, Su	\$181.00
Michael Smith, Ex	90.00
Tiger Direct, Eq	3,212.69
Mark Wattier, Ex	90.00
Fred Foltz, Se	220.00
Wayne Price, Se	300.00
Art On Display, Eq	75.00
Plunkett's Pest Control, Bu	55.12
Jack Vavra, Se	7,334.08
St Vincent DePaul Church, Incentive	840.00
Jack /Lynette Broderick, Ex	25.00
Orville Pearson, Se	40.00
Edward Gonzalez, Ex	90.00
Henry Pankoke, Ma	495.00
Robert Core, Ex	90.00
Total	<hr/> 721,060.38

		CLERK-TREASURER'S REPORT			
		MONTH OF: DECEMBER, 2014			
		VARIANCE AT:	24.99%		
		2014-2015			
				UNEXPENDED	
VARIANCE	DEPARTMENT	BUDGET	EXPENDITURES	BALANCE	
14.54%	ELECTRIC	\$13,106,939.00	\$1,906,289.18	\$11,200,649.82	
0.09%	ELEC BOND PYMT	\$334,570.00	\$300.00	\$334,270.00	
14.76%	WATER	\$1,586,736.00	\$234,272.87	\$1,352,463.13	
40.24%	WATER BOND PYMTS	\$458,214.00	\$184,388.05	\$273,825.95	
0.00%	WATER SINKING FUND	\$0.00	\$0.00	\$0.00	
24.74%	WASTEWATER TREATMENT	\$1,419,070.00	\$351,052.06	\$1,068,017.94	
3.05%	WWTW BOND PYMT	\$336,500.00	\$10,248.81	\$326,251.19	
0.00%	WWTW SINKING FUND	\$0.00	\$0.00	\$0.00	
	TOTAL UTILITIES	\$17,242,029.00	\$2,686,550.97	\$14,555,478.03	
	CAPITAL PROJECTS	\$0.00	\$62,001.89	-\$62,001.89	
40.04%	LEGISLATIVE (LESS DONATIONS)	\$253,697.00	\$101,586.46	\$152,110.54	
0.00%	DONATIONS	\$100,000.00	\$0.00	\$100,000.00	
5.41%	LEGAL	\$259,040.00	\$14,021.13	\$245,018.87	
24.03%	POLICE	\$1,199,035.00	\$288,101.59	\$910,933.41	
25.00%	E911	\$179,512.00	\$44,877.99	\$134,634.01	
0.00%	POLICE EQUITABLE SHARING	\$100,000.00	\$0.00	\$100,000.00	
10.37%	STREET	\$2,297,362.00	\$238,342.46	\$2,059,019.54	
63.81%	DEBT SERVICE	\$642,848.00	\$410,185.64	\$232,662.36	
1.33%	RAIL CAMPUS	\$1,100,160.00	\$14,651.88	\$1,085,508.12	
1.62%	CDBG ECON. DEV. LOAN FUND	\$110,900.00	\$1,796.53	\$109,103.47	
0.00%	CDBG AFFORD HOUSING	\$222,770.00	\$0.08	\$222,769.92	
0.00%	CDBG RAIL SITE	\$0.00	\$0.00	\$0.00	
9.15%	BLDGS & GRDS (CITY HALL)	\$99,890.00	\$9,136.51	\$90,753.49	
15.40%	CIVIC CENTER	\$328,940.00	\$50,659.48	\$278,280.52	
25.38%	LIBRARY (LESS BLDG. IMPRV)	\$503,954.00	\$127,886.22	\$376,067.78	
0.00%	LIBRARY BLDG IMPRVMTS	\$0.00	\$0.00	\$0.00	
18.57%	PUBLIC PROPERTIES	\$673,547.00	\$125,050.04	\$548,496.96	
31.30%	CEMETERY	\$135,130.00	\$42,290.74	\$92,839.26	
0.00%	NEW PARK DEVELOPMENT	\$0.00	\$0.00	\$0.00	
0.24%	NEW CEMETERY DEVELOPMENT	\$188,340.00	\$448.00	\$187,892.00	
0.00%	GUTHMAN TRUST - REGULAR	\$200.00	\$0.00	\$200.00	
0.00%	GUTHMAN TRUST - PAVING	\$0.00	\$0.00	\$0.00	
0.00%	PERPETUAL CARE - PRINCIPAL	\$0.00	\$0.00	\$0.00	
0.00%	PERPETUAL CARE - INTEREST	\$0.00	\$0.00	\$0.00	
4.38%	BLDGS & GRDS (OTHER)	\$16,300.00	\$713.79	\$15,586.21	
20.15%	BUILDING INSPECTION	\$167,260.00	\$33,700.07	\$133,559.93	
13.63%	FIRE (LESS DONATIONS)	\$518,290.00	\$70,658.84	\$447,631.16	
0.00%	FIRE DONATIONS	\$0.00	\$0.00	\$0.00	
0.00%	FIRE EQUIPMENT SINKING FUND	\$51,624.00	\$0.00	\$51,624.00	
5.57%	TREE BOARD	\$8,000.00	\$445.50	\$7,554.50	
14.45%	PLANNING COMMISSION	\$83,010.00	\$11,998.09	\$71,011.91	
6.28%	DOWDING POOL (LESS DONATIONS)	\$237,700.00	\$14,917.52	\$222,782.48	
0.00%	POOL DONATIONS	\$0.00	\$0.00	\$0.00	
0.00%	CONCESSION STAND	\$0.00	\$0.00	\$0.00	
0.00%	SWIMMING LESSONS	\$20,100.00	\$0.00	\$20,100.00	
12.01%	RECREATION	\$379,870.00	\$45,637.33	\$334,232.67	
23.63%	SENIOR CENTER	\$105,522.00	\$24,939.11	\$80,582.89	
30.37%	SENIOR SHUTTLE	\$3,488.00	\$1,059.23	\$2,428.77	
13.81%	RECYCLING	\$50,130.00	\$6,920.91	\$43,209.09	
	ECONOMIC DEVELOPMENT	\$373,900.00	\$104.00	\$373,796.00	
	TAX INCREMENT FINANCING	\$832,956.00	\$800,536.77	\$32,419.23	
	TOTAL BUDGET	\$28,485,504.00	\$2,542,667.80	\$23,256,285.23	

City of Seward Treasurer
Securities Pledged at The Jones National Bank & Trust Company

Account Number	Long Account Description	Original Par Value	Original Coupon Rate	Original Maturity Date	Original Book Value	Safekeep Receipt Number	Source Name	Market Value
154	GOEHNER NE	\$10,000.00	4.2000%	07/15/2015	\$10,000.00	365006859	COMMERCE BANK	\$10,023.90
155	GOEHNER NE	\$10,000.00	4.2500%	07/15/2016	\$10,000.00	365006860	COMMERCE BANK	\$10,022.70
385	FHLMC (AFS)	\$1,000,000.00	1.2500%	05/12/2017	\$1,021,350.00	60027094	COMMERCE BANK	\$1,007,410.00
156	GOEHNER NE	\$10,000.00	4.3000%	07/15/2017	\$10,000.00	365006861	COMMERCE BANK	\$10,022.60
281	WEST POINT NE CTFS OF PARTIC	\$100,000.00	4.2500%	11/01/2017	\$100,000.00	365007602	COMMERCE BANK	\$100,173.00
361	FFCB (AFS)	\$1,000,000.00	0.9300%	04/26/2018	\$1,002,060.00	528004571	COMMERCE BANK	\$992,940.00
199	NORTHEAST NE REV SW COALITION	\$125,000.00	3.3000%	05/15/2018	\$125,000.00	487000220	COMMERCE BANK	\$125,880.00
277	WAVERLY NE COMB UTIL	\$130,000.00	3.7000%	06/15/2018	\$130,000.00	457003526	COMMERCE BANK	\$130,358.80
157	GOEHNER NE	\$15,000.00	4.3500%	07/15/2018	\$15,000.00	365006862	COMMERCE BANK	\$15,032.70
397	FHLB (AFS)	\$1,000,000.00	1.1250%	10/15/2018	\$1,000,000.00	60027132	COMMERCE BANK	\$988,030.00
430	FNMA (AFS)	\$1,000,000.00	1.6250%	11/27/2018	\$1,003,920.00	60027564	COMMERCE BANK	\$1,004,820.00
403	FHLB (AFS)	\$1,000,000.00	1.3000%	10/29/2019	\$1,001,000.00	401001463	COMMERCE BANK	\$975,830.00
444	SEWARD CO NE SD#9 GO REF BOND	\$200,000.00	1.4500%	12/15/2019	\$200,000.00	548002035	COMMERCE BANK	\$200,494.00
389	FHLMC (AFS)	\$1,000,000.00	1.6500%	03/13/2020	\$1,002,750.00	60027072	COMMERCE BANK	\$988,860.00
335	MADISON CO NE SD#2 (NORFOLK)	\$200,000.00	1.8000%	12/15/2020	\$200,000.00	528002911	COMMERCE BANK	\$201,158.00
338	SARPY CO SD #37 GO BONDS	\$195,000.00	2.1500%	12/01/2021	\$195,000.00	528003135	COMMERCE BANK	\$195,214.50
330	THURSTON NE SD #1, PENDER 2012	\$155,000.00	2.0500%	12/15/2021	\$155,000.00	528001710	COMMERCE BANK	\$155,547.15
463	BUFFALO CO NE SD#7 KEARNEY GO	\$200,000.00	2.3500%	12/15/2023	\$200,000.00	359001318	COMMERCE BANK	\$202,852.00
407	CLAY CO NE HWY ALLOC GO	\$200,000.00	2.3000%	06/15/2024	\$200,000.00	165042481	COMMERCE BANK	\$200,182.00
456	SCOTTSBLUFF COUNTY NE SD #32	\$250,000.00	2.5000%	06/15/2024	\$250,000.00	548002441	COMMERCE BANK	\$252,527.50
435	BUFFALO CO NE SD#19-SHELTON NE	\$200,000.00	3.1500%	12/15/2024	\$200,000.00	548001430	COMMERCE BANK	\$205,010.00
Summary		\$8,000,000.00			\$8,031,080.00			\$7,972,388.85

Jan 1, 2015

1

5:30:01 AM

City of Seward Treasurer

Securities Pledged at The Jones National Bank & Trust Company

Fax # (402) 643-6491

Handwritten signature of Alan R. Smith, VP-Sr TO.

CASH IN BANK = \$ 7,182,228.86

Jan 1, 2015

2

5:30:01 AM



Date: 12/29/14
Time: 18:30:40
User: ACCT2

Pledge Inventory Report
For 12/31/14

Report#: P010
Version:
Page#: 1

Institution: 052 (The Cattle National Bank)

Pledge-Tx# Portfolio	Total Par Total Deposits	Maturity Settle	Trans# Sloc	CUSIP Receipt#	P l e d g e d I n v e n t o r y			TTL FFIEC	Pledged Par MBS Face Par	Collateral-Value Market-Value
					Security Description Rate/Div	Maturity	Issued			
CITY OF SEWARD (CITY)										
0005220028 1	4,320.29	12/01/18 03/24/03	DAD	31371HCF3	FNMA - Pool#: 252170 6.50000	12/01/2018	11/01/98	Y	4,320.29 500,000.00	4,945.15 4,921.75
0005220029 1	4,825.84	02/01/26 03/24/03	DAD	31375HAP9	FNMA ARM - Pool#: 334914 2.36000	02/01/2026	01/01/96	Y	4,825.84 1,000,000.00	5,014.42 5,004.93
0005220030 1	9,626.37	04/01/19 03/25/03	DAD	31363ARX3	FNMA ARM - Pool#: 083302 4.00000	04/01/2019	10/01/89	Y	9,626.37 3,500,000.00	9,918.68 9,886.59
0310240054 1	13,315.13	10/01/22 10/24/03	DAD	31335HUG6	FHLMC - Pool#: C90583 6.00000	10/01/2022	10/01/02	Y	13,315.13 700,000.00	15,138.43 15,071.85
0805230005 1	120,000.00	04/15/17 05/23/08	DAD	25933TAG0	DOUGLAS CNTY NEB SAN & IMPT 3.95000	04/15/2017	04/15/08	Y	120,000.00 0.00	121,963.07 120,962.40
0807240220 1	21,033.41	04/01/17 07/24/08	DAD	31371NCT0	FNMA - Pool#: 256682 5.50000	04/01/2017	03/01/07	Y	21,033.41 500,000.00	22,320.15 22,223.75
0807240221 1	41,612.17	06/01/24 07/24/08	DAD	31371LQY8	FNMA - Pool#: 255271 5.00000	06/01/2024	05/01/04	Y	41,612.17 500,000.00	46,150.69 45,977.31
0807240222 1	40,423.84	04/01/18 07/24/08	DAD	31390UMM5	FNMA - Pool#: 656564 5.00000	04/01/2018	04/01/03	Y	40,423.84 1,000,000.00	42,802.93 42,634.50
0909220085 1	54,536.95	10/01/20 09/22/09	DAD	31407T2J8	FNMA - Pool#: 840577 5.00000	10/01/2020	10/01/05	Y	54,536.95 545,000.00	58,877.84 58,650.60
0909220086 1	61,599.48	05/01/19 09/22/09	DAD	31402C5E8	FNMA - Pool#: 725445 4.50000	05/01/2019	04/01/04	Y	61,599.48 925,000.00	65,179.54 64,948.54
1004230111 1	29,325.26	04/01/18 04/23/10	DAD	31283KTH1	FHLMC - Pool#: G11452 6.50000	04/01/2018	09/01/03	Y	29,325.26 2,000,000.00	30,672.80 30,513.95
1004230112 1	8,876.45	01/01/18 04/23/10	DAD	31282CJ73	FHLMC - Pool#: M30286 4.50000	01/01/2018	02/01/03	Y	8,876.45 1,000,000.00	9,079.08 9,045.79
1005210487 1	100,000.00	02/01/26 05/21/10	DAD	68189TBA3	OMAHA NEB SPL OBLIG 6.40000	02/01/2026	03/25/08	Y	100,000.00 0.00	116,339.67 113,673.00
1009250231 1	100,000.00	12/15/15 09/25/10	DAD	406036FF5	HALL CNTY NEB SCH DIST NO 2 3.74500	12/15/2015	11/12/09	Y	100,000.00 0.00	100,357.44 100,191.00
1012260078 1	115,000.00	09/15/23 12/26/10	DAD	23087RCV8	CUMING CNTY NEB PUB PWR DIST 3.60000	09/15/2023	09/15/10	Y	115,000.00 0.00	117,167.75 115,948.75
1012260079 1	100,000.00	07/01/20 12/26/10	DAD	219264JV1	CORNHUSKER PUB PWR DIST NEB 3.00000	07/01/2020	09/01/10	Y	100,000.00 0.00	102,292.00 100,792.00
1101240491 1	150,000.00	06/01/20 01/24/11	DAD	287754BA2	ELKHORN NEB SUBN FIRE DIST 2 2.95000	06/01/2020	09/30/10	Y	150,000.00 0.00	151,585.25 151,216.50
1101240493 1	150,000.00	10/15/20 01/24/11	DAD	25935GAU5	DOUGLAS CNTY NEB SAN & IMPT 3.60000	10/15/2020	10/15/10	Y	150,000.00 0.00	155,281.50 154,141.50
1102230226 1	250,000.00	12/01/21 02/23/11	DAD	231868LX6	CUSTER PUB PWR DIST NEB ELEC 3.20000	12/01/2021	11/30/10	Y	250,000.00 0.00	252,996.67 252,330.00
1102230229 1	150,000.00	11/01/21 02/23/11	DAD	25930YBL0	DOUGLAS CNTY NEB SAN & IMPT 3.80000	11/01/2021	11/01/10	Y	150,000.00 0.00	155,570.00 154,620.00
1102230230 1	70,000.00	12/15/15 02/23/11	DAD	883285AF5	THAYER CNTY NEB SCH DIST 0070 4.50000	12/15/2015	12/09/09	Y	70,000.00 0.00	70,277.90 70,137.90
1104270110 1	125,000.00	05/15/19 04/27/11	DAD	25931KAJ5	DOUGLAS CNTY NEB SAN & IMPT 4.10000	05/15/2019	05/15/10	Y	125,000.00 0.00	126,708.61 126,053.75
1104270112 1	16,553.68	09/01/17 04/27/11	DAD	31410KNK6	FNMA - Pool#: 889694 6.50000	09/01/2017	06/01/08	Y	16,553.68 180,000.00	17,554.95 17,465.28
1108240265 1	120,000.00	09/15/16 08/24/11	DAD	226490AE0	CRETE NEB 1.85000	09/15/2016	06/28/11	Y	120,000.00 0.00	122,535.27 121,881.60
1108240266 1	250,000.00	12/15/19 08/24/11	DAD	803770MB9	SARPY CNTY NEB SCH DIST NO 037 3.35000	12/15/2019	03/11/11	Y	250,000.00 0.00	255,352.22 254,980.00
1110030079 1	115,000.00	12/15/15 09/30/11	DAD	433605AD4	HITCHCOCK CNTY NEB SCH DIST 70 1.35000	12/15/2015	07/27/11	Y	115,000.00 0.00	116,219.00 116,150.00



Date: 12/29/14
Time: 18:30:40
User: ACCT2

Pledgee Inventory Report
For 12/31/14

Report#: P010
Version:
Page#: 2

Institution: 052 (The Cattle National Bank)

Pledge-Tx# Portfolio	Total Par Total Deposits	Maturity Settle	Trans# Sloc	CUSIP Receipt#	P l e d g e d I n v e n t o r y			TTL FFIEC	Pledged Par MBS Face Par	Collateral-Value Market-Value
					Security Description Rate/Div	Maturity	Issued			
CITY OF SEWARD (CITY)										
1110240559 1	100,000.00	06/01/23 10/24/11	DAD	486800CA1	KEARNEY CNTY NEB 3.65000	06/01/2023	06/15/11	Y	100,000.00 0.00	104,375.17 104,071.00
1110240562 1	240,000.00	12/15/21 10/24/11	DAD	433605AK8	HITCHCOCK CNTY NEB 3.05000	12/15/2021	07/27/11	Y	240,000.00 0.00	243,123.73 242,798.40
1202270145 1	75,000.00	08/01/24 02/27/12	DAD	357406DJ3	FREMONT NE 3.15000	08/01/2024	10/04/11	Y	75,000.00 0.00	76,839.38 75,855.00
1204240052 1	150,000.00	12/15/25 04/24/12	DAD	803770NS1	SARPY CNTY NE SCH DIST #37 2.45000	12/15/2025	03/22/12	Y	150,000.00 0.00	148,006.33 147,843.00
1206220440 1	200,000.00	12/15/25 06/22/12	DAD	93811RBD5	WASHINGTON CNTY NE SCD #24 2.95000	12/15/2025	05/16/12	Y	200,000.00 0.00	201,972.22 201,710.00
1209210358 1	55,000.00	10/15/23 09/21/12	DAD	428826AM3	HICKMAN NE COMB UTIL REV 2.75000	10/15/2023	05/01/12	Y	55,000.00 0.00	55,662.51 55,343.20
1209210359 1	140,000.00	08/01/26 09/21/12	DAD	854746DB7	STANTON CNTY NE PUB PWR DIST 2.75000	08/01/2026	03/29/12	Y	140,000.00 0.00	139,749.17 138,145.00
1210260189 1	125,000.00	11/15/20 10/26/12	DAD	259260BC0	DOUGLAS CNTY NE SANTN & IMPT 3.30000	11/15/2020	11/15/11	Y	125,000.00 0.00	132,182.08 131,655.00
1210260190 1	150,000.00	12/15/22 10/26/12	DAD	259353DQ0	DOUGLAS CNTY NEB SCH DIST 059 3.60000	12/15/2022	05/12/11	Y	150,000.00 0.00	154,432.50 154,192.50
1210260192 1	105,000.00	04/01/22 10/26/12	DAD	372136EB3	GENEVA NEB 4.05000	04/01/2022	02/25/11	Y	105,000.00 0.00	110,690.48 109,627.35
1210260194 1	250,000.00	09/01/16 10/26/12	DAD	67868UBV4	OKLAHOMEA CNTY OK FIN AUTH 5.84000	09/01/2016	07/14/09	Y	250,000.00 0.00	274,004.17 269,137.50
1210260199 1	50,000.00	09/15/22 10/26/12	DAD	23087RCU0	CUMING CNTY NEB PUB PWR DIST 3.50000	09/15/2022	09/15/10	Y	50,000.00 0.00	50,917.28 50,402.00
1301240229 1	200,000.00	06/15/23 01/24/13	DAD	88609PCW2	THURSTON CNTY NE SCD #16 3.70000	06/15/2023	09/27/12	Y	200,000.00 0.00	201,700.89 201,372.00
1301240230 1	200,000.00	10/01/23 01/24/13	DAD	259344AU3	DOUGLAS CNTY NE SAN & IMPT 3.25000	10/01/2023	10/01/12	Y	200,000.00 0.00	203,193.00 201,568.00
1301240231 1	200,000.00	10/15/23 01/24/13	DAD	80376DCN7	SARPY CNTY NE SAN & IMPT DIST 3.25000	10/15/2023	10/15/12	Y	200,000.00 0.00	203,434.22 202,062.00
1304300067 1	100,000.00	11/15/23 04/30/13	DAD	68905FFE4	OTOE CNTY NE SCH DIST #111 2.50000	11/15/2023	02/15/13	Y	100,000.00 0.00	99,283.44 98,964.00
1304300068 1	135,000.00	06/15/27 04/30/13	DAD	930583CT4	WAHOO NE UTILITY REVENUE 3.00000	06/15/2027	03/12/13	Y	135,000.00 0.00	134,509.05 134,329.05
1305230401 1	189,923.67	07/01/19 05/23/13	DAD	3128MMAD5	FHLMC - Pool#: G18003 5.50000	07/01/2019	07/01/04	Y	189,923.67 3,000,000.00	203,664.18 202,793.70
1306210220 1	150,000.00	12/15/26 06/21/13	DAD	397802KH1	GRETNA NE 2.75000	12/15/2026	05/31/13	Y	150,000.00 0.00	144,126.33 143,943.00
1307240271 1	200,000.00	06/01/25 07/24/13	DAD	287742LU2	ELKHORN NE RURAL PUBLIC PWR 2.65000	06/01/2025	06/27/13	Y	200,000.00 0.00	196,159.67 195,718.00
1307240272 1	319,257.44	12/15/26 07/24/13	DAD	36176W2B6	GNMA-I - Pool#: 778670 4.00000	12/15/2026	12/01/11	Y	319,257.44 560,000.00	341,182.85 340,118.66
1308230267 1	100,000.00	12/15/25 08/23/13	DAD	757045DV8	RED WILLOW CNTY NE 2.65000	12/15/2025	06/20/13	Y	100,000.00 0.00	98,508.78 98,391.00
1309230058 1	12,110.62	09/01/15 09/23/13	DAD	31371MG27	FNMA - Pool#: 255917 5.00000	09/01/2015	08/01/05	Y	12,110.62 1,000,000.00	12,807.67 12,757.21
1309230059 1	251,555.08	07/01/26 09/23/13	DAD	3138AMK38	FNMA - Pool#: A17513 4.50000	07/01/2026	07/01/11	Y	251,555.08 500,000.00	269,649.44 268,706.11
1310300064 1	90,106.43	12/20/20 10/30/13	DAD	36241KJN9	GNMA-II - Pool#: 782069 5.50000	12/20/2020	03/01/06	Y	90,106.43 750,000.00	97,355.12 96,942.13
1310300067 1	86,976.66	12/01/17 10/30/13	DAD	31391XHQ5	FNMA - Pool#: 679839 5.50000	12/01/2017	12/01/02	Y	86,976.66 2,000,000.00	91,871.99 91,473.35
1310300068 1	69,461.19	03/20/23		36202ERL5	GNMA-II - Pool#: 004091			Y	69,461.19	74,564.63



Date: 12/29/14
Time: 18:30:40
User: ACCT2

Pledgee Inventory Report
For 12/31/14

Report#: P010
Version:
Page#: 3

Institution: 052 (The Cattle National Bank)

P l e d g e d I n v e n t o r y										
Pledge-Tx#	Total Par	Maturity	Trans#	CUSIP	Security Description			TTL	Pledged Par	Collateral-Value
Portfolio	Total Deposits	Settle	Sloc	Receipt#	Rate/Div	Maturity	Issued	FFIEC	MBS Face Par	Market-Value
CITY OF SEWARD (CITY)										
1		10/30/13	DAD		5.00000	03/20/2023	03/01/08		500,000.00	74,275.21
1310300070	158,594.01	08/01/22		31371NJQ9	FNMA - Pool#:	256871		Y	158,594.01	173,618.09
1		10/30/13	DAD		6.50000	08/01/2022	07/01/07		1,100,000.00	172,759.04
1406230215	150,000.00	12/15/25		919558KF2	VLV CNTY NE			Y	150,000.00	152,131.33
1		06/23/14	DAD		2.90000	12/15/2025	05/28/14		0.00	151,938.00
1406230216	125,000.00	11/15/27		818474DD7	SEWARD CNTY NE PUBLIC PWR DIST			Y	125,000.00	133,441.39
1		06/23/14	DAD		4.00000	11/15/2027	08/20/13		0.00	132,802.50
1406230217	90,000.00	09/01/27		818488FC7	SEWARD NE WTR SYS REVENUE			Y	90,000.00	89,861.40
1		06/23/14	DAD		2.85000	09/01/2027	03/22/13		0.00	89,006.40
1406270096	448,234.07	05/15/25		3620ARB59	GNMA-I - Pool#:	737260		Y	448,234.07	477,745.40
1		06/27/14	DAD		3.50000	05/15/2025	05/01/10		1,000,000.00	476,438.05
1408220277	112,125.92	06/01/21		3128PVN22	FHLMC - Pool#:	J15809		Y	112,125.92	117,234.92
1		08/22/14	DAD		3.00000	06/01/2021	06/01/11		285,000.00	116,954.61
1409230158	209,406.92	12/01/24		3128MMLQ4	FHLMC - Pool#:	G18334		Y	209,406.92	225,635.96
1		09/23/14	DAD		4.50000	12/01/2024	12/01/09		1,015,000.00	224,850.68
1409230162	150,000.00	09/01/26		80378CBS7	SARPY CNTY NE SAN & IMPT DIST			Y	150,000.00	153,647.50
1		09/23/14	DAD		3.50000	09/01/2026	09/01/14		0.00	151,897.50
1410240033	338,674.49	03/01/23		31410KAW4	FNMA - Pool#:	889321		Y	338,674.49	361,727.96
1		10/24/14	DAD		4.00000	03/01/2023	03/01/08		2,050,000.00	360,599.05
9603250298	20,965.89	02/15/21		3129045E1	FHLMC SERIES 1041 CLASS E			Y	20,965.89	21,361.78
1		03/31/96	DAD		1.11080	02/15/2021	02/15/91	P	6,347,836.00	21,351.43
Pledgee:	7,968,441.26								7,968,441.26	8,262,673.02
Totals :	1.00								32,457,836.00	8,222,213.87

CASH IN BANK = \$8,545,367.31

PLEDGE ADDITIONS 12/31/14 TO CITY OF SEWARD

CUSIP	DESCRIPTION	ORIGINAL VALUE	MARKET VALUE	COUPON	MAT DATE
3128M1CT4	FHLMC G11982	1,411,036.00	\$222,245.92	5.50%	11/1/2019

PLUS \$250,000.00 FDIC INSURANCE

Building Permit Report December - 2014

CURRENT YEAR: December 2014

Permits	Quantity	Permit Fee	Valuation
NEW CONST.	2	\$1,220.30	\$413,348.52
REMODEL/ADDIT.	6	\$325.00	\$156,391.00
ACCESSORY	7	\$361.50	\$37,288.00
ELECTRIC	12	\$742.25	\$0.00
PLUMBING	11	\$515.00	\$0.00
MECHANICAL	8	\$505.00	\$0.00
SEWER TAP	13	\$3,250.00	\$0.00
WATER TAP	13	\$9,425.00	\$0.00
TEMP. ELEC.	13	\$650.00	\$0.00
ELECTRIC SER.	13	\$2,600.00	\$0.00
TOTALS	98	\$19,594.05	\$607,027.52

YEAR TO DATE January to December 2014

Permits	Quantity	Permit Fee	Valuation
NEW CONST.	43	\$50,337.73	\$24,283,097.82
REMODEL/ADDIT.	163	\$675,520.95	\$25,726,831.69
ACCESSORY	132	\$442,636.00	\$877,465.75
ELECTRIC	92	\$21,249.50	\$0.00
PLUMBING	128	\$18,312.00	\$0.00
MECHANICAL	69	\$16,113.00	\$0.00
SEWER TAP	35	\$20,450.00	\$0.00
WATER TAP	35	\$54,775.00	\$0.00
TEMP. ELEC.	40	\$4,275.00	\$0.00
ELECTRIC SER.	38	\$19,750.00	\$0.00
TOTALS	775	\$1,323,419.18	\$50,887,395.26

FISCAL YEAR: Oct. 2014 to Sept. 2015

Permits	Quantity	Permit Fee	Valuation
NEW CONST.	9	\$4,544.20	\$1,386,299.80
REMODEL/ADDIT.	22	\$366,439.00	\$201,992.00
ACCESSORY	34	\$415,299.25	\$58,553.75
ELECTRIC	24	\$1,606.75	\$0.00
PLUMBING	26	\$1,842.00	\$0.00
MECHANICAL	19	\$2,248.00	\$0.00
SEWER TAP	17	\$4,250.00	\$0.00
WATER TAP	17	\$12,325.00	\$0.00
TEMP. ELEC.	18	\$900.00	\$0.00
ELECTRIC SER.	18	\$3,600.00	\$0.00
TOTALS	204	\$813,054.20	\$1,646,845.55

LAST YEAR: December 2013

Permits	Quantity	Permit Fee	Valuation
NEW CONST.	0	\$0.00	\$0.00
REMODEL/ADDIT.	18	\$1,453.20	\$308,416.00
ACCESSORY	4	\$271.00	\$14,290.00
ELECTRIC	37	\$3,831.50	\$0.00
PLUMBING	84	\$4,383.00	\$0.00
MECHANICAL	27	\$3,107.00	\$0.00
SEWER TAP	0	\$0.00	\$0.00
WATER TAP	0	\$0.00	\$0.00
TEMP. ELEC.	0	\$0.00	\$0.00
ELECTRIC SER.	0	\$0.00	\$0.00
TOTALS	170	\$13,045.70	\$322,706.00

YEAR TO DATE January to December 2013

Permits	Quantity	Permit Fee	Valuation
NEW CONST.	34	\$18,838.80	\$6,026,772.72
REMODEL/ADDIT.	105	\$9,900.00	\$1,911,600.00
ACCESSORY	52	\$453.00	\$49,200.00
ELECTRIC	182	\$2,058.00	\$0.00
PLUMBING	201	\$2,100.00	\$0.00
MECHANICAL	87	\$7,800.00	\$0.00
SEWER TAP	44	\$9,000.00	\$0.00
WATER TAP	43	\$23,400.00	\$0.00
TEMP. ELEC.	46	\$1,800.00	\$0.00
ELECTRIC SER.	49	\$7,200.00	\$0.00
TOTALS	843	\$82,549.80	\$7,987,572.72

FISCAL YEAR: Oct. 2013 to Sept. 2014

Permits	Quantity	Permit Fee	Valuation
NEW CONST.	11	\$6,119.30	\$2,340,332.13
REMODEL/ADDIT.	35	\$2,831.20	\$1,335,485.00
ACCESSORY	11	\$635.00	\$114,830.00
ELECTRIC	49	\$4,380.75	\$0.00
PLUMBING	88	\$4,878.00	\$0.00
MECHANICAL	30	\$3,736.00	\$0.00
SEWER TAP	9	\$2,250.00	\$0.00
WATER TAP	9	\$6,525.00	\$0.00
TEMP. ELEC.	9	\$450.00	\$0.00
ELECTRIC SER.	10	\$2,600.00	\$0.00
TOTALS	261	\$34,405.25	\$3,790,647.13

10/10/14

Building Permit Report December - 2014

CURRENT YEAR: December 2014

Permits	Quantity	Permit Fee	Valuation
NEW CONST.	2	\$1,220.30	\$413,348.52
REMODEL/ADDIT.	6	\$325.00	\$156,391.00
ACCESSORY	7	\$361.50	\$37,288.00
ELECTRIC	12	\$742.25	\$0.00
PLUMBING	11	\$515.00	\$0.00
MECHANICAL	8	\$505.00	\$0.00
SEWER TAP	13	\$3,250.00	\$0.00
WATER TAP	13	\$9,425.00	\$0.00
TEMP. ELEC.	13	\$650.00	\$0.00
ELECTRIC SER.	13	\$2,600.00	\$0.00
TOTALS	98	\$19,594.05	\$607,027.52

YEAR TO DATE January to December 2014

Permits	Quantity	Permit Fee	Valuation
NEW CONST.	43	\$50,337.73	\$24,283,097.82
REMODEL/ADDIT.	163	\$675,520.95	\$25,726,831.69
ACCESSORY	132	\$442,636.00	\$877,465.75
ELECTRIC	92	\$21,249.50	\$0.00
PLUMBING	128	\$18,312.00	\$0.00
MECHANICAL	69	\$16,113.00	\$0.00
SEWER TAP	35	\$20,450.00	\$0.00
WATER TAP	35	\$54,775.00	\$0.00
TEMP. ELEC.	40	\$4,275.00	\$0.00
ELECTRIC SER.	38	\$19,750.00	\$0.00
TOTALS	775	\$1,323,419.18	\$50,887,395.26

FISCAL YEAR: Oct. 2014 to Sept. 2015

Permits	Quantity	Permit Fee	Valuation
NEW CONST.	9	\$4,544.20	\$1,386,299.80
REMODEL/ADDIT.	22	\$366,439.00	\$201,992.00
ACCESSORY	34	\$415,299.25	\$58,553.75
ELECTRIC	24	\$1,606.75	\$0.00
PLUMBING	26	\$1,842.00	\$0.00
MECHANICAL	19	\$2,248.00	\$0.00
SEWER TAP	17	\$4,250.00	\$0.00
WATER TAP	17	\$12,325.00	\$0.00
TEMP. ELEC.	18	\$900.00	\$0.00
ELECTRIC SER.	18	\$3,600.00	\$0.00
TOTALS	204	\$813,054.20	\$1,646,845.55

LAST YEAR: December 2013

Permits	Quantity	Permit Fee	Valuation
NEW CONST.	0	\$0.00	\$0.00
REMODEL/ADDIT.	18	\$1,453.20	\$308,416.00
ACCESSORY	4	\$271.00	\$14,290.00
ELECTRIC	37	\$3,831.50	\$0.00
PLUMBING	84	\$4,383.00	\$0.00
MECHANICAL	27	\$3,107.00	\$0.00
SEWER TAP	0	\$0.00	\$0.00
WATER TAP	0	\$0.00	\$0.00
TEMP. ELEC.	0	\$0.00	\$0.00
ELECTRIC SER.	0	\$0.00	\$0.00
TOTALS	170	\$13,045.70	\$322,706.00

YEAR TO DATE January to December 2013

Permits	Quantity	Permit Fee	Valuation
NEW CONST.	34	\$18,838.80	\$6,026,772.72
REMODEL/ADDIT.	105	\$9,900.00	\$1,911,600.00
ACCESSORY	52	\$453.00	\$49,200.00
ELECTRIC	182	\$2,058.00	\$0.00
PLUMBING	201	\$2,100.00	\$0.00
MECHANICAL	87	\$7,800.00	\$0.00
SEWER TAP	44	\$9,000.00	\$0.00
WATER TAP	43	\$23,400.00	\$0.00
TEMP. ELEC.	46	\$1,800.00	\$0.00
ELECTRIC SER.	49	\$7,200.00	\$0.00
TOTALS	843	\$82,549.80	\$7,987,572.72

FISCAL YEAR: Oct. 2013 to Sept. 2014

Permits	Quantity	Permit Fee	Valuation
NEW CONST.	11	\$6,119.30	\$2,340,332.13
REMODEL/ADDIT.	35	\$2,831.20	\$1,335,485.00
ACCESSORY	11	\$635.00	\$114,830.00
ELECTRIC	49	\$4,380.75	\$0.00
PLUMBING	88	\$4,878.00	\$0.00
MECHANICAL	30	\$3,736.00	\$0.00
SEWER TAP	9	\$2,250.00	\$0.00
WATER TAP	9	\$6,525.00	\$0.00
TEMP. ELEC.	9	\$450.00	\$0.00
ELECTRIC SER.	10	\$2,600.00	\$0.00
TOTALS	261	\$34,405.25	\$3,790,647.13

10/10/14

SEWARD POLICE DEPARTMENT

December 2014 Monthly Report

ARRESTS	30
CITATIONS	14
PARKING TICKETS	21
WARNINGS	77

The above numbers do not include red tag warnings for parking violations, yellow tag warnings for animal violations or verbal warnings.

The Seward County Communication Center collects the numbers used to create the attached statistics summary.

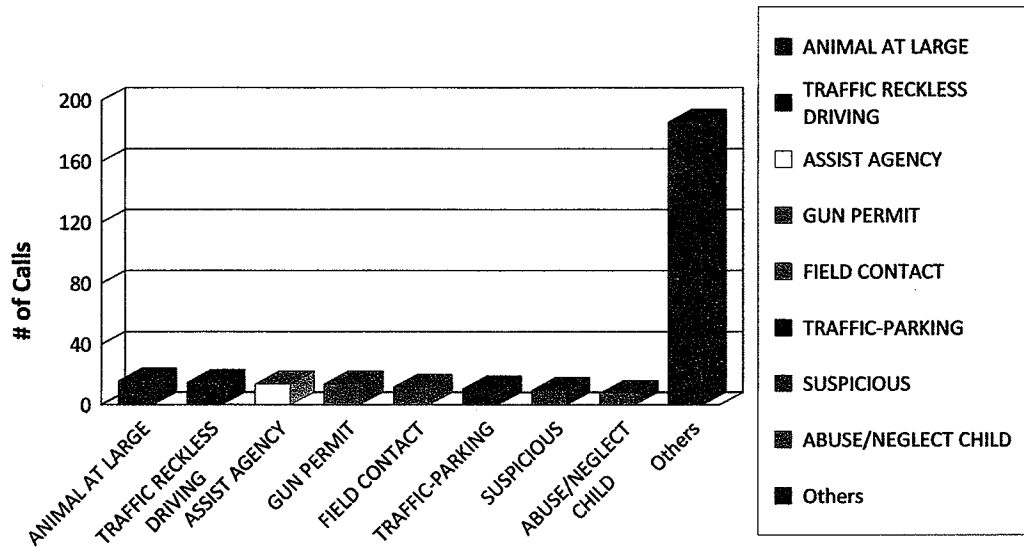
SEWARD POLICE DEPARTMENT 2014 ANNUAL REPORT

ARRESTS	393
CITATIONS	227
PARKING TICKETS	481
WARNINGS	1351

Calls Statistics by Type Summary

12/1/2014 - 12/31/2014
00:00:00 - 23:59:59

Agency - SPD



	12/2014	Total
911 ABANDONED	4	4
911 HANG UP	1	1
911 OPEN LINE	2	2
ABANDONED VEHICLE	2	2
ABUSE/NEGLECT ADULT	1	1
ABUSE/NEGLECT CHILD	8	8
ACCIDENT HIT & RUN	1	1
ACCIDENT PARKING	5	5
ACCIDENT PROPERTY	3	3
ACCIDENT W/O INJURIES	3	3
ALARM INTRUSION	1	1
ALARM TROUBLE	3	3
ANIMAL AT LARGE	16	16
ANIMAL CARCASS	4	4
ANIMAL CRUELTY TO	1	1
ANIMAL FOUND	2	2
ANIMAL INJURED/SICK	2	2
ANIMAL LOST	2	2

	12/2014	Total
ANIMAL OTHER	1	1
ARREST DUI	2	2
ARREST DUS	4	4
ARREST OTHER	2	2
ARREST REVOKED	3	3
ARREST WARRANT	4	4
ASSAULT-OTHER	1	1
ASSIST AGENCY	14	14
AUTO THEFT	2	2
BURGLARY/RESIDENCE	1	1
CIVIL CHILD CUSTODY	1	1
CIVIL KEEP PEACE	1	1
CIVIL OTHER	2	2
CIVIL PROPERTY DISPUTE	2	2
COMMUNITY SVC OTHER	3	3
CORONER CALL	4	4
CRIMINAL MISCHIEF VANDAL	2	2
DISREGARD	8	8
DISTURBANCE	4	4
DISTURBANCE DOMESTIC	1	1
DRUG VIOLATION	4	4
DUPLICATE DISREGARD	3	3
EXTRA PATROL	2	2
FIELD CONTACT	12	12
FRAUD	3	3
FRAUD INTERNET	3	3
FRAUD OTHER	2	2
FUNERAL ESCORT	3	3
GAS LEAK	1	1
GUN PERMIT	14	14
HARASSING PHONE CALLS	1	1
HARASSMENT	2	2
HITCHHIKER/TRANSIENT	1	1

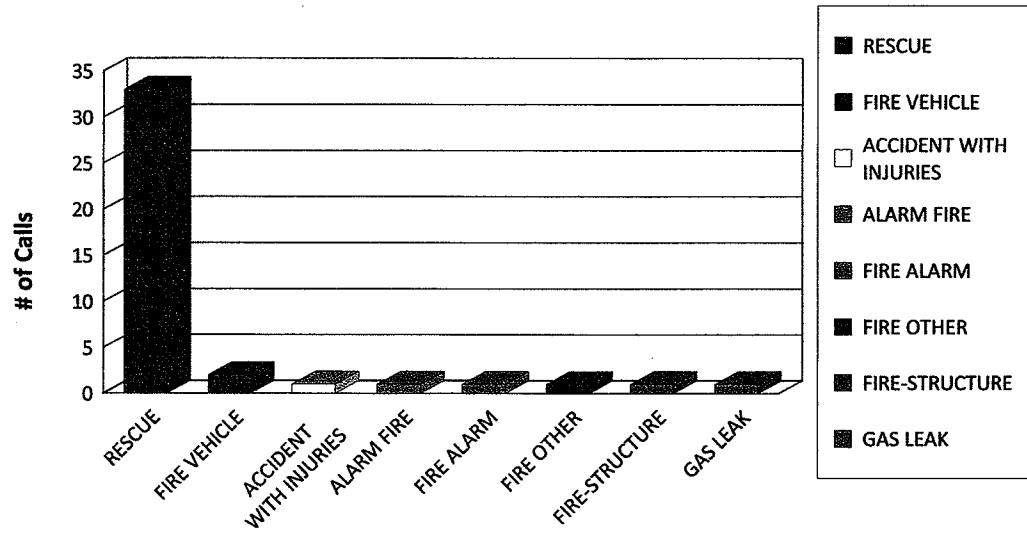
	12/2014	Total
INFORMATION	5	5
JUVENILE WELFARE	1	1
JUVENILE/UNCONTROLLABLE	1	1
JUVENILE-OTHER	1	1
LIQUOR MIP	2	2
MINISTERIAL AID-SALVATION	2	2
MISSING PERSON ADULT	1	1
MISSING PERSON JUVENILE	1	1
MOTORIST ASSIST	4	4
ORDINANCE VIOLATION	1	1
OTHER CALL TYPE	2	2
PAPER SERVICE	3	3
PROPERTY FOUND	4	4
PROWLER	1	1
PUBLIC NUISANCE	2	2
PUBLIC PEACE	1	1
PUBLIC SERVICE	4	4
SEXUAL ASSAULT	1	1
STALKING	1	1
SUICIDE ATTEMPT	1	1
SUSPICIOUS	10	10
TERRORISTIC THREAT	2	2
THEFT BUSINESS	2	2
THEFT COIN MACHINE	1	1
THEFT FAIL TO PAY	2	2
THEFT FROM VEHICLE	7	7
THEFT RESIDENCE	2	2
THEFT SHOPLIFTING	1	1
TRAF HAZARD DEBRIS	1	1
TRAFFIC - DUI	1	1
TRAFFIC RECKLESS DRIVING	15	15
TRAFFIC SPEEDING	1	1
TRAFFIC STOP	2	2

	12/2014	Total
TRAFFIC-OTHER	1	1
TRAFFIC-PARKING	11	11
TRESPASSING PRIVATE PROP	3	3
TRESPASSING PUBLIC PROPER	1	1
UNLOCK VEHICLE	2	2
UTILITY ELECTRIC	2	2
VACATION/RESIDENCE CHECK	3	3
WELFARE CHECK	3	3
Total	286	286

Calls Statistics by Type Summary

12/1/2014 - 12/31/2014
00:00:00 - 23:59:59

Agency - SFD



	12/2014	Total
ACCIDENT WITH INJURIES	1	1
ALARM FIRE	1	1
FIRE ALARM	1	1
FIRE OTHER	1	1
FIRE VEHICLE	2	2
FIRE-STRUCTURE	1	1
GAS LEAK	1	1
RESCUE	33	33
Total	41	41

**Seward County Economic Development Corporation
Activities Report – Jonathan Jank**

Director's Report – January 7, 2015

Report period: 11/25/2014-1/7/2015

Presentations

- Submitted articles, quotes, and/or press releases for the Seward County Independent
- Promoting SCEDC via Facebook page and website updates
- Monthly report to the Seward County Commissioners (12/2 and 1/6)
- Presented at the UNL Extension Office Regional Leadership Meeting in Seward (12/16)

Financial Information

- Seward County Economic Development Corporation Primary Account Balance: \$35,964.95
- Seward County Economic Development Corporation Secondary Account Balance: \$103,331.42
- Fundraising:
 - ➔ Recent donations/grants:
 - Private Sector Annual Contributions (Pledges, Cash, and Donation of Facilities) to the SCEDC – Union Bank & Trust Co. – \$250; Black Hills Energy – \$2,500; Edward Jones – \$125; D&S Forklifts – \$500; and Great Plains Communications – \$500.
 - Debit Card Dime-A-Time – \$2.30 and \$1.30
- Events:
 - SCEDC Lunch and Learns – November 25 and December 9
 - Mid-America Economic Development Council Competitiveness Conference & Site Selector Forum in Chicago – December 7 through 9
 - Community Venture Network Recruitment Event in Minneapolis – December 19
- Upcoming Events:
 - SCEDC Lunch and Learn – January 15 (E-mail Director@SewardRegional.com for more details)
 - Nebraska Builders Home and Garden Show in Lincoln – February 13 – 15
 - Tri-County Career Day and Job Fair in York – March 17
 - Southeast Nebraska Professional Development Seminar in Seward – March 25
 - Mid-America Economic Development Council Best Practices Conference in Omaha – May 13 – 15

Administration

- Meetings:
 - Seward County Bridges Board (Executive Committee Meeting – 11/25 and 12/10; Meeting with the Director – 12/4; Board Meeting – 12/17)
 - Seward Area Development Corporation (Report for Monthly Meeting – 12/18)
 - Seward County Economic Development Corporation (Board Meeting – 11/25; Executive Committee – 12/31)
 - Seward City Council Meeting (Bi-Monthly Meeting – 12/16)
 - Milford City Council Meeting (Monthly Meeting to Discuss EDCC Application – 1/6)
 - Village of Utica Trustees Meeting (None)
 - Seward County Commissioners Meeting (Monthly Report – 12/2 and 1/6)

Membership Meetings

- Milford Chamber of Commerce (Luncheon Meeting – 12/11)
- Utica Commercial Club (None)
- Seward Area Chamber of Commerce (None)
- Seward Kiwanis Club (Monday Meetings)
- Seward County Interagency Council (Quarterly Meeting – 12/10)
- Unite 16 Leadership Program and Community Entrepreneurship Opportunities (Postponed to Next School Year)
- Milford Community Development (Assisted Living Development Meetings – Multiple; Economic Development Certified Community Meetings – Multiple)
- Utica NEDED Leadership Application (Conference Call – 12/11 and 12/18)
- Lincoln Partnership for Economic Development/Lincoln Area Development Partnership (MAEDC – 12/7 – 12/9)
- Southeast Nebraska Development District/Southeast Resource Network (None)
- UNL President's Advisory Council (None)
- Community Change Catalyst with the Sherwood Foundation (11/25)

Trainings


- Nebraska Public Power District webinar training called, "Workforce/People Recruitment" (12/16)

Projects (works in progress)

- Submitted on Project Rutel and Sioux
- Working with two developers to build speculative buildings in Seward
- Working on recruiting company to Seward County from Kansas
- Working with multiple entrepreneurs to start businesses in Seward County (including looking for real estate and explaining LB840 and TIF applications)
- Provided requested resources and information about economic development efforts in Seward County to local and regional partners
- Working with SADC/Ayars and Ayars to conduct due diligence work on their 23-acre site in Seward
- Working on submitting the City of Milford Economic Development Certified Community Application through NEDED
- Following up with companies from Fabtech and CVN trade shows
- Working with a new SCEDC Office Manager, Kathi Schildt from Advanced Association Management
- Working on updating Seward/Lincoln Regional Rail Campus marketing and due diligence materials
- Working on the Tri-County Career Day and Job Fair committee for event on March 17
- Working on recruiting a Minnesota based company to Seward County
- Working on the Village of Utica Leadership Application through NEDED
- Responded to multiple e-mails regarding requests for information about future development opportunities in Seward County
- Working on planning for many upcoming events (see above) in Seward County and to promote Seward County...

Holidays – November 27 and 28; December 24 (Half Day), 25, and 31 (Half Day); January 1; Time Off Given By Executive Committee – December 26 and January 2

Signature:



Date: 1/7/15



2015 REFUSE HAULER'S LICENSE RENEWALS

RENEWALS MAILED APPROXIMATELY NOVEMBER 15, DUE BY JANUARY 1

(\$25.00 PER TRUCK) - CREDITED TO ACCOUNT NO. 661.01 (RHR)
DEBITED TO ACCOUNT NO. 101.50

<u>NAME</u>	<u>NO. OF TRUCKS</u>	<u>AMOUNT PAID</u>	<u>DATE PAID</u>
Brandenburgh Hauling P. O. Box 33 Beaver Crossing NE 68313-0033 Russell Brandenburgh (402-641-2863)	<u>1</u>	<u>25.00</u>	<u>12-30-14</u>
Callaway Rolloffs LLC 216 N. 4th St. David City NE 68632-1912 (402) 367-3867 <i>Remove</i> 888-396-8127	_____	_____	_____
Garbage Company South Highway 15 & I-80 P. O. Box 158 Seward NE 68434-0158 (643-2054)	<u>10</u>	<u>250.00</u>	<u>12-29-14</u>
Von Busch & Sons Refuse dba Ron's Refuse P. O. Box 22128 Lincoln NE 68542-2128 (Business Location - 420 West A Street Residence - 6401 SW 12th St; Lincoln NE 68523) (402-475-3392)	<u>3</u>	<u>75.00</u>	<u>01-13-15</u>
Uribe Refuse Services 4600 North 48th Street Lincoln NE 68504-1416 (402-467-1239)	<u>3</u>	<u>75.00</u>	<u>11-20-14</u>