

**AGENDA**  
**SEWARD CITY COUNCIL MEETING**  
**Tuesday, August 16, 2016 @ 7:00 PM**

**NOTICE IS HEREBY GIVEN** that a meeting of the City Council of the City of Seward, Nebraska will be held at 7:00 PM on Tuesday, August 16, 2016, in the Municipal Building Council Chambers, 142 North 7th Street, Seward, Nebraska, which meeting will be open to the public. The Mayor and City Council reserve the right to adjourn into Closed Session as per Section 84-1410 of the Nebraska Revised Statutes. An Agenda for such meeting, kept continually current, is available at the Office of the City Clerk, 537 Main Street, Seward, Nebraska, during normal business hours. Individuals requiring physical or sensory accommodations, who desire to attend or participate, please contact the City Clerk's Office at 402.643.2928 no later than 3:30p.m. on the Friday preceding the Council Meeting.

City financial claims and related invoices will be available for Councilmember review, audit and voluntary signatures at Council Chambers beginning 30 minutes prior to the scheduled meeting time.

**AGENDA ITEMS**

**CALL TO ORDER** – Mayor Eickmeier

**PLEDGE OF ALLEGIANCE-MOMENT OF SILENCE** - Mayor Eickmeier

**DISCLOSURE OF OPEN MEETINGS ACT & OTHER NOTIFICATIONS** - Mayor Eickmeier

This is an Open Meeting of the Seward Nebraska Governing Body. The City of Seward abides by the Nebraska Open Meetings Act in conducting business. A copy of the Nebraska Open Meetings Act is displayed on the north wall of this meeting room facility as required. Disclosure of meeting recording processes is posted in the Meeting Room. A participant sign-in sheet is available for use by any Citizen addressing the Council. Presenters shall approach the podium, state their name & address for the Clerk's record and are asked to limit remarks to five minutes. All remarks shall be directed to the Mayor who shall determine by whom any appropriate response shall be made. The City of Seward reserves the right to adjust the order of items on this Agenda if necessary and may elect to take action on any of the items listed.

**ROLL CALL** - Mayor Eickmeier

**1. CONSIDERATION OF APPROVAL OF DRAFT MINUTES OF AUGUST 2, 2016** - City Clerk Otto

**2. CONSIDERATION OF CONSENT AGENDA**

- A. Claims & Payables Reports
- B. City Clerk-Treasurer Report
- C. City Codes Director Report
- D. Police Department Report
- E. Infrastructure Cost Items Reimbursable Back to the City

**3. PRESENTATION BY D.A. DAVIDSON ON PAST YEAR REFINANCING AND BOND SALE** - Paul Grieger

- 4. PRESENTATION BY NEBRASKA MUNICIPAL POWER POOL ON UTILITY RATE SERVICE STUDY- Andrew Ross, NMPP**
  - A. CONSIDERATION OF AN ORDINANCE INCREASING WASTEWATER RATES BY 6.3% IN OCTOBER 2016 AND BY 5.3% IN OCTOBER 2017**
- 5. CONSIDERATION OF CLAIM OF FOX DEN RENTALS, LLC,-CHARLES LIESKE, 3533 SPRUCE DRIVE, SCOTTSBLUFF, FOR PERSONAL PROPERTY DAMAGE AT 407 SOUTH STREET, SEWARD - City Administrator Smith**
- 6. CONSIDERATION OF AUTHORIZATION TO ADVERTISE FOR QUOTES FOR WATER TREATMENT PLANT REVERSE OSMOSIS MEMBRANES - Bruce Smith**
- 7. CONSIDERATION THAT ADOPTION OF ORDINANCE NO. 2016-13 BE PRESERVED AND KEPT IN SEPARATE ORDINANCE RECORD - Mayor Eickmeier**
- 8. CONSIDERATION OF AN ORDINANCE APPROVING THE COMPREHENSIVE PAY PLAN EFFECTIVE DECEMBER 1, 2016 - Bruce Smith**
- 9. CITY ADMINISTRATOR'S REPORT- City Administrator Smith**
- 10. FUTURE REQUESTS FOR COUNCIL AGENDA ITEMS OR ADMINISTRATIVE ACTION - Mayor Eickmeier**
- 11. MOTION TO ADJOURN**

---

I, Bonnie Otte, the duly appointed, qualified and acting Assistant Administrator/Clerk-Treasurer/Budget & Human Resource Director of the City of Seward, Nebraska, hereby certify:

That the foregoing Notice of Meeting and Agenda for such meeting has been posted in the following places: Seward City Hall, Seward County Courthouse, Seward Memorial Library and CityofSewardNE.com

IN WITNESS WHEREOF, I have hereunto set my hand officially and affixed the seal of the City this 12th day of August, 2016.

---

Bonnie Otte  
Assistant Administrator/Clerk-Treasurer/Budget & Human Resource Director

**City of Seward, NE**  
**Tuesday, August 16, 2016**  
**Regular Session**

**Item G1**

**CONSIDERATION OF APPROVAL OF DRAFT MINUTES OF  
AUGUST 2, 2016 - City Clerk Otte**

**Administrative Report: A motion to approve the minutes as written or with modifications would be in order.**

**Staff Contact:**

August 2, 2016

The Seward City Council met at 7:00 p.m. on Tuesday, August 2, 2016, with Mayor Joshua Eickmeier presiding and Assistant Administrator /Clerk-Treasurer /Budget & Human Resources Director Bonnie Otte recording the proceedings. Upon roll call, the following Councilmembers were present: Jon Wilken, Ellen Beck, Sid Kamprath, Dean Fritz, Karl Miller, Chris Schmit, John Singleton, and Dick Hans. Other officials present: City Administrator Bruce Smith and City Attorney Kelly Hoffschneider. Absent: None.

Notice of the meeting was given in advance thereof by the method of communicating advance notice of the regular and special meetings of the City Council of the City of Seward, Nebraska, as stated in Ordinance No. 2015-08, which was adopted on the 5th day of May, 2015; said method stating that the notice of such meeting, with the agenda thereon, be posted in the following places: City Hall, Seward County Courthouse, Municipal Building, and Seward Public Library. The certificate of posting notice is attached to these minutes. Notice of this meeting was simultaneously given to the Mayor and all members of the City Council and a copy of their acknowledgment of receipt of notice and the agenda are attached to these minutes. Availability of the agenda was communicated in the advance notice and in the notice to the Mayor and Council of this meeting. All proceedings hereafter shown were taken while the convened meeting was open to the attendance of the public.

#### THE PLEDGE OF ALLEGIANCE

Mayor Eickmeier announced that a copy of the Agenda for this meeting is posted on the north wall of the Municipal Building and copies are available on the north wall where a copy of the Open Meetings Act is also posted for public inspection. He also noted that any citizen wishing to address the Council should come to the podium, state their name and address and limit their comments to five minutes. All remarks should be directed to the Mayor/Chairperson, who will then determine who will make any appropriate response. The City of Seward reserves the right to adjust the order of items on this agenda if necessary and may elect to take action on any of the items listed.

Mayor Eickmeier announced that the presenters for agenda items 14 and 15 were not able to attend the meeting and asked that the items be moved to a future agenda.

#### 1. APPROVAL OF MINUTES OF JULY 19, 2016 COUNCIL MEETING

Councilmember Fritz moved, seconded by Councilmember Wilken, that the minutes of the July 19, 2016 City Council meeting be approved.

Aye: Wilken, Hans, Fritz, Miller, Beck, Schmit, Singleton, Kamprath  
Nay: None  
Absent: None. Motion carried.

#### 2. CONSENT AGENDA CONSIDERATION ITEMS

Councilmember Singleton moved, seconded by Councilmember Miller, that the following Consent Agenda items be approved in one single motion:

- A. Claims & Payables Reports
- B. Publication of Salaries in Accordance with Section 19-1102 of the Nebraska State Statute
- C. Infrastructure Cost Items Reimbursable Back to the City

#### SALARY CERTIFICATION LIST (UPDATED JULY, 2016)

<u>Class Title</u>	<u>No. of Employees</u>	<u>Pay Range</u>
--------------------	-------------------------	------------------

1



August 2, 2016

Util. Billing Clerk/Cust. Serv. Rep.	1	19.15
Account Clerk III	1	17.19
Assistant Library Director	1	3,732.00
Library Assistant II/Social Media/IT	1	17.27
PT Library Assistant I/Children=s Outreach	1	12.99
PT Library Assistant I/Community Outreach	1	12.99
PT Library Assistant I	1	11.96
Library Clerk	6	9.00 - 11.22
Bldg./Zoning/Code Enforcement Officer	1	4,463.00
Permits Technician	1	10.20
Civic Center Live-in Caretaker	2	8.15 - 10.14
Custodian	2	17.32
Asst. Power Director/Line Crew Chief	1	30.41
Lineman First Class	4	22.24 - 27.87
Meter Reader/Service Worker	1	19.45
Seasonal Electric Groundman	1	19.10
Pub. Prop. Caretaker II	3	17.66 - 19.10
Public Prop. Caretaker I	1	15.39
Golf Course Grounds Supt.	1	4,150.00
Golf Shop Manager	1	2,450.00
Seasonal Golf Grounds	3	9.03-9.27
Seasonal Golf Shop	3	9.03
Asst. Park Dir.	1	19.62
Pub. Prop. Summer Laborer	3	9.03 - 10.23
Street Maint. Worker II	1	19.23
Street Maint. Worker I	3	14.22 - 17.28
Street Foreman	1	23.31
Recycling Center Worker	1	10.21
Facility Maint. Supervisor	1	23.46
Wastewater Treatment/Water Plant Operator	1	23.79
Utility Maint. Worker I	3	17.17 - 19.25
Utility Maint. Worker II	1	26.19
Aging Service Commission Asst.	1	12.46
Recreation Director Assistant	1	3,461.00
Recreation Summer Laborer	2	9.03 - 9.99
Pool Manager	2	10.94
Assistant Pool Manager	5	9.13 - 11.25
Lifeguard	32	9.00 - 9.75
Pool Office Worker	8	9.00 - 10.81
Swim Program Coordinator	1	10.52
Pool Lesson/Water Safety Instructor	2	9.63 - 10.00
Water Safety Instructor Aide	4	6.00
Police Officer I	2	19.17 - 19.96
Police Officer II	5	21.62 - 24.02
Police Sergeant	1	27.90
Asst. Police Chief	1	5,495.00
Admin. Secretary/Records Clerk	1	18.12
Community Service Officer	1	16.21
City Administrator	1	8,594.00
Asst. Admin/Clerk-Treas./Budget/HR Dir.	1	6,412.00
Deputy Clerk/Finance Dir./Asst. Treasurer	1	4,681.00
Electric & Power Resource Dir.	1	6,291.00
Water/Wastewater Supt.	1	6,189.00
Police Chief	1	6,711.00
Street/Trans. & Recycling Supt.	1	6,460.00
Parks/Recreation/Cemetery Dir.	1	4,285.00
Civic Center Manager	1	3,083.00
Library Dir.	1	4,890.00
Pub. Fac./Cap. Imp. & GIS Dir.	1	5,770.00

August 2, 2016

Mayor	1	5,000.00 per yr.
Councilmember	8	2,400.00 per yr.

CLAIMS LIST  
8-2-16  
COUNCIL MEETING

Abbreviations: Bu, Building Upkeep; Eq, Equipment; Ex, Expense; Ma, Maintenance; Mi, Mileage; Misc, Miscellaneous; Re, Repairs; Sa, Salaries, Se, Services; Su, Supplies; Ut, Utilities, CI, Capital Improvements; GU, Grounds Upkeep.

Aqua-Chem Inc	Su, Re	1,684.23
Ameritas Life Insurance Co	Ins	5,959.00
Baldwin Alan	Conf/Trng	366.58
Blackburn Manufacturing Co	Su	248.17
Blue Valley Youth Football	Misc	50.00
Callaway Golf	Su	613.32
Capital Business-Cheyenne	Ma	90.00
Chase Card Service		803.22
RS*Name.com	Credit on Account	-49.99
Amazon.com	Su	36.99
Ana-AvanQuest	Su	15.94
Sherwin Williams	Re	116.45
Redemption Credit	Misc	-233.93
Walmart	Su, Bu	417.44
Zoomshift	Ma	137.25
Lou & Mary Annes Bee	Meals	152.60
Amazon Mktplace	Su	210.47
Chemsearch	Su	251.00
City Seward Buildings/Grnds	Operations	3,000.00
City Seward Electric Fund	Ut	52,609.48
City Seward Library Petty	Su	122.84
City Seward Payroll Account	Payroll	145,009.79
Constellation Newengergy	Ut	150.86
Davis Dean	Ex	110.00
Davisson Furniture Center	Bu, Tools	224.15
Delta Dental	Ins	1,360.45
Duffek Daniel D	Ex	26.50
Farmers Coop Seward	Su	10,323.44
Fastenal Company	Su, Gu, Re, Tools, Eq	1,140.40
Foley Melissa	Ex	110.00
Gardiner Alicia	Misc	60.00
Gerhold Concrete Co Inc	Re, Gu, Su	4,238.78
Great Plains Communication	Se	730.00
Hawkins Inc	Su	988.64
Hireright LLC	Se	34.54
Husker Electric Supply Co	Re	1,303.37
Hydraulic Equipment Service	Re	29.54
I E S Commercial Inc	Ci	28,788.90
Jackson Services Inc	Ma	33.20
Kriz-Davis Co	Su, Re	2,171.03
Last Mile Network Consult	Re, Se	210.30
Lincoln Winwater Works	Su	132.43
Mailand'S Clothing	Uniforms	48.00
Menards	Gu, Su	213.72
Merle'S Garden Center	Gu	410.10
Meyer Penny	Misc	60.00
Mid-American Benefits Inc	Ins	1,723.40

August 2, 2016

Mohrhoff Power Equipment	Re	15.30
Nebraska Equipment Inc	Re	8.48
Nebraska Financial Service	Ex	214.91
Nebraska Health Environment	Se	828.00
Nebraska Power Review Board	Dues	1,053.34
Nebraska Sports	Su	49.00
Nebraska Treasurer	Fees	48.80
Nebraska Water Resources	Dues	105.00
Net-Tech Technology Inc	Re	198.47
Olsson Associates	Se	1,824.23
O'Reilly Automotive Inc	Re	288.84
Orscheln Farm & Home	Su, Gu, Bu	242.51
Plains Equipment Group Inc	Re, Eq	8,219.20
Principal Financial Group	Ins	690.66
Quill Corp	Su	372.30
Resco Electric Utility	Ci	10,600.00
Richters Inc	Bu, Tools	69.95
S & S Design	Gu	210.00
Sam's Club (Sen Center)	Su	9.58
Seward County Chamber & Dev	Ex	240.00
Siteone Landscape Supply	Gu	2,671.58
Smith Bruce	Ex	100.00
Spickelmier & Son Inc	Se	2,117.50
Standifer Melanie	Refnd	30.00
Suhr & Lichty Insurance A	Ins	84.00
T & R Electric Supply Co	Re	6,000.00
Time Warner Cable	Se	358.66
Trevino Becky	Refnd	60.00
U S Cellular	Se	219.95
United Health Care	Ins	49,750.95
Vanwall Equipment	Gu	284.29
Verizon Wireless	Se	30.08
Wesco Distribution Inc	Su	1,474.46
	CLAIMS TOTAL	<u>\$353,899.42</u>

Aye: Wilken, Hans, Fritz, Miller, Beck, Schmit, Singleton, Kamprath

Nay: None

Absent: None. Motion carried.

### 3. CONFIRMATION OF MAYOR'S APPOINTMENTS

Councilmember Schmit moved, seconded by Councilmember Wilken, that Mayor Eickmeier's reappointment of Sue Bowen and Mike Langner (Alternate) to the Planning Commission for a 3-year term be approved.

Aye: Wilken, Hans, Fritz, Miller, Beck, Schmit, Singleton, Kamprath

Nay: None

Absent: None. Motion carried.

Councilmember Beck moved, seconded by Councilmember Hans, that Mayor Eickmeier's reappointment of Patty Payne to the Cemetery Board for a 3-year term be approved.

Aye: Wilken, Hans, Fritz, Miller, Beck, Schmit, Singleton, Kamprath

Nay: None

Absent: None. Motion carried.

Councilmember Kamprath moved, seconded by Councilmember Fritz, that Mayor Eickmeier's reappointment of John Owens to the Civic Center Commission for a 3-year term be approved.

August 2, 2016

Aye: Wilken, Hans, Fritz, Miller, Beck, Schmit, Singleton, Kamprath  
Nay: None  
Absent: None. Motion carried.

4. CONSIDERATION OF MAYOR'S APPOINTMENT TO THE MARKETING HOMETOWN AMERICA STEERING COMMITTEE

Councilmember Schmit moved, seconded by Councilmember Wilken, that Mayor Eickmeier's appointment of Councilmember Beck to the Marketing Hometown America Steering Committee be approved.

Aye: Wilken, Hans, Fritz, Miller, Beck, Schmit, Singleton, Kamprath  
Nay: None  
Absent: None. Motion carried.

5. ACKNOWLEDGE RECEIPT OF AIRPORT AUTHORITY RESOLUTION REQUESTING LEVY AUTHORITY FOR FY 2016-2017

City Administrator Smith stated the City received the Seward Airport Authority's preliminary levy allocation request by resolution for fiscal year 2016-2017, which is a statutory requirement. He stated the amount requested is based on last year's levy. He added that the mill levy for the airport is set during the City's budget process.

Councilmember Singleton moved, seconded by Councilmember Kamprath, that receipt of Resolution No. 2016-01 from the Seward Airport Authority requesting levy authority for FY 2016-2017 is acknowledged.

Aye: Wilken, Hans, Fritz, Miller, Beck, Schmit, Singleton, Kamprath  
Nay: None  
Absent: None. Motion carried.

6. COUNCIL TO REJECT ALL BIDS RECEIVED ON JUNE 27, 2016 FOR CLEANING AND PAINTING THE NORTH LARGE WATER TOWER

City Administrator Smith stated the City opened bids for cleaning and painting the north large water tower on June 27, 2016. Due to all of the bids being over the engineer's estimate, the City elected to readvertise the bids, with some modifications to the bid specifications. He requested the first set of bids be rejected so there is no confusion as to which bids were being considered.

Councilmember Hans moved, seconded by Councilmember Beck, that all bids received and opened on June 27, 2016 for cleaning and painting the north large water tower be rejected, due to the bids being over the engineer's estimate.

Aye: Wilken, Hans, Fritz, Miller, Beck, Schmit, Singleton, Kamprath  
Nay: None  
Absent: None. Motion carried.

7. CONSIDERATION OF AWARDING BID FOR CLEANING AND PAINTING THE NORTH LARGE WATER TOWER

A. Consideration of a Resolution declaring the official intent to issue tax-exempt bond anticipation notes or bonds for repainting the North Large Water Tower, and in addition, to declare the City's reasonable expectations to reimburse certain expenditures with the proceeds of the bonds.

City Administrator Smith stated bids were opened July 27, 2016 for painting and cleaning the north large water tower. A total of five bids were received and the recommendation is to award the bid to J.R. Stelzer, Inc in

August 2, 2016

the amount of \$325,500. He stated this project may begin in the current fiscal year, but would be paid for in the 2016-2017 fiscal year.

Mr. Smith stated the second item for consideration is a resolution that allows the City to pay for the cleaning and painting of the water tower through tax exempt bond anticipation notes or bonds and to reimburse the City for expenditures relating to the project. He stated the intent is to pay for the project using cash; however, this allows another avenue of paying for the project.

Councilmember Kamprath moved, seconded by Councilmember Wilken, that J.R. Stelzer, Inc, Lincoln, NE be awarded the bid for cleaning and painting the north large water tower in the amount of \$325,500.

Aye: Wilken, Hans, Fritz, Miller, Beck, Schmit, Singleton, Kamprath

Nay: None

Absent: None. Motion carried.

Councilmember Schmit introduced the following resolution:

RESOLUTION NO. 2016-18

BE IT RESOLVED by the Mayor and City Council of the City of Seward, Nebraska, as follows:

Section 1. The Mayor and City Council of the City of Seward, Nebraska ("City") hereby find and determine that it is necessary and appropriate to declare an official intent to issue tax-exempt bond anticipation notes or bonds by the City to provide funds for Repainting the North Large Water Tower (the "Project") and, in addition, to declare the City's reasonable expectations to reimburse certain expenditures with the proceeds of such bond anticipation notes or bonds as proposed to be issued by the City for the Project.

Section 2. This resolution shall stand as a statement of the official intent of the City under Regulation Section 1.150-2 and for such purpose the following information is hereby given:

1. A general functional description of the project for which expenditures may be made and reimbursement with bond anticipation notes or bond proceeds may be taken is: North Large Water Tower improvements to include: engineering, sandblast, prime and coat all surfaces of tank interior; power wash, clean, prime, and re-coat highly corroded areas, and apply lettering/logo on tank exterior; and miscellaneous repairs, the cost of which improvements is estimated to total \$350,000.00.
2. The principal amount of bond anticipation notes or bonds expected to be issued by the City for the Project is estimated to be \$350,000.00, which amount represents the expected funds to be advanced by the City for project costs to be reimbursed by the issuance of tax-exempt bond anticipation notes or tax-exempt bonds.

PASSED AND APPROVED this 2nd day of August, 2016.

ATTEST:

\_\_\_\_\_  
Mayor

\_\_\_\_\_  
City Clerk

August 2, 2016

[SEAL]

Councilmember Fritz moved, seconded by Councilmember Beck, that the resolution be adopted.

Aye: Wilken, Hans, Fritz, Miller, Beck, Schmit, Singleton, Kamprath

Nay: None

Absent: None. Motion carried.

8. CONSIDERATION OF REVISED POLE ATTACHMENT (LEASE) AGREEMENT

City Attorney Hoffschneider stated the City requested to develop a pole attachment (lease) agreement upon the request of Bluestem Fiber, LLC, who is requesting the agreement for use of the City's poles to bring fiber into the community. In reviewing the City's current agreement, which was created in the 1980's, it was determined best to develop a new generic agreement that would be used for all future pole attachment requests. He stated the fees for attaching to the poles is covered in the agreement.

City Administrator Smith stated this agreement includes the fee schedule strictly for pole attachment. There is a separate fee that is charged, regardless if the wire is overhead or underground, which is covered in the City's right-of-way fee schedule. Mr. Smith added that the pole attachment agreement with Time Warner, which is under the 1982 agreement, will need to be negotiated to better align with this new agreement, if approved as the standard agreement.

Councilmember Hans moved, seconded by Councilmember Singleton, that the generic pole lease agreement be approved.

Aye: Wilken, Hans, Fritz, Miller, Beck, Schmit, Singleton, Kamprath

Nay: None

Absent: None. Motion carried.

9. CONSIDERATION OF POLE ATTACHMENT (LEASE) AGREEMENT WITH BLUESTEM FIBER

Councilmember Singleton moved, seconded by Councilmember Fritz, that the pole lease agreement with Bluestem Fiber, LLC be approved.

Aye: Wilken, Hans, Fritz, Miller, Beck, Schmit, Singleton, Kamprath

Nay: None

Absent: None. Motion carried.

10. CONSIDERATION OF A WELL PERMIT APPLICATION FOR ROBERT RINGLER, 1349 RIDGE RUN

Councilmember Hans moved, seconded by Councilmember Singleton, that the well permit application of Robert Ringler, 1349 Ridge Run, be approved.

Aye: Wilken, Hans, Fritz, Miller, Beck, Schmit, Singleton, Kamprath

Nay: None

Absent: None. Motion carried.

11. CONSIDERATION OF WELL PERMIT APPLICATION FOR KEN IMIG, 905 ROBERTS STREET

Councilmember Singleton moved, seconded by Councilmember Schmit, that the well permit application of Ken Imig, 905 Roberts Street, be approved.

Aye: Wilken, Hans, Fritz, Miller, Beck, Schmit, Singleton, Kamprath

Nay: None

August 2, 2016

Absent: None. Motion carried.

12. CONSIDERATION OF AMENDMENT TO LIQUOR LICENSE FOR BOTTLE ROCKET BREWING, 230 S 5<sup>TH</sup> STREET, ADDING TO THE BUILDING AND AN OUTDOOR DECK

Councilmember Singleton moved, seconded by Councilmember Fritz, to approve the addition of an events room, warming kitchen, bathrooms, mezzanine and outdoor deck to the Bottle Rocket Brewing liquor license at 230 S 5<sup>th</sup> Street.

Aye: Wilken, Beck, Kamprath, Fritz, Miller, Singleton, Schmit, Hans

Nay: None.

Absent: None. Motion carried.

13. CONSIDERATION OF CLAIM FROM GILBERT DAENZER, 540 E HILLCREST FOR PERSONAL PROPERTY DAMAGE

City Administrator Smith stated Gilbert Daenzer, 540 E Hillcrest submitted a claim against the City in the amount of \$308.75 for damages sustained to his vehicle following a windstorm on May 25, 2016. Mr. Daenzer alleges the damage to the vehicle occurred when a tree located in the City right-of-way broke and landed on his vehicle.

Councilmember Singleton moved, seconded by Councilmember Kamprath, that the claim of Gilbert Daenzer, 540 E Hillcrest, in the amount of \$308.75 for personal property damage be denied and forward to the City's insurance carrier for processing and disposal.

Aye: Wilken, Beck, Kamprath, Fritz, Miller, Singleton, Schmit, Hans

Nay: None.

Absent: None. Motion carried.

14. CONSIDERATION OF REQUEST BY SEWARD FIRST IMPRESSIONS COMMITTEE TO ERECT SIGN ON CITY PROPERTY - EAST HWY 34

Presenter not available for item. No presentation, discussion, or action taken.

15. CONSIDERATION OF REQUEST TO AMEND ARTICLE 14, SECTION 2-1407, CITY TREE BOARD TO ADD THE AUTHORITY OF THE TREE BOARD TO PLAN TREES

Presenter not available for item. No presentation, discussion, or action taken.

16. CONSIDERATION OF AN ORDINANCE ESTABLISHING RULES AND REGULATIONS FOR THE DOG PARK

Ordinance No. 2016-13 establishing a dog park in the City, establishing rules for dog parks, and amending the police regulations was adopted.

(Final motion making this ordinance part of the permanent record found as part of meeting proceedings on August 16, 2016).

17. CONSIDERATION OF AN ORDINANCE (THIRD AND FINAL READING) SUSPENDING SEWARD MUNICIPAL CODE SECTION 3-141 FOR A PERIOD OF TWO YEARS AND ISSUING A STAY FOR THIS TIME FOR DIGGING, DRILLING OR CONSTRUCTION OF PRIVATE WELLS WITHIN THE CORPORATE LIMITS OF THE CITY

Mayor Eickmeier read on third and final reading Ordinance No. 2016-12, AN ORDINANCE TO SUSPEND SEWARD MUNICIPAL CODE SECTION 3-141 FOR A PERIOD OF TWO YEARS, AND TO ISSUE A STAY FOR THE SAME PERIOD OF TIME FOR THE DIGGING, DRILLING OR

August 2, 2016

CONSTRUCTION OF PRIVATE WELLS WITHIN THE CORPORATE LIMITS OF THE CITY; TO PROVIDE FOR PUBLICATION OF THIS ORDINANCE IN PAMPHLET FORM AND TO PROVIDE FOR A TIME WHEN THIS ORDINANCE SHALL TAKE EFFECT.

Councilmember Singleton raised the following concerns: ordinance does not provide an exemption for existing wells to be repaired or replaced (a new permit would be required if the existing well would fail and a replacement well dug); and, wording of ordinance affects large consumers, as well as residential consumers - could deter large business from locating in the City.

Rob Ringler, 1520 N 1<sup>st</sup> Street stated that he owns several agricultural wells and if one goes bad, he has to register a new well under a new permit and close down the existing well.

Councilmember Schmit stated he contacted the NRD and the Upper Big Blue and the representatives he spoke with did not have concerns; however, they thought it odd that the City allowed private wells and were surprised by the number of private wells in the City. He said they were concerned that the City did not have an inspection program or enforcement for the private wells. Mr. Schmit stated, the City needs to establish rules for registration and inspection of private wells, rules for abandoning wells or tracking the wells when the property changes hands, and to establish an annual inspection fee to cover the costs of the process.

Councilmember Kamprath agreed with Councilmember Schmit's suggestions, but added that he would still like the information on number of private wells and how many and who is sharing wells before a moratorium is considered. He said he feels there needs to be more enforcement. He added that he does not feel the City is losing that much revenue by allowing private wells.

City Attorney Hoffschneider reminded the Council that the proposed ordinance is not banning private wells, but stopping any additional wells from being constructed during the moratorium (two-year) time frame.

Councilmember Beck stated she also agrees with Councilmember Schmit's suggestions and added that a study and information gathering can be done without placing a moratorium on applications for additional wells.

Mayor Eickmeier stated the point of the moratorium was to allow time to gather information to consider new rules and regulations for the wells that are in place and future wells (should the Council choose to continue to allow private wells), without issuing permits for additional wells under current regulations that may change. He stated he was trying to avoid a run on permit requests. The aggregate number of wells is not the issue, but rather approving wells under the current rules if there is potential for changing those rules.

Councilmember Kamprath inquired of the City Attorney if the City Council could ban all wells and require them capped.

City Attorney Hoffschneider stated that would be a harsh ordinance, but legally, the City could ban all private wells. He said it could possibly be considered an unconstitutional taking.

Mayor Eickmeier called for a motion on adoption of Ordinance No. 2016-12. Hearing no motion or second, Ordinance No. 2016-12 did not pass.

#### 18. CITY ADMINISTRATOR REPORT



August 2, 2016

Councilmember Schmit moved, seconded by Councilmember Wilken, that the City Administrator's Report dated August 2, 2016 be accepted.

Aye: Wilken, Hans, Fritz, Miller, Beck, Schmit, Singleton, Kamprath

Nay: None

Absent: None. Motion carried.

19. FUTURE REQUESTS FOR COUNCIL AGENDA ITEMS OR ADMINISTRATIVE ACTION

Councilmember Fritz stated he would like to see action on properties in town that are not meeting the building code requirements and have become a nuisance.

20. MOTION TO ADJOURN

Councilmember Kamprath moved, seconded by Councilmember Fritz, that the August 2, 2016 City Council Meeting be adjourned.

Aye: Wilken, Hans, Fritz, Miller, Beck, Schmit, Singleton, Kamprath

Nay: None

Absent: None. Motion carried.

THE CITY OF SEWARD, NEBRASKA

\_\_\_\_\_  
Joshua Eickmeier, Mayor

\_\_\_\_\_  
Bonnie Otte  
Assistant Administrator  
Clerk-Treasurer  
Budget & Human Resources Director

**City of Seward, NE**  
**Tuesday, August 16, 2016**  
**Regular Session**

**Item G2**

**CONSIDERATION OF CONSENT AGENDA**

*Claims & Payables Reports*

*City Clerk-Treasurer Report*

*City Codes Director Report*

*Police Department Report*

*Infrastructure Cost Items Reimbursable Back to the City*

**Administrative Report:** After review of listed Consent Agenda items and supporting documents/reports, one motion to approve the consent agenda would be in order. Council may choose to pull any item from the Consent Agenda and consider/act on it separately.

**Staff Contact:**

CLAIMS LIST  
8-16-16  
COUNCIL MEETING

Abbreviations: Bu, Building Upkeep; Eq, Equipment; Ex, Expense; Ma, Maintenance; Mi, Mileage; Misc, Miscellaneous; Re, Repairs; Sa, Salaries, Se, Services; Su, Supplies; Ut, Utilities, CI, Capital Improvements, Gu, Grounds Upkeep.

Alamar Uniforms	Uniforms	414.85
Altec Hiline LLC	Eq	218,189.00
Amazon.Com Credit Service	Su, Bu	299.19
Ameritas Life Insurance Co	Ins	5,687.71
Anderson Construction	Bu	2,160.00
Aqua-Chem Inc	Su	1,701.25
Archi + Etc LLC	Se	7,251.00
Awe Digital Learning Solution	Eq	27.00
Baker & Taylor	Se	1,735.79
Baldinger Charlotte	Mi	25.92
Benes Service	Re	881.03
Bizco Technologies	Su	3,831.50
Black Hills Energy	Ut	729.51
Bruning State Bank	Eq Lease	3,550.00
Burlington Northern Santa	Fees	1,197.86
Capital Business-Cheyenne	Ma	91.00
Capital City Concepts LLC	Se	12,000.00
Carroll Dist/Const Supply	Su	137.60
Cash-Wa Distributing Co	Su	633.71
City Seward Library Petty	Su	95.24
City Seward Merchant Service	Fees	2,466.12
City Seward Payroll Account	Payroll	148,548.07
Cross Creek Animal Health	Se	60.00
Culligan Of Crete	Su	87.50
Diamond Vogel Paint Center	Su	175.30
Ehlers Electronics	Re, Tools	171.94
Ehrlich Roy D	Mi	71.28
Electronic Contracting Co	Se	81.00
Farmers Coop Seward	Gu, Su	6,110.99
Fast Mart	Su	112.22
Fastenal Company	Su, Bu	905.43
Foley Nathan	Ex	110.00
Ford Motor Credit Co LLC	Auto Lease	17,852.46
Fyr-Tek	Eq	23,396.96
General Fire & Safety Equip	Bu	112.00
Gerhold Concrete Co Inc	Re, Gu, Su	6,660.20
Grainger Inc	Re	84.52
Graybar	Inventory	770.40
Hamilton Equipment Company	Re	26.40
Hawkins Inc	Su	1,482.81
Helmark Printing Inc	Su	123.00
Herpolsheimer'S Inc	Re	450.78
Husker Electric Supply Co	Re	3,657.76
Hydraulic Equipment Service	Re	174.61
Irrigation & Turf Equipment	Re	435.94
J & J Diesel Service Inc	Re	198.84
Jackson Services Inc	Ma	33.66
Kriz-Davis Co	Su, Re	4,631.99

Last Mile Network Consult	Se	90.00
Latsch'S	Su	124.87
Lincoln Winwater Works	Re	390.94
Marpa Group Inc	Trng	140.00
Matheson Tri-Gas Inc	Su	102.64
Mattson Ricketts Law Firm	Se	4,000.00
Memorial Health-Drug	Se	67.00
Memorial Health-Meals	Meals	2,308.43
Merle'S Garden Center	Gu	250.00
Meyer Automotive	Re	537.67
Midwest Auto Parts	Re, Su	386.31
Midwest Automotive	Re	306.07
Midwest Laboratories Inc	Se	727.19
Midwest Turf & Irrigation	Re	353.98
Motion Picture Licensing	Misc	122.40
Municipal Pipe Services I	Re	2,498.00
Nebraska Equipment Inc	Re	273.29
Nebraska Historical Society	Misc	32.00
Nebraska Labor Dept	Fees	72.00
Nebraska Library Commission	Fees	712.00
Nebraska Pub Pow-DesMoine	Ut	624,380.96
Nebraska Sports	Su	429.98
Net-Tech Technology Inc	Re	596.58
Northern Safety Co Inc	Su	509.55
O C L C Inc	Se	186.97
Olsson Associates	Se	1,560.00
Omaha World Herald	Ex	353.58
One Call Concepts Inc	Se	118.32
One Source Background Check	Se	19.00
O'Reilly Automotive Inc	Re	50.44
Orscheln Farm & Home	Su, Gu, Re, Bu	276.70
Pac 'N' Save Discount Food	Bu, Gu, Su	431.77
Pankoke Henry W	Se	275.00
Paper Tiger Shredding	Se	30.00
Parron Suzi	Ex	250.00
Pavers Inc	Ci	1,761.65
Pitney Bowes Inc	Eq	105.00
Plains Equipment Group Inc	Re	236.66
Plunkett'S Pest Control	Bu	57.32
Power Service Inc	Re	405.88
Premier Police Training	Trng	125.00
Quill Corp	Su	278.70
Racom Corporation	Re	156.50
Rumery Lawn & Landscape	Gu, Su	410.00
Sam's Club (Lib-Rec-Pool)	Su, Bu	162.23
Sam's Club (Sen Center)	Su	282.69
Schemmer Architects Engine	Se	1,800.78
Seward County Independent	Ex	476.17
Seward County Public Power	Ut	2,374.86
Seward County Treasurer	Sales Tax, Fees	30,477.73
Seward Lumber & Home Center	Bu, Su, Re, Gu, Tools	1,526.40
Seward School District	Fines	50.00
Siteone Landscape Supply	Gu	39.08
Skarshaug Testing Laboratory	Su	985.36
Snow Motion	Misc	96.00
Society Human Resource Mgmt	Dues	190.00
Stryker Sales Corp	Tools	715.54

Time Warner Cable	Se		84.63
U S Postal Service	Su		452.00
Verizon Wireless	Se		187.13
Visa - Pinnacle Bank			431.94
Walmart	Ma, Su	116.58	
NSP Crime Report	Misc	18.00	
Nebraska Humanities	Misc	50.00	
Gotprint.com	Su	247.36	
Wesco Distribution Inc	Inventory		513.60
Windstream Nebraska Inc	Se		2,331.36
Woods & Aitken LLP	Se		364.00
	CLAIMS TOTAL		<u>\$1,169,673.19</u>

<b>CLERK-TREASURER'S REPORT</b>	<b>MONTH OF:</b>	<b>JULY, 2016</b>				
VARIANCE AT: 83.33%						
	<b>REVENUE</b>	<b>CURRENT YTD</b>		<b>UNEXPENDED</b>	<b>PREVIOUS YTD</b>	<b>DIFFERENCE</b>
<b>DEPARTMENT</b>	<b>BUDGET</b>	<b>REVENUE</b>	<b>VARIANCE</b>	<b>BALANCE</b>	<b>REVENUE</b>	<b>B/W BUDGET YEARS</b>
ELECTRIC	\$9,756,000.00	\$7,585,525.42	77.75%	\$2,170,474.58	\$ 7,708,828.02	-\$ 123,302.60
ELEC BOND PYMT						
WATER	\$1,778,350.00	\$1,467,299.40	82.51%	\$311,050.60	\$ 1,319,383.61	\$ 147,915.79
WATER BOND PYMTS						
WATER SINKING FUND	\$20,000.00	\$20,000.00	100.00%	\$0.00	\$ 20,000.00	
WASTEWATER TREATMENT	\$1,404,960.00	\$1,103,306.29	78.53%	\$301,653.71	\$ 1,098,644.30	\$ 4,661.99
WWTW BOND PYMT						
WWTW SINKING FUND	\$15,000.00	\$15,000.00	100.00%	\$0.00	\$ 15,000.00	
<b>TOTAL UTILITIES</b>	<b>\$12,974,310.00</b>	<b>\$10,191,131.11</b>		<b>\$2,783,178.89</b>	<b>\$ 10,161,855.93</b>	<b>\$ 29,275.18</b>
CAPITAL PROJECTS	\$8,492,422.00	\$676,615.21	7.97%	\$7,815,806.79	\$ 1,053,283.01	-\$ 376,667.80
LEGISLATIVE (LESS DONATIONS)						
DONATIONS						
LEGAL						
POLICE	\$5,700.00	\$4,705.84	82.56%	\$994.16	\$ 4,297.62	\$ 408.22
E911						
POLICE EQUITABLE SHARING	\$10,000.00	\$0.00	0.00%	\$10,000.00	\$ 11,184.97	-\$ 11,184.97
STREET	\$883,046.00	\$766,883.20	86.85%	\$116,162.80	\$ 762,447.87	\$ 4,435.33
DEBT SERVICE	\$516,001.00	\$266,220.90	51.59%	\$249,780.10	\$ 951,112.44	-\$ 684,891.54
STREET STP	\$0.00	\$124,465.80	#DIV/0!	-\$124,465.80	\$ 0.00	\$ 124,465.80
RAIL CAMPUS	\$4,134,000.00	\$4,500.00	0.11%	\$4,129,500.00	\$ 7,125.00	-\$ 2,625.00
CDBG ECON. DEV. LOAN FUND	\$11,465.00	\$9,541.96	83.23%	\$1,923.04	\$ 9,519.94	\$ 22.02
CDBG AFFORD HOUSING	\$12,800.00	\$9,553.00	74.63%	\$3,247.00	\$ 107,741.00	-\$ 98,188.00
CDBG RURAL ENTERPRISE ASST		\$0.00			\$ 50,549.25	-\$ 50,549.25
CDBG RAIL SITE		\$0.00			\$ 0.00	\$ 0.00
BLDGS & GRDS (CITY HALL)	\$36,000.00	\$29,000.00	80.56%	\$7,000.00	\$ 20,000.00	\$ 9,000.00
CIVIC CENTER	\$272,938.00	\$109,645.78	40.17%	\$163,292.22	\$ 110,627.43	-\$ 981.65
LIBRARY (LESS BLDG. IMPRV)	\$34,500.00	\$24,454.62	70.88%	\$10,045.38	\$ 27,209.42	-\$ 2,754.80
LIBRARY BLDG IMPRVMTS						
PUBLIC PROPERTIES	\$37,119.00	\$16,492.68	44.43%	\$20,626.32	\$ 12,261.32	\$ 4,231.36
CEMETERY	\$40,000.00	\$29,700.00	74.25%	\$10,300.00	\$ 30,725.00	-\$ 1,025.00
GOLF COURSE	\$250,000.00	\$230,026.17	92.01%	\$19,973.83	\$ 0.00	\$ 230,026.17
NEW PARK DEVELOPMENT	\$38.00	\$5,401.12	14213.47%	-\$5,363.12	\$ 29.73	\$ 5,371.39
NEW CEMETERY DEVELOPMENT	\$160,000.00	\$78,050.59	48.78%	\$81,949.41	\$ 0.00	\$ 78,050.59
GUTHMAN TRUST - REGULAR	\$250.00	\$181.73	72.69%	\$68.27	\$ 179.43	\$ 2.30
GUTHMAN TRUST - PAVING	\$20.00	\$14.88	74.40%	\$5.12	\$ 13.01	\$ 1.87
PERPETUAL CARE - PRINCIPAL	\$4,500.00	\$5,100.00	113.33%	-\$600.00	\$ 4,200.00	\$ 900.00
PERPETUAL CARE - INTEREST	\$150.00	\$130.67	87.11%	\$19.33	\$ 109.37	\$ 21.30
BLDGS & GRDS (OTHER)		\$175.00			-\$ 50.00	\$ 225.00
BUILDING INSPECTION	\$95,450.00	\$99,274.03	104.01%	-\$3,824.03	\$ 86,524.66	\$ 12,749.37
FIRE (LESS DONATIONS)	\$50,050.00	\$65.63	0.13%	\$49,984.37	\$ 37.04	\$ 28.59
FIRE DONATIONS	\$100,000.00	\$0.00	0.00%	\$100,000.00	\$ 0.00	\$ 0.00
FIRE EQUIPMENT SINKING FUND	\$60,550.00	\$62,923.21	103.92%	-\$2,373.21	\$ 28,156.99	\$ 34,766.22
TREE BOARD	\$2,500.00	\$0.00	0.00%	\$2,500.00	\$ 0.00	\$ 0.00
PLANNING COMMISSION	\$5,100.00	\$1,925.75	37.76%	\$3,174.25	\$ 12,682.00	-\$ 10,756.25
DOWDING POOL (LESS DONATIONS)	\$75,050.00	\$75,374.34	100.43%	-\$324.34	\$ 70,017.93	\$ 5,356.41
POOL DONATIONS	\$0.00	\$0.00	0.00%	\$0.00	\$ 0.00	\$ 0.00
CONCESSION STAND	\$800.00	\$1,200.32	150.04%	-\$400.32	\$ 837.62	\$ 362.70
SWIMMING LESSONS	\$12,000.00	\$15,961.50	133.01%	-\$3,961.50	\$ 13,245.00	\$ 2,716.50
RECREATION	\$286,600.00	\$22,196.70	7.74%	\$264,403.30	\$ 24,364.45	-\$ 2,167.75
SENIOR CENTER	\$73,025.00	\$58,526.94	80.15%	\$14,498.06	\$ 63,628.33	-\$ 5,101.39
SENIOR SHUTTLE	\$3,415.00	\$2,699.89	79.06%	\$715.11	\$ 2,544.66	\$ 155.23
RECYCLING	\$17,500.00	\$2,832.00	16.18%	\$14,668.00	\$ 3,728.30	-\$ 896.30
ECONOMIC DEVELOPMENT	\$188,437.00	\$158,700.99	84.22%	\$29,736.01	\$ 154,514.79	\$ 4,186.20
TAX INCREMENT FINANCING	\$10,979,761.00	\$289,999.43	2.64%	\$10,689,761.57	\$ 1,076,590.89	-\$ 786,591.46
GENERAL REVENUES**		\$2,016,335.67			\$ 1,575,157.25	\$ 441,178.42
<b>TOTAL BUDGET</b>	<b>\$26,851,187.00</b>	<b>\$5,198,875.55</b>		<b>\$23,668,822.12</b>	<b>\$ 6,274,595.72</b>	<b>-\$ 1,075,720.17</b>
<b>**Include 501.01 (City Sales Tax-Rev-State) thru 501.069 (Occupation Tax-Telecom-Mobile) and 501.56 (Donations-Revenue), 501.87 (Municipal Equalization (State), 501.90 thru 501.999 (General) and possibly 581.01 (Bldg Insp-Bldg Permits)</b>						

<b>CLERK-TREASURER'S REPORT</b>	<b>MONTH OF:</b>	<b>JULY, 2016</b>				
VARIANCE AT: 83.33%						
	<b>EXPENDITURES</b>	<b>CURRENT YTD</b>		<b>UNEXPENDED</b>	<b>PREVIOUS YTD</b>	<b>DIFFERENCE</b>
<b>DEPARTMENT</b>	<b>BUDGET</b>	<b>EXPENDITURES</b>	<b>VARIANCE</b>	<b>BALANCE</b>	<b>EXPENDITURES</b>	<b>B/W BUDGET YEARS</b>
ELECTRIC	\$ 9,597,336.00	\$ 6,328,774.38	65.94%	\$ 3,268,561.62	\$ 6,292,551.93	\$ 36,222.45
ELEC BOND PYMT	\$ 349,945.00	\$ 295,183.75	84.35%	\$ 54,761.25	\$ 291,283.75	\$ 3,900.00
WATER	\$ 1,120,791.00	\$ 624,648.97	55.73%	\$ 496,142.03	\$ 778,757.97	-\$ 154,109.00
WATER BOND PYMTS	\$ 422,285.00	\$ 422,202.70	99.98%	\$ 82.30	\$ 427,761.02	-\$ 5,558.32
WATER SINKING FUND	\$ 0.00	\$ 0.00	0.00%	\$ 0.00	\$ 0.00	\$ 0.00
WASTEWATER TREATMENT	\$ 1,088,603.00	\$ 744,963.66	68.43%	\$ 343,639.34	\$ 819,642.33	-\$ 74,678.67
WWTW BOND PYMT	\$ 332,869.00	\$ 178,886.87	53.74%	\$ 153,982.13	\$ 176,520.81	\$ 2,366.06
WWTW SINKING FUND	\$ 0.00	\$ 0.00		\$ 0.00	\$ 0.00	\$ 0.00
<b>TOTAL UTILITIES</b>	<b>\$ 12,911,829.00</b>	<b>\$ 8,594,660.33</b>	<b>66.56%</b>	<b>\$ 4,317,168.67</b>	<b>\$ 8,786,517.81</b>	<b>-\$ 191,857.48</b>
CAPITAL PROJECTS	\$ 860,000.00	\$ 676,177.10	78.63%	\$ 183,822.90	\$ 997,310.84	-\$ 321,133.74
LEGISLATIVE (LESS DONATIONS)	\$ 154,108.00	\$ 125,894.49	81.69%	\$ 28,213.51	\$ 152,653.89	-\$ 26,759.40
DONATIONS	\$ 100,000.00	\$ 8,534.97	8.53%	\$ 91,465.03	\$ 315.69	\$ 8,219.28
LEGAL	\$ 125,265.00	\$ 43,216.01	34.50%	\$ 82,048.99	\$ 53,598.41	-\$ 10,382.40
POLICE	\$ 1,217,162.00	\$ 897,822.84	73.76%	\$ 319,339.16	\$ 898,981.26	-\$ 1,158.42
E911	\$ 182,262.00	\$ 151,885.00	83.33%	\$ 30,377.00	\$ 149,593.30	\$ 2,291.70
POLICE EQUITABLE SHARING	\$ 100,000.00	\$ 7,464.81	7.46%	\$ 92,535.19	\$ 4,507.52	\$ 2,957.29
STREET	\$ 695,783.00	\$ 703,110.91	101.05%	-\$ 7,327.91	\$ 687,290.75	\$ 15,820.16
DEBT SERVICE	\$ 516,001.00	\$ 454,995.35	88.18%	\$ 61,005.65	\$ 557,285.50	-\$ 102,290.15
RAIL CAMPUS	\$ 4,298,325.00	\$ 15,820.65	0.37%	\$ 4,282,504.35	\$ 24,564.42	-\$ 8,743.77
CDBG ECON. DEV. LOAN FUND	\$ 6,000.00	\$ 828.82	13.81%	\$ 5,171.18	\$ 2,608.13	-\$ 1,779.31
CDBG AFFORD HOUSING	\$ 12,800.00	\$ 9,552.68	74.63%	\$ 3,247.32	\$ 107,741.96	-\$ 98,189.28
CDBG RURAL ENTERPRISE ASST	\$ 0.00	\$ 0.00	0.00%	\$ 0.00	\$ 50,549.25	-\$ 50,549.25
CDBG RAIL SITE	\$ 0.00	\$ 0.00	0.00%	\$ 0.00	\$ 0.00	\$ 0.00
BLDGS & GRDS (CITY HALL)	\$ 32,244.00	\$ 22,224.79	68.93%	\$ 10,019.21	\$ 22,999.67	-\$ 774.88
CIVIC CENTER	\$ 160,237.00	\$ 123,497.36	77.07%	\$ 36,739.64	\$ 121,857.27	\$ 1,640.09
LIBRARY (LESS BLDG. IMPRV)	\$ 505,493.00	\$ 385,889.29	76.34%	\$ 119,603.71	\$ 438,421.18	-\$ 52,531.89
LIBRARY BLDG IMPRVMTS	\$ 0.00	\$ 0.00	0.00%	\$ 0.00	\$ 0.00	\$ 0.00
PUBLIC PROPERTIES	\$ 372,888.00	\$ 266,824.52	71.56%	\$ 106,063.48	\$ 325,163.03	-\$ 58,338.51
CEMETERY	\$ 129,465.00	\$ 126,210.52	97.49%	\$ 3,254.48	\$ 216,419.22	-\$ 90,208.70
GOLF COURSE	\$ 300,000.00	\$ 195,451.25	65.15%	\$ 104,548.75	\$ 0.00	\$ 195,451.25
NEW PARK DEVELOPMENT	\$ 0.00	\$ 3,975.21	0.00%	-\$ 3,975.21	\$ 0.00	\$ 3,975.21
NEW CEMETERY DEVELOPMENT	\$ 160,000.00	\$ 5,729.93	3.58%	\$ 154,270.07	\$ 1,230.20	\$ 4,499.73
GUTHMAN TRUST - REGULAR	\$ 145.00	\$ 145.00	100.00%	\$ 0.00	\$ 145.00	\$ 0.00
GUTHMAN TRUST - PAVING	\$ 0.00	\$ 0.00	0.00%	\$ 0.00	\$ 0.00	\$ 0.00
PERPETUAL CARE - PRINCIPAL	\$ 0.00	\$ 0.00	0.00%	\$ 0.00	\$ 0.00	\$ 0.00
PERPETUAL CARE - INTEREST	\$ 0.00	\$ 0.00	0.00%	\$ 0.00	\$ 0.00	\$ 0.00
BLDGS & GRDS (OTHER)	\$ 17,175.00	\$ 3,111.67	18.12%	\$ 14,063.33	\$ 11,642.07	-\$ 8,530.40
BUILDING INSPECTION	\$ 142,873.00	\$ 95,966.99	67.17%	\$ 46,906.01	\$ 106,301.39	-\$ 10,334.40
FIRE (LESS DONATIONS)	\$ 186,989.00	\$ 172,596.52	92.30%	\$ 14,392.48	\$ 125,964.72	\$ 46,631.80
FIRE DONATIONS	\$ 100,000.00	\$ 0.00	0.00%	\$ 100,000.00	\$ 0.00	\$ 0.00
FIRE EQUIPMENT SINKING FUND	\$ 250,000.00	\$ 248,089.95	99.24%	\$ 1,910.05	\$ 0.00	\$ 248,089.95
TREE BOARD	\$ 21,651.00	\$ 320.00	1.48%	\$ 21,331.00	\$ 530.50	-\$ 210.50
PLANNING COMMISSION	\$ 43,630.00	\$ 32,784.17	75.14%	\$ 10,845.83	\$ 32,652.85	\$ 131.32
DOWDING POOL (LESS DONATIONS)	\$ 224,757.00	\$ 177,228.38	78.85%	\$ 47,528.62	\$ 149,083.49	\$ 28,144.89
POOL DONATIONS	\$ 0.00	\$ 0.00	0.00%	\$ 0.00	\$ 0.00	\$ 0.00
CONCESSION STAND	\$ 0.00	\$ 0.00	0.00%	\$ 0.00	\$ 0.00	\$ 0.00
SWIMMING LESSONS	\$ 18,109.00	\$ 5,920.93	32.70%	\$ 12,188.07	\$ 8,214.09	-\$ 2,293.16
RECREATION	\$ 561,239.00	\$ 196,605.49	35.03%	\$ 364,633.51	\$ 183,351.69	\$ 13,253.80
SENIOR CENTER	\$ 126,563.00	\$ 97,338.61	76.91%	\$ 29,224.39	\$ 85,764.51	\$ 11,574.10
SENIOR SHUTTLE	\$ 3,415.00	\$ 2,582.93	75.63%	\$ 832.07	\$ 1,669.77	\$ 913.16
RECYCLING	\$ 19,773.00	\$ 10,316.04	52.17%	\$ 9,456.96	\$ 22,447.74	-\$ 12,131.70
ECONOMIC DEVELOPMENT	\$ 3,867.00	\$ 13,059.20	337.71%	-\$ 9,192.20	\$ 93,163.65	-\$ 80,104.45
TAX INCREMENT FINANCING	\$ 10,979,761.00	\$ 343,051.12	3.12%	\$ 10,636,709.88	\$ 989,240.00	-\$ 646,188.88
<b>TOTAL BUDGET</b>	<b>\$ 35,539,809.00</b>	<b>\$ 5,624,223.50</b>		<b>\$ 21,320,925.17</b>	<b>\$ 6,623,262.96</b>	<b>-\$ 999,039.46</b>

Date: 07/27/16  
Time: 17:44:14  
User: ACCT2

Pledgee Inventory Report  
For 07/31/16

Report#: P010  
Version:  
Page#: 1

Institution: 052 (The Cattle National Bank)

Pledge-Tx# Portfolio	Total Par Total Deposits	Maturity Settle	Trans# Sloc	CUSIP Receipt#	P l e d g e d I n v e n t o r y			Pledged Par MBS Face Par	Collateral-Value Market-Value
					Security Description	TTL	FFIEC		
					Rate/Div	Maturity	Issued		
CITY OF SEWARD (CITY)									
0005220028 1	2,050.18	12/01/18 03/24/03	DAD	31371HCF3	FNMA - Pool#: 252170 6.50000	12/01/2018	11/01/98	2,050.18 500,000.00	2,374.76 2,363.65
0005220029 1	4,012.89	02/01/26 03/24/03	DAD	31375HAP9	FNMA ARM - Pool#: 334914 2.59300	02/01/2026	01/01/96	4,012.89 1,000,000.00	4,191.43 4,182.76
0005220030 1	4,210.61	04/01/19 03/25/03	DAD	31363ARX3	FNMA ARM - Pool#: 083302 3.96400	04/01/2019	10/01/89	4,210.61 3,500,000.00	4,359.97 4,346.06
0310240054 1	8,910.91	10/01/22 10/24/03	DAD	31335HUG6	FHLMC - Pool#: C90583 6.00000	10/01/2022	10/01/02	8,910.91 700,000.00	10,180.38 10,135.83
0807240220 1	3,238.93	04/01/17 07/24/08	DAD	31371NCT0	FNMA - Pool#: 256682 5.50000	04/01/2017	03/01/07	3,238.93 500,000.00	3,282.21 3,267.36
0807240221 1	27,816.48	06/01/24 07/24/08	DAD	31371LQY8	FNMA - Pool#: 255271 5.00000	06/01/2024	05/01/04	27,816.48 500,000.00	30,938.33 30,822.43
0807240222 1	14,638.99	04/01/18 07/24/08	DAD	31390UMM5	FNMA - Pool#: 656564 5.00000	04/01/2018	04/01/03	14,638.99 1,000,000.00	15,103.05 15,042.05
0909220085 1	27,840.37	10/01/20 09/22/09	DAD	31407T2J8	FNMA - Pool#: 840577 5.00000	10/01/2020	10/01/05	27,840.37 545,000.00	28,917.65 28,801.65
0909220086 1	27,256.80	05/01/19 09/22/09	DAD	31402C5E8	FNMA - Pool#: 725445 4.50000	05/01/2019	04/01/04	27,256.80 925,000.00	28,127.26 28,025.05
1004230111 1	4,450.14	04/01/18 04/23/10	DAD	31283KTH1	FHLMC - Pool#: G11452 6.50000	04/01/2018	09/01/03	4,450.14 2,000,000.00	4,535.16 4,511.06
1005210487 1	100,000.00	02/01/26 05/21/10	DAD	68189TBA3	OMAHA NEB SPL OBLIG 6.40000	02/01/2026	03/25/08	100,000.00 0.00	122,816.00 119,616.00
1104270112 1	3,802.72	09/01/17 04/27/11	DAD	31410KNK6	FNMA - Pool#: 889694 6.50000	09/01/2017	06/01/08	3,802.72 180,000.00	3,886.73 3,866.13
1108240265 1	120,000.00	09/15/16 08/24/11	DAD	226490AE0	CRETE NEB 1.85000	09/15/2016	06/28/11	120,000.00 0.00	120,919.07 120,080.40
1108240266 1	250,000.00	12/15/19 08/24/11	DAD	803770MB9	SARPY CNTY NEB SCH DIST NO 037 3.35000	12/15/2019	03/11/11	250,000.00 0.00	251,430.14 250,360.00
1202270145 1	75,000.00	08/01/24 02/27/12	DAD	357406DJ3	FREMONT NE 3.15000	08/01/2024	10/04/11	75,000.00 0.00	76,395.00 75,213.75
1204240052 1	150,000.00	12/15/25 04/24/12	DAD	803770NS1	SARPY CNTY NE SCH DIST #37 2.45000	12/15/2025	03/22/12	150,000.00 0.00	151,095.08 150,625.50
1206220440 1	200,000.00	12/15/25 06/22/12	DAD	93811RBD5	WASHINGTON CNTY NE SCD #24 2.95000	12/15/2025	05/16/12	200,000.00 0.00	202,251.89 201,498.00
1209210358 1	55,000.00	10/15/23 09/21/12	DAD	428826AM3	HICKMAN NE COMB UTIL REV 2.75000	10/15/2023	05/01/12	55,000.00 0.00	55,816.05 55,370.70
1209210359 1	140,000.00	08/01/26 09/21/12	DAD	854746DB7	STANTON CNTY NE PUB PWR DIST 2.75000	08/01/2026	03/29/12	140,000.00 0.00	142,979.20 141,054.20
1210260189 1	125,000.00	11/15/20 10/26/12	DAD	259260BC0	DOUGLAS CNTY NE SANTN & IMPT 3.30000	11/15/2020	11/15/11	125,000.00 0.00	126,865.83 125,995.00
1210260190 1	150,000.00	12/15/22 10/26/12	DAD	259353DQ0	DOUGLAS CNTY NEB SCH DIST 059 3.60000	12/15/2022	05/12/11	150,000.00 0.00	150,960.00 150,270.00
1210260194 1	250,000.00	09/01/16 10/26/12	DAD	67868UBV4	OKLAHOMA CNTY OK FIN AUTH 5.84000	09/01/2016	07/14/09	250,000.00 0.00	257,260.83 251,177.50
1301240229 1	200,000.00	06/15/23 01/24/13	DAD	88609PCW2	THURSTON CNTY NE SCD #16 3.70000	06/15/2023	09/27/12	200,000.00 0.00	202,863.56 201,918.00
1301240230 1	200,000.00	10/01/23 01/24/13	DAD	259344AU3	DOUGLAS CNTY NE SAN & IMPT 3.25000	10/01/2023	10/01/12	200,000.00 0.00	204,286.67 202,120.00
1301240231 1	200,000.00	10/15/23 01/24/13	DAD	80376DCN7	SARPY CNTY NE SAN & IMPT DIST 3.25000	10/15/2023	10/15/12	200,000.00 0.00	204,579.89 202,666.00
1304300067 1	100,000.00	11/15/23 04/30/13	DAD	68905FFE4	OTOE CNTY NE SCH DIST #111 2.50000	11/15/2023	02/15/13	100,000.00 0.00	101,423.78 100,896.00



Date: 07/27/16  
Time: 17:44:14  
User: ACCT2

Pledgee Inventory Report  
For 07/31/16

Report#: P010  
Version:  
Page#: 2

Institution: 052 (The Cattle National Bank)

Pledge-Tx# Portfolio	Total Par Total Deposits	Maturity Settle	Trans# Sloc	CUSIP Receipt#	P l e d g e d   I n v e n t o r y			TTL FFIEC	Pledged Par MBS Face Par	Collateral-Value Market-Value
					Security Description Rate/Div	Maturity	Issued			
CITY OF SEWARD (CITY)										
1304300068 1	135,000.00	06/15/27 04/30/13	DAD	930583CT4	WAHOO NE UTILITY REVENUE 3.00000	06/15/2027	03/12/13	Y	135,000.00 0.00	136,779.75 136,262.25
1305230401 1	90,831.27	07/01/19 05/23/13	DAD	3128MMAD5	FHLMC - Pool#: G18003 5.50000	07/01/2019	07/01/04	Y	90,831.27 3,000,000.00	95,781.33 95,365.02
1306210220 1	150,000.00	12/15/26 06/21/13	DAD	397802KH1	GRETNA NE 2.75000	12/15/2026	05/31/13	Y	150,000.00 0.00	152,265.58 151,738.50
1307240271 1	200,000.00	06/01/25 07/24/13	DAD	287742LU2	ELKHORN NE RURAL PUBLIC PWR 2.65000	06/01/2025	06/27/13	Y	200,000.00 0.00	203,661.33 202,778.00
1307240272 1	216,908.63	12/15/26 07/24/13	DAD	36176W2B6	GNMA-I - Pool#: 778670 4.00000	12/15/2026	12/01/11	Y	216,908.63 560,000.00	228,215.96 227,492.93
1308230267 1	100,000.00	12/15/25 08/23/13	DAD	757045DV8	RED WILLOW CNTY NE 2.65000	12/15/2025	06/20/13	Y	100,000.00 0.00	101,906.61 101,568.00
1309230059 1	182,316.94	07/01/26 09/23/13	DAD	3138AMK38	FNMA - Pool#: AI7513 4.50000	07/01/2026	07/01/11	Y	182,316.94 500,000.00	193,846.66 193,162.97
1310300064 1	44,611.89	12/20/20 10/30/13	DAD	36241KJN9	GNMA-II - Pool#: 782069 5.50000	12/20/2020	03/01/06	Y	44,611.89 750,000.00	47,331.46 47,126.99
1310300067 1	28,033.00	12/01/17 10/30/13	DAD	31391XHQ5	FNMA - Pool#: 679839 5.50000	12/01/2017	12/01/02	Y	28,033.00 2,000,000.00	28,736.81 28,608.33
1310300068 1	50,684.27	03/20/23 10/30/13	DAD	36202ERL5	GNMA-II - Pool#: 004091 5.00000	03/20/2023	03/01/08	Y	50,684.27 500,000.00	53,478.01 53,266.83
1310300070 1	97,885.72	08/01/22 10/30/13	DAD	31371NJQ9	FNMA - Pool#: 256871 6.50000	08/01/2022	07/01/07	Y	97,885.72 1,100,000.00	106,953.52 106,423.31
1406230215 1	150,000.00	12/15/25 06/23/14	DAD	919558KF2	VLV CNTY NE 2.90000	12/15/2025	05/28/14	Y	150,000.00 0.00	154,235.33 153,679.50
1406230216 1	125,000.00	11/15/27 06/23/14	DAD	818474DD7	SEWARD CNTY NE PUBLIC PWR DIST 4.00000	11/15/2027	08/20/13	Y	125,000.00 0.00	130,359.31 129,303.75
1406230217 1	90,000.00	09/01/27 06/23/14	DAD	818488FC7	SEWARD NE WTR SYS REVENUE 2.85000	09/01/2027	03/22/13	Y	90,000.00 0.00	92,123.55 91,054.80
1406270096 1	326,526.74	05/15/25 06/27/14	DAD	3620ARB59	GNMA-I - Pool#: 737260 3.50000	05/15/2025	05/01/10	Y	326,526.74 1,000,000.00	346,292.74 345,340.37
1408220277 1	69,839.45	06/01/21 08/22/14	DAD	3128PVN22	FHLMC - Pool#: J15809 3.00000	06/01/2021	06/01/11	Y	69,839.45 285,000.00	73,400.94 73,226.34
1409230158 1	133,894.80	12/01/24 09/23/14	DAD	3128MMLQ4	FHLMC - Pool#: G18334 4.50000	12/01/2024	12/01/09	Y	133,894.80 1,015,000.00	142,532.36 142,030.25
1409230162 1	150,000.00	09/01/26 09/23/14	DAD	80378CBS7	SARPY CNTY NE SAN & IMPT DIST 3.50000	09/01/2026	09/01/14	Y	150,000.00 0.00	154,391.00 152,203.50
1410240033 1	215,279.66	03/01/23 10/24/14	DAD	31410KAW4	FNMA - Pool#: 889321 4.00000	03/01/2023	03/01/08	Y	215,279.66 2,050,000.00	223,854.44 223,136.84
1501020007 1	97,842.77	11/01/19 12/31/14	DAD	3128M1CT4	FHLMC - Pool#: G11982 5.50000	11/01/2019	04/01/06	Y	97,842.77 1,411,036.00	102,735.26 102,286.81
1502240073 1	115,000.00	11/15/24 02/24/15	DAD	505318QS7	LA VISTA NE 2.65000	11/15/2024	12/31/14	Y	115,000.00 0.00	117,923.81 117,280.45
1503240262 1	100,000.00	12/15/24 03/24/15	DAD	406036HN6	HALL CNTY NE SCD #2 GRAND IS 2.40000	12/15/2024	02/09/15	Y	100,000.00 0.00	102,159.67 101,853.00
1504230191 1	75,000.00	03/15/22 04/23/15	DAD	25930HAU8	DOUGLAS CNTY NE SAN & IMPT DIS 2.40000	03/15/2022	03/15/15	Y	75,000.00 0.00	77,375.00 76,695.00
1506190066 1	209,236.90	02/01/25 06/19/15	DAD	3128PQ4E8	FHLMC - Pool#: J11721 4.50000	02/01/2025	02/01/10	Y	209,236.90 1,200,000.00	226,671.12 225,886.48
1506190067 1	100,000.00	05/15/23 06/19/15	DAD	25931KAV8	DOUGLAS CNTY NE SAN & IMPT 2.60000	05/15/2023	05/15/15	Y	100,000.00 0.00	102,368.89 101,820.00
1508240277 1	90,000.00	05/15/22 08/24/15	DAD	803766BG8	SARPY CNTY NE SAN & IMPT 2.85000	05/15/2022	07/01/15	Y	90,000.00 0.00	93,399.00 92,857.50
1508240278	100,000.00	07/15/27		25933BCU6	DOUGLAS CNTY NE SAN & IMPT			Y	100,000.00	103,125.00

Date: 07/27/16  
Time: 17:44:14  
User: ACCT2

Pledgee Inventory Report  
For 07/31/16

Report#: P010  
Version:  
Page#: 3

Institution: 052 (The Cattle National Bank)

		P l e d g e d I n v e n t o r y								
Pledge-Tx#	Total Par	Maturity	Trans#	CUSIP	Security Description			TTL	Pledged Par	Collateral-Value
Portfolio	Total Deposits	Settle	Sloc	Receipt#	Rate/Div	Maturity	Issued	FFIEC	MBS Face Par	Market-Value
CITY OF SEWARD (CITY)										
1		08/24/15	DAD		3.60000	07/15/2027	07/15/15		0.00	102,965.00
1508240279	100,000.00	06/15/26		199437LA0	COLUMBUS NE COMB REV			Y	100,000.00	104,863.36
1		08/24/15	DAD		2.87500	06/15/2026	07/23/15		0.00	104,496.00
1510230211	183,534.83	07/01/24		3128PNBR8	FHLMC - Pool#: J09948			Y	183,534.83	191,979.58
1		10/23/15	DAD		4.00000	07/01/2024	06/01/09		1,300,000.00	191,367.80
1510230212	274,672.72	03/01/22		31294MML2	FHLMC - Pool#: E03063			Y	274,672.72	288,679.75
1		10/23/15	DAD		3.00000	03/01/2022	03/01/12		1,000,000.00	287,993.07
1510230213	215,854.98	07/01/27		3138EJLQ9	FNMA - Pool#: AL2134			Y	215,854.98	232,690.29
1		10/23/15	DAD		4.00000	07/01/2027	07/01/12		443,000.00	231,970.77
1510230214	150,000.00	12/01/25		93811PBV9	WASHINGTON CNTY NE PUB SAFETY			Y	150,000.00	153,616.00
1		10/23/15	DAD		2.50000	12/01/2025	05/14/15		0.00	152,991.00
1510230215	200,000.00	12/15/26		255689CD1	DIXON CNTY NE SCD #1			Y	200,000.00	203,697.67
1		10/23/15	DAD		2.55000	12/15/2026	02/26/15		0.00	203,046.00
1510230216	100,000.00	09/15/27		239421JJ0	DAWSON NEB PUB PWR DIST REV			Y	100,000.00	104,300.89
1		10/23/15	DAD		2.75000	09/15/2027	09/17/15		0.00	103,262.00
1510230217	100,000.00	12/01/23		231868NU0	CUSTER NE PUBLIC PWR DIST			Y	100,000.00	103,110.00
1		10/23/15	DAD		2.55000	12/01/2023	08/27/15		0.00	102,685.00
1510230220	105,000.00	02/15/27		80378YBC4	SARPY CNTY NE SAN & IMPT DIST			Y	105,000.00	111,038.32
1		10/23/15	DAD		4.30000	02/15/2027	02/15/14		0.00	108,956.40
1601040172	100,000.00	11/01/26		25931QBD4	DOUGLAS CNTY NE SAN & IMPT			Y	100,000.00	103,729.00
1		12/31/15	DAD		3.20000	11/01/2026	12/01/15		0.00	102,929.00
1601040173	100,000.00	12/15/29		803760EJ2	SARPY CNTY NE SAN & IMPT DIST			Y	100,000.00	104,293.39
1		12/31/15	DAD		3.65000	12/15/2029	12/15/15		0.00	103,827.00
1602190099	155,114.73	10/12/16		31335HYR8	FHLMC - Pool#: C90720			Y	155,114.73	173,648.27
1		02/19/16	DAD		5.50000	10/01/2023	10/01/03		3,250,000.00	172,937.33
1602190100	100,000.00	07/15/26		25928FBA9	DOUGLAS CNTY NE SAN & IMPT			Y	100,000.00	103,095.00
1		02/19/16	DAD		3.15000	07/15/2026	01/15/16		0.00	102,955.00
1602190101	100,000.00	12/25/27		487571FT3	KEITH CNTY NE SCD #1			Y	100,000.00	103,357.94
1		02/19/16	DAD		2.95000	12/25/2027	12/28/15		0.00	102,981.00
1602190102	100,000.00	06/15/29		943781BN3	WAVERLY NE COMB UTIL REV			Y	100,000.00	103,203.11
1		02/19/16	DAD		3.10000	06/15/2029	01/20/16		0.00	102,807.00
1603240080	155,000.00	08/01/28		854746DX9	STANTON CNTY NE PUB PWR DIST			Y	155,000.00	156,961.40
1		03/24/16	DAD		2.55000	08/01/2028	03/02/16		0.00	155,325.50
1603240081	50,000.00	02/15/24		25930VCD3	DOUGLAS CNTY NE SAN & IMPT			Y	50,000.00	51,731.25
1		03/24/16	DAD		2.55000	02/15/2024	03/01/16		0.00	51,200.00
1605230140	80,000.00	12/15/25		473260DB0	JEFFERSON CNTY NE			Y	80,000.00	81,867.07
1		05/23/16	DAD		2.55000	12/15/2025	06/05/15		0.00	81,606.40
1605230141	85,000.00	07/15/30		406028FB1	HALL CNTY NE ARPT AUTH			Y	85,000.00	87,262.89
1		05/23/16	DAD		3.20000	07/15/2030	06/05/15		0.00	87,142.00
1606230001	150,000.00	08/15/29		123825GA3	BUTLER NE PUB PWR DIST ELEC SY			Y	150,000.00	150,951.71
1		06/23/16	DAD		2.75000	08/15/2029	05/12/16		0.00	150,046.50
1606230002	135,000.00	11/15/29		25931VBA9	DOUGLAS CNTY NE SA & IMPT DIST			Y	135,000.00	136,923.60
1		06/23/16	DAD		3.05000	11/15/2029	05/15/16		0.00	136,054.35
1606230003	335,662.09	11/01/24		3128MEHL8	FHLMC - Pool#: G15435			Y	335,662.09	353,238.38
1		06/23/16	DAD		5.00000	11/01/2024	05/01/15		557,000.00	351,839.79
1606230004	115,000.00	10/15/26		80374BCJ2	SARPY CNTYH NE SAN & IMPT			Y	115,000.00	119,046.53
1		06/23/16	DAD		3.65000	10/15/2026	08/15/14		0.00	117,810.60
1606230005	140,000.00	10/01/22		81847EMD5	SEWARD NE			Y	140,000.00	141,432.01
1		06/23/16	DAD		2.75000	10/01/2022	05/02/16		0.00	140,480.20
9603250298	14,779.73	02/15/21		3129045E1	FHLMC SERIES 1041 CLASS E			Y	14,779.73	15,009.39
1		03/31/96	DAD		1.43135	02/15/2021	02/15/91	P	6,347,836.00	14,999.99
Pledgee:	9,231,740.14								9,231,740.14	9,579,471.16
Totals :	1.00								39,618,872.00	9,521,347.50

PLUS \$250,000 ERIC INSURANCE

TOTAL CASH IN BANK = \$10,061,506.72

**PLEDGE ADDITIONS 08/1/16 TO CITY OF SEWARD**

CUSIP	DESCRIPTION	ORIGINAL FACE VALUE	CURRENT VALUE	COUPON	MAT DATE
818483FG9	SEWARD NE	\$ 150,000.00	\$ 150,000.00	2.45%	2/15/2028
259290EB6	DOUGLAS CNTY SID 484	\$ 150,000.00	\$ 150,000.00	2.10%	2/15/2028

# City of Seward Treasurer

## Securities Pledged at The Jones National Bank & Trust Company

Account Number	Long Account Description	Current Par Value	Original Coupon Rate	Original Maturity Date	Current Book Value	Safesheet Receipt Number	Source Name	Market Value
156	GOEHNER NE	\$10,000.00	4.3000%	07/15/2017	\$10,000.00	365006861	COMMERCE BANK	\$10,023.10
281	WEST POINT NE CTFS OF PARTIC	\$100,000.00	4.2500%	11/01/2017	\$100,000.00	365007602	COMMERCE BANK	\$100,204.00
361	FFCB (AFS)	\$1,000,000.00	0.9300%	04/26/2018	\$1,000,676.69	528004571	COMMERCE BANK	\$1,003,510.00
157	GOEHNER NE	\$15,000.00	4.3500%	07/15/2018	\$15,000.00	365006862	COMMERCE BANK	\$15,035.40
430	FNMA (AFS)	\$1,000,000.00	1.6250%	11/27/2018	\$1,001,893.03	60027564	COMMERCE BANK	\$1,018,820.00
403	FHLB (AFS)	\$1,000,000.00	1.3000%	10/29/2019	\$1,000,000.00	401001463	COMMERCE BANK	\$1,009,100.00
482	SEWARD CO RPPD ELEC SYS REV	\$160,000.00	1.6000%	11/15/2019	\$160,000.00	561000719	COMMERCE BANK	\$163,156.80
444	SEWARD CO NE SD#9 GO REF BOND	\$200,000.00	1.4500%	12/15/2019	\$200,000.00	548002035	COMMERCE BANK	\$203,170.00
389	FHLMC (AFS)	\$1,000,000.00	1.6500%	03/13/2020	\$1,000,000.00	60027072	COMMERCE BANK	\$1,021,420.00
335	MADISON CO NE SD#2 (NORFOLK)	\$200,000.00	1.8000%	12/15/2020	\$200,000.00	528002911	COMMERCE BANK	\$201,730.00
338	SARPY CO SD #37 GO BONDS	\$195,000.00	2.1500%	12/01/2021	\$195,000.00	528003135	COMMERCE BANK	\$196,482.00
330	THURSTON NE SD #1, PENDER 2012	\$155,000.00	2.0500%	12/15/2021	\$155,000.00	528001710	COMMERCE BANK	\$156,005.95
374	CHEYENNE CO SD#1 GO 2013	\$160,000.00	2.2500%	12/15/2022	\$160,000.00	528004509	COMMERCE BANK	\$161,678.40
519	DOUGLAS CO S/D #15 LMTD TAX	\$210,000.00	1.7500%	12/15/2022	\$210,000.00	582000335	COMMERCE BANK	\$213,733.80
526	IMPERIAL GO VAR PURP REF-2016	\$190,000.00	1.4500%	12/15/2022	\$190,000.00	582000612	COMMERCE BANK	\$191,985.50
463	BUFFALO CO NE SD#7 KEARNEY GO	\$200,000.00	2.3500%	12/15/2023	\$200,000.00	359001318	COMMERCE BANK	\$207,438.00
407	CLAY CO NE HWY ALLOC GO	\$200,000.00	2.3000%	06/15/2024	\$200,000.00	165042481	COMMERCE BANK	\$202,672.00
456	SCOTTSSBLUFF COUNTY NE SD #32	\$250,000.00	2.5000%	06/15/2024	\$250,000.00	548002441	COMMERCE BANK	\$256,410.00
435	BUFFALO CO NE SD#19-SHELTON NE	\$200,000.00	3.1500%	12/15/2024	\$200,000.00	548001430	COMMERCE BANK	\$206,704.00
457	VALLEY COUNTY NE GO REF BOND	\$200,000.00	2.6500%	12/15/2024	\$200,000.00	548002443	COMMERCE BANK	\$205,732.00
510	WAVERLY GO SEWER RFDG BOND	\$200,000.00	2.2500%	06/15/2026	\$200,000.00	561004444	COMMERCE BANK	\$201,654.00
520	CASS CO S/D #1 LMTD TAX OBLIG	\$200,000.00	2.3500%	12/15/2026	\$200,000.00	582000324	COMMERCE BANK	\$202,346.00
518	BUTLER CO PPD ELEC SYS REV REF	\$195,000.00	2.5000%	06/15/2027	\$195,000.00	582000169	COMMERCE BANK	\$198,391.05
527	MADISON CO S/D #5 GO REF BONDS	\$245,000.00	2.2500%	12/15/2027	\$245,000.00	582000627	COMMERCE BANK	\$247,827.30
517	NORTH PLATTE GO VAR PURP &	\$200,000.00	2.6000%	06/01/2028	\$200,000.00	582000364	COMMERCE BANK	\$203,162.00

Aug 1, 2016

1

5:30:28 AM

**City of Seward Treasurer**  
**Securities Pledged at The Jones National Bank & Trust Company**

Account Number	Long Account Description	Current Par Value	Original Coupon Rate	Original Maturity Date	Current Book Value	Safekeep Receipt Number	Source Name	Market Value
	REF							
528	SO SIOUX CITY ELEC, WTR & SWR	\$250,000.00	2.5000%	06/01/2028	\$250,000.00	582000654	COMMERCE BANK	\$250,660.00
302	FHLMC CMO FHR-3997 LN	\$288,464.52	2.5000%	03/15/2040	\$290,461.94	60026304	COMMERCE BANK	\$294,268.43
<b>Summary</b>								<b>\$8,343,319.73</b>

Fax # (402) 643-6491

Carla Hain

TOTAL CASH IN BANK = \$8,235,068.84

Aug 1, 2016

2

5:30:28 AM

**CURRENT YEAR: July 2016**

Permits	Quantity	Permit Fee	Valuation
NEW CONST.	1	\$ 908.50	\$ 360,000.00
REMODEL/ADDIT.	5	\$ 714.00	\$ 227,494.00
ACCESSORY	9	\$ 19,600.75	\$ 163,552.00
ELECTRIC	3	\$ 83.00	\$ -
PLUMBING	15	\$ 10,505.00	\$ -
MECHANICAL	7	\$ 315.00	\$ -
SEWER TAP	0	\$ -	\$ -
WATER TAP	0	\$ -	\$ -
TEMP. ELEC.	0	\$ -	\$ -
ELECTRIC SER.	0	\$ -	\$ -
TOTALS	40	\$ 32,126.25	\$ 751,046.00

**YEAR TO DATE January to December 2016**

Permits	Quantity	Permit Fee	Valuation
NEW CONST.	20	\$ 11,133.58	\$ 3,763,844.98
REMODEL/ADDIT.	30	\$ 3,136.37	\$ 862,424.00
ACCESSORY	49	\$ 132,078.75	\$ 169,463.75
ELECTRIC	24	\$ 1,054.25	\$ -
PLUMBING	45	\$ 11,605.00	\$ -
MECHANICAL	21	\$ 1,455.00	\$ -
SEWER TAP	15	\$ 3,750.00	\$ -
WATER TAP	15	\$ 12,300.00	\$ -
TEMP. ELEC.	13	\$ 650.00	\$ -
ELECTRIC SER.	16	\$ 3,200.00	\$ -
TOTALS	248	\$ 180,362.95	\$ 4,795,732.73

**FISCAL YEAR: Oct. 2015 to Sept. 2016**

Permits	Quantity	Permit Fee	Valuation
NEW CONST.	24	\$ 12,975.98	\$ 4,481,727.98
REMODEL/ADDIT.	44	\$ 4,464.02	\$ 1,158,494.00
ACCESSORY	70	\$ 182,388.75	\$ 175,901.50
ELECTRIC	44	\$ 2,860.00	\$ -
PLUMBING	55	\$ 12,518.00	\$ -
MECHANICAL	30	\$ 2,271.00	\$ -
SEWER TAP	16	\$ 4,000.00	\$ -
WATER TAP	16	\$ 13,120.00	\$ -
TEMP. ELEC.	14	\$ 700.00	\$ -
ELECTRIC SER.	17	\$ 3,400.00	\$ -
TOTALS	330	\$ 238,697.75	\$ -

**LAST YEAR: July 2015**

Permits	Quantity	Permit Fee	Valuation
NEW CONST.	3	\$ 1,635.00	\$ 13,780,000.00
REMODEL/ADDIT.	26	\$ 919.00	\$ 354,959.00
ACCESSORY	19	\$ 11,779.00	\$ 174,155.00
ELECTRIC	7	\$ 514.75	\$ -
PLUMBING	8	\$ 525.00	\$ -
MECHANICAL	4	\$ 145.00	\$ -
SEWER TAP	2	\$ 500.00	\$ -
WATER TAP	2	\$ 3,410.00	\$ -
TEMP. ELEC.	3	\$ 150.00	\$ -
ELECTRIC SER.	2	\$ 1,400.00	\$ -
TOTALS	76	\$ 20,977.75	\$ 14,309,114.00

**YEAR TO DATE January to December 2015**

Permits	Quantity	Permit Fee	Valuation
NEW CONST.	8	\$ 6,400.65	\$ 2,877,730.03
REMODEL/ADDIT.	76	\$ 5,397.22	\$ 1,425,734.00
ACCESSORY	58	\$ 9,032.00	\$ 1,010,384.00
ELECTRIC	36	\$ 2,048.75	\$ -
PLUMBING	32	\$ 1,405.00	\$ -
MECHANICAL	17	\$ 880.00	\$ -
SEWER TAP	8	\$ 2,000.00	\$ -
WATER TAP	8	\$ 6,560.00	\$ -
TEMP. ELEC.	8	\$ 400.00	\$ -
ELECTRIC SER.	8	\$ 2,400.00	\$ -
TOTALS	259	\$ 36,523.62	\$ 5,313,848.03

**FISCAL YEAR: Oct. 2014 to Sept. 2015**

Permits	Quantity	Permit Fee	Valuation
NEW CONST.	17	\$ 10,944.85	\$ 4,264,029.83
REMODEL/ADDIT.	98	\$371,836.22	\$ 1,627,726.00
ACCESSORY	92	\$301,615.75	\$ 685,968.75
ELECTRIC	60	\$ 3,655.50	\$ -
PLUMBING	58	\$ 3,247.00	\$ -
MECHANICAL	36	\$ 3,128.00	\$ -
SEWER TAP	25	\$ 6,250.00	\$ -
WATER TAP	25	\$ 18,885.00	\$ -
TEMP. ELEC.	26	\$ 1,300.00	\$ -
ELECTRIC SER.	26	\$ 6,000.00	\$ -
TOTALS	463	\$726,862.32	\$ 6,577,724.58

## City of Seward - OPEN Code Violation Report

					Last Update	08/10/16
Property Address	Violation Type	Deadline	Owner Information	Delivery Type	Comments	
445 N 8th	Weeds/grass	08/14/16	Kevin & Sarah Wunderlich, 646-9084	in person		
645 N Columbia	Weeds/grass, illegal fence	08/10/16	Sandra Nuttleman,	Phone call		
57 Ash St	Weeds/grass	08/14/16	Michael Ponec, 641-2227	Phone call	Owner advised he would take care of weeds in a day	
1048 N 1st	Weeds/grass	07/13/16	Erich & Joyce Helge, 1048 N 1st, 402-643-2422	Served by SPD	City Abated Code violations and billed owner. Invoice is Delinquent, will forward to City Attorney for collection.	
413 S Columbia Ave	Exterior foundation openings, Protective treatment, decayed siding/soffits/facsia, windows	06/09/16	Kenneth Schmieding, 1352 N 8th St, 402-643-4357	Certified	Failed to comply. Code violations are substantial, expense would be too much for City to abate. Billed \$300 for Non-Compliance, Invoice is Delinquent, will forward to City Attorney for collection.	
200 E Pinewood	Storm water drainage	Pending	Seward School District, 643-2941	Served by Brett Baker	Voluntary compliance request letter delivered. Response letter received 3-10-15 from School District Atty, forwarded to Mayor, City Administrator, and City Atty.	
2401 Karol Kay Blvd	Storm water drainage	Pending	Seward School District, 643-2941	Served by Brett Baker	Voluntary compliance request letter delivered. Response letter received 1-30-15 from School District Atty, forwarded to Mayor, City Administrator, and City Atty.	
191 E Seward St	Storm water drainage	Pending	Wattier Rentals LLC, 235 Plum Creek Ln. Seward, NE 643-3117	Certified	Voluntary compliance request letter mailed-per City Admin instructions	
193 E Seward St	Storm water drainage	Pending	Wattier Rentals LLC, 235 Plum Creek Ln. Seward, NE 643-3117	Certified	Voluntary compliance request letter mailed-per City Admin instructions	

## City of Seward - OPEN Code Violation Report

152 S Columbia Ave	Storm water drainage	Pending	NE District of Lutheran Church MO Synod, PO Box 407 Seward, NE 68434, 643-2961	Certified	Voluntary compliance request letter mailed-per City Admin instructions. Letter received from NE District Lutheran Office, forwarded to Mayor, City Administraotr, City Atty.
919 N Columbia Ave	Storm water drainage	Pending	St John Lutheran Church, 919 N Columbia Ave. Seward, NE 643-2983	Certified	Voluntary compliance request letter mailed-per City Admin instructions. Communication response received from St John Engineer Dan Rossenthal, forwarded to Mayor, City Administrator, City Atty.
243 S 2nd St	Exterior openings, Protective treatment, decayed wood, gutters-downspouts, worthless vegetation	Pending	Blue River Properties (Cory Mueller)	Certified	Owner failed to rectify Code violations. City abated some of the violations and invoiced the owner. Invoice paid. Received additional complaint, sent 2nd Notice & Orders. New owner has plans to Demo
110 S 12th St	Retaining wall failing	07/18/14	Locust Apartments 312 E 3rd St. Neligh, NE	Certified	Owner requested time extension to secure Contractor
424 N 7th St.	Exterior openings, Protective treatment, decayed siding/soffitts/facsia, Trash-junk	11/14/14	Jeremy Martin, 424 N 7th St. Seward, NE 402-641-6127	Served by SPD	Owner plans on repairing gargae as soon as it warms up. Advised will need a Bldg permit, and to clean up yard while waiting. Owner is making progress cleaning, and repairing garage. Property cleaned up, making progress.



## City of Seward - OPEN Code Violation Report

262 S 13th St	Exterior openings, Protective treatment, decayed siding/soffitts/facsia, Mold	Pending	Jessica Ferguson (address unknown). Purchased taxes-Charles Aden 2606 SW 14th St. Lincoln, NE 68522	Certified	Owner of Record is Jessica Ferguson (Co. Assessor), Aden purchased the taxes for the parcel in 2010 (Co. Treasurer). Proceeding to Condemnation. Trying to get reconveyance documents from Mortgage/Foreclosure Co.
---------------	---	---------	---	-----------	---

### 2012

518 N 5th St	Protective Treatment, Exterior wall repairs	11/11/12	Scott Duer, PO Box 73 Staplehurst, NE 68439, 402-643-5478	Served by Seward Co Sheriff Dept	Spoke to Owner. Scott called req. time extension. Holes in garage are patched, will paint this Spring. Property is now for sale. Received additional complaints, served Notice & Orders again
149 N 1st	Elec System Hazard, Protective treatment, Abandoned Veh's	03/06/12	Robert Wasser, PO Box 115, Bee, NE 68314, 402-643-6384	Verbal	During inspection Wasser became angry at City Officials and stated he did not have funds to rectify violations, so the City should go ahead and start filing liens. No action taken by Wasser, proceeding to written/served formal Notice & Orders.

### 2011

## City of Seward - OPEN Code Violation Report

535 S Columbia	Unsafe Structures, Foundation failing, Protective treatment	01/18/12	Daniel & Barbara Liska, 1215 Eastridge Seward, NE 68434	Verbal	Barb Liska stated; they're in the process of Demo garage, have roll off dumpster on site; the house is a large project they're doing themselves and will take time. No further progress observed. Barb stated working on 1 garage, when done, will demo leaning garage, then work on foundation. Started repairs to 2nd garage, making progress.
608 S 1st	Junk & Litter	06/03/13	James Kuhlman, 608 S 1st St. Seward, NE 68434, 402-641-4709 cell	Served by SPD	financial hardship, will work on putting up privacy fence, pulled Building permit for fence. 12-12-11 has removed some appliances and some junk, Progress on fence; Diggers Hotline has been there. Some post have been set and framing started. Just had hip surgery. NOTICE & ORDERS issued 5-3-13, deadline 6-3-13. Needs follow up. Still making progress.
427 N 3rd St.	Structural deterioration, protective treatment	09/05/11	Freddie Redmond, 427 N 3rd St. Seward, NE 68434. 641-4089	Certified	request indefinte time extension, financial hardship. Progress is being made (B11-226), has replaced porch support colums, purchased construction material for remaining repairs, and has set up scafoling to start scraping peeling paint once it warms up, started refoor. Making progress.

## City of Seward - OPEN Code Violation Report

1313 W Hwy 34	Foundation Walls, Grading-Drainage, Storage	02/28/11	Brian Fehlhafer, 1389 Progressive Rd.	Certified	Referred to City Atty 2-28-11 for non-compliance/further action. City Admin. Baker will meet with Fehlhafer. Unknown status
411 S Columbia Ave	Protective Treatment, Gutters	10/19/11	Ken Schmeiding, 1352 N 8th St Seward, NE 68434, 643-4357	Verbal	No progress observed. Will re-contact. Ken stated no plans to do anything for this house until the other one is done.
<b>2010</b>					
29 Jackson St	Junk & Litter, Protective Treatment, Gutters, inoperable plumbing system	07/14/10	Wayne Pieper, 1142 E 6th St. York, NE 68467, cell # 366-8610	Verbal & Served	Referred to City Atty 7-14-10 for non-compliance/further action. FINAL NOTICE served by York Co Sheriff, Deadline to comply 12-12-11. Pieper will sched. walk thru Insp when available. Insp sched for Thur 4-12-12. All violations not rectified, (sewer, foundation) needs follow up.
<b>2008</b>					

## City of Seward - OPEN Code Violation Report

839 N 6th St	Exterior openings, Protective treatment, decayed siding/soffitts/facsia, Mechanical venting	<b>08/24/08,</b> <b>10/24/12</b>	John McKinney, 135 Driftwood Dr. Aurora, NE 68813, 402-540-1353	Served by Hamilton Co Sheriff	Referred to City Atty 9-2-08 for non-compliance/further action; FINAL NOTICE served by Hamilton Co Sheriff Ofc, Deadline to comply 11-14-11. <b>Pending litigation by City Atty</b> , unsafe garage is attached to residence. 12-9-11 City Atty called owners dad to ask him to help make son comply. To date still no action taken by Mckinney OR City Atty.. Demo estimate report completed and referred to City Admin. Per Baker-proceeding with plans for City to Demo this Spring. Per Hughes-postpone moving forward-waiting on Brauer to recontact Mckinney's dad. Mckinney obtained DEMO permit, scheduled to Demo this week. Garage Demo complete, in communications with owner ref remaining vio's. Communications have broke down again. Issued CONDEMNATION. Pending City Admin. decision on what to do next.
--------------	---	-------------------------------------	--	-------------------------------------	---

**SEWARD POLICE DEPARTMENT  
JULY 2016 MONTHLY REPORT**

ARRESTS	33
CITATIONS	16
PARKING TICKETS	12
WARNINGS	118

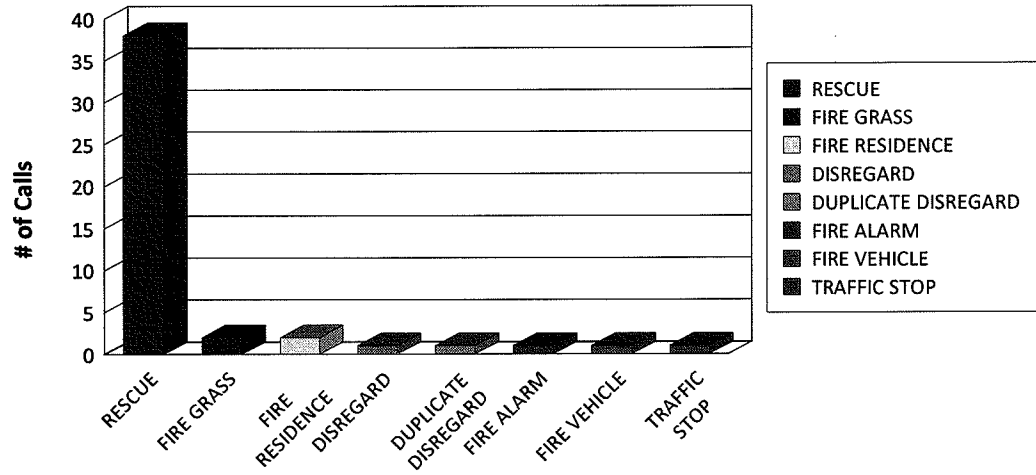
The above numbers do not include red tag warnings for parking violations, yellow tag warnings for animal violations or verbal warnings.

The Seward County Communication Center collects the numbers used to create the attached statistics summary.

## Calls Statistics by Type Summary

7/1/2016 - 7/31/2016  
00:00:00 - 07:42:26

Agency - SFD

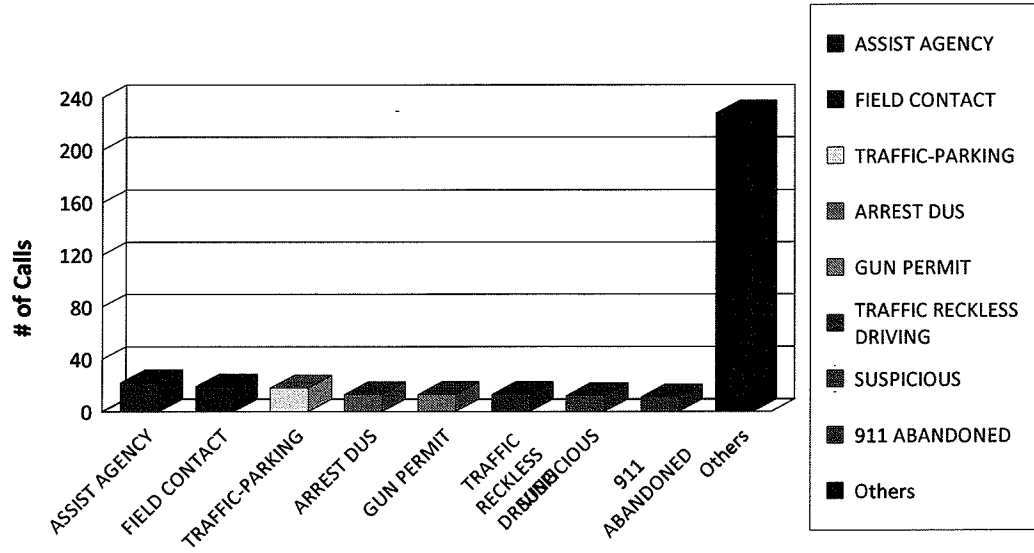


	7/2016	Total
DISREGARD	1	1
DUPLICATE DISREGARD	1	1
FIRE ALARM	1	1
FIRE GRASS	2	2
FIRE RESIDENCE	2	2
FIRE VEHICLE	1	1
RESCUE	38	38
TRAFFIC STOP	1	1
Total	47	47

## Calls Statistics by Type Summary

7/1/2016 - 7/31/2016  
00:00:00 - 07:42:26

Agency - SPD



	7/2016	Total
911 ABANDONED	11	11
911 MIS-DIAL	1	1
911 OPEN LINE	4	4
ABANDONED VEHICLE	3	3
ABUSE/NEGLECT ADULT	1	1
ABUSE/NEGLECT CHILD	3	3
ACCIDENT HIT & RUN	6	6
ACCIDENT PARKING	1	1
ACCIDENT PROPERTY	1	1
ACCIDENT W/O INJURIES	6	6
ACCIDENT WITH INJURIES	2	2
ALARM ELEVATOR	1	1
ALARM FIRE	1	1
ALARM INTRUSION	2	2
ALARM OTHER	1	1
ALARM TROUBLE	2	2
ANIMAL AT LARGE	1	1
ANIMAL BARKING DOG	2	2
ANIMAL CRUELTY TO	3	3

	7/2016	Total
ANIMAL FOUND	4	4
ANIMAL LIVE TRAP	2	2
ANIMAL LIVESTOCK OUT	1	1
ANIMAL OTHER	1	1
ARREST DUI	4	4
ARREST DUS	13	13
ARREST OTHER	1	1
ARREST REVOKED	1	1
ARREST WARRANT	2	2
ASSIST AGENCY	22	22
BROADCAST	1	1
BURGLARY BUSINESS	1	1
CIVIL CHILD CUSTODY	1	1
CIVIL KEEP PEACE	2	2
CIVIL OTHER	2	2
CIVIL PROPERTY DISPUTE	1	1
CORONER CALL	4	4
CRIMINAL MISC PRIVATE	3	3
CRIMINAL MISCHIEF VANDAL	1	1
DISREGARD	4	4
DISTURBANCE	7	7
DISTURBANCE DOMESTIC	2	2
DRUG VIOLATION	3	3
DUPLICATE DISREGARD	1	1
ESCORT	1	1
EXPOSURE INDECENT	1	1
EXTRA PATROL	2	2
FIELD CONTACT	19	19
FIRE ALARM	1	1
FIRE OTHER	1	1
FIREWORKS AFTER HOURS	4	4
FIREWORKS DISCHARGE	6	6
FIX IT TICKET	9	9
FOUND BICYCLE	1	1



	7/2016	Total
FRAUD	1	1
FRAUD INTERNET	1	1
FRAUD OTHER	1	1
FUNERAL ESCORT	2	2
GUN PERMIT	13	13
HARASSMENT	1	1
HITCHHIKER/TRANSIENT	3	3
INFORMATION	6	6
JUVENILE WELFARE	2	2
JUVENILE/UNCONTROLLABLE	2	2
JUVENILE-OTHER	1	1
LIQUOR-OTHER	2	2
LITTERING	1	1
MENTAL	2	2
MISSING PERSON JUVENILE	1	1
MOTORIST ASSIST	10	10
OPEN DOOR BUSINESS	2	2
ORDINANCE VIOLATION	3	3
OTHER CALL TYPE	4	4
PROPERTY DAMAGE	5	5
PROPERTY FOUND	5	5
PROPERTY LOST	5	5
PUBLIC NUISANCE	2	2
PUBLIC PEACE	1	1
PUBLIC SERVICE	4	4
REPOSSESSION VEHICLE	1	1
RESCUE	1	1
SALES	1	1
SOLICITING SALES	1	1
SPECIAL ASSIGNMENT	1	1
SUSPICIOUS	12	12
TERRORISTIC THREAT	4	4
THEFT BUSINESS	1	1
THEFT FAIL TO PAY	2	2

	7/2016	Total
THEFT-OTHER	3	3
THREATS OTHER	1	1
TRAF HAZARD DEBRIS	1	1
TRAFFIC	1	1
TRAFFIC - DUI	2	2
TRAFFIC CONTROL	1	1
TRAFFIC HAZARD	2	2
TRAFFIC RECKLESS DRIVING	13	13
TRAFFIC SPEEDING	1	1
TRAFFIC STOP	4	4
TRAFFIC-OTHER	1	1
TRAFFIC-PARKING	18	18
TRESPASSING PRIVATE PROP	3	3
UTILITY ELECTRIC	3	3
WELFARE CHECK	10	10
Total	349	349

**City of Seward, NE**  
**Tuesday, August 16, 2016**  
**Regular Session**

**Item G3**

**PRESENTATION BY D.A. DAVIDSON ON PAST YEAR  
REFINANCING AND BOND SALE - Paul Grieger**

**Administrative Report:** Paul Grieger, D.A. Davidson, will present information on the 2016 bond sales/savings for bonds issued for general, electric, water, and wastewater refunding and new projects.

**No action is required.**

**Staff Contact:**

**City of Seward, NE  
2016 Bond Issues  
FINAL RESULTS**

Highway Allocation Fund Pledge Bonds:

Par: \$825,000

Projected Rate: 4.25%

**Actual Rate: 3.70%**

Final Maturity: No later than 12/31/31

Purpose: Reimbursement

Refunding of 2011 General Obligation Bonds:

Par: \$1,085,000

Current Rate: 3.30%

Projected Rate: 1.89% (True Interest Cost)

**Actual Rate: 1.60%**

Net Present Value Savings: \$44,000 (4.2% of Refunded Debt) **Actual NPV: \$57,817 (5.5% Refunded Debt)**

Final Maturity: December 15, 2022

Purpose: Refunded Series 2006 Bonds

Refunding of 2011 Water System Revenue Bonds:

Par: \$1,220,000

Current Rate: 4.03%

Projected Rate: 2.40% (True Interest Cost)

**Actual Rate: 1.80%**

Net Present Value Savings: \$119,000 (10.1% of Refunded Debt) **Actual NPV: \$173,205 (14.74% Refunded Debt)**

Final Maturity: June 1, 2026

Purpose: Refunded Series 2006 Bonds

Refunding of 2010, 2011, 2011B Sewer Bonds and New Plum Creek Project:

Par: \$4,155,000

Current Rate: 3.59%

Projected Rate: 2.65% (True Interest Cost)

**Actual Rate: 2.29%**

Net Present Value Savings: \$205,000 (5.7% of Refunded Debt) **Actual NPV: \$347,206 (9.42% Refunded Debt)**

Final Maturity: September 15, 2031

Purpose: Funded improvements to the Sanitary Sewer System

Refunding of Electric System 2011, 2011B Bonds and 2014 BANs and Roberts St. Project (and possible funding of 34.5 underground to water project):

Par: \$5,365,000

Current Rate: 3.60%

Projected Rate: 2.33% (True Interest Cost)

**Actual Rate: 1.91%**

Net Present Value Savings: \$114,000 (5.9% of Refunded Debt) **Actual NPV: \$169,081 (8.69% Refunded Debt)**

Final Maturity: February 15, 2026

Purpose: 1) Series 2011A Bonds refunded the Series 2005 Bonds; and  
2) Series 2011B Bonds funded replacement of an underground feeder for the water substation.  
3) 2014 BANs refunded the Series 2013 BANs, which funded improvements to the Electric System consisting of the 14<sup>th</sup> Street substation rebuild.

**Total Net Present Value of savings to the City is \$747,309. Payment schedules have not been lengthened.**

# **City of Seward, NE**

**Tuesday, August 16, 2016**

**Regular Session**

## **Item G4**

### **PRESENTATION BY NEBRASKA MUNICIPAL POWER POOL ON UTILITY RATE SERVICE STUDY- Andrew Ross, NMPP**

***CONSIDERATION OF AN ORDINANCE INCREASING WASTEWATER RATES BY 6.3% IN  
OCTOBER 2016 AND BY 5.3% IN OCTOBER 2017***

**Administrative Report:** Phil Euler, NMPP will provide information on the rate study for electric, water and sanitary sewer services. Mr. Euler is proposing no rate change this year for the electric or water utility. He is proposing a rate increase for wastewater in 2016 and 2017.

**Following the presentation, review and discussion, adoption of the Ordinance would be in order.**

**Staff Contact:**

# Seward, NE -- 2016 Cost of Service Study Update

## Electric Department

### Financial Proforma and 5 Year Rate Track

PRELIMINARY 8/1/16

Item FYE September		2015	2016	2017	2018	2019	2020	2021
a	Sales Growth Base Load	-0.1%	1.5%	1.5%	1.5%	1.5%	1.5%	1.5%
b	Administration Inflation	3.0%	3.0%	3.0%	3.0%	3.0%	3.0%	3.0%
c	General Inflation	3.0%	3.0%	3.0%	3.0%	3.0%	3.0%	3.0%
d	Interest Rate on Cash Balances	0.4%	0.4%	0.4%	0.5%	0.6%	0.7%	0.8%
e	Purchase Power Adjustments	-0.9%	0.3%	2.2%	2.0%	2.0%	2.0%	2.0%
f	<b>Rate Adjustments</b>	<b>4.7%</b>	<b>0.0%</b>	<b>0.0%</b>	<b>0.0%</b>	<b>2.0%</b>	<b>2.0%</b>	<b>2.0%</b>
	<b>effective date</b>	<b>Oct, 2014</b>	<b>Oct, 2015</b>	<b>Oct, 2016</b>	<b>Oct, 2017</b>	<b>Oct, 2018</b>	<b>Oct, 2019</b>	<b>Oct, 2020</b>
1	<b>Revenues</b>							
2	Retail Sales	9,538,324	9,681,399	9,826,620	9,974,020	10,326,103	10,690,614	11,067,993
3	Other Operating Rev	173,911	98,000	100,940	103,968	107,087	110,300	113,609
4	<b>Total Revenues</b>	<b>9,712,236</b>	<b>9,779,399</b>	<b>9,927,560</b>	<b>10,077,988</b>	<b>10,433,190</b>	<b>10,800,914</b>	<b>11,181,601</b>
5	<b>Expenses</b>							
6	Power Purchased	6,061,978	5,993,544	6,214,959	6,434,366	6,661,494	6,896,520	7,140,064
7	Distribution	913,544	1,117,877	1,151,413	1,185,956	1,221,534	1,258,180	1,295,926
8	Facilities and Operation	61,284	50,469	51,983	53,543	55,149	56,803	58,507
9	Administrative and General	403,728	563,574	580,481	597,896	615,833	634,308	653,337
10	<b>Total O&amp;M</b>	<b>7,440,533</b>	<b>7,725,464</b>	<b>7,998,837</b>	<b>8,271,760</b>	<b>8,554,010</b>	<b>8,845,811</b>	<b>9,147,833</b>
11	Depreciation	590,741	635,632	663,707	765,895	849,235	914,908	978,548
12	Franchise Fee to General Fund \$/G UPIS	\$ 0.0045	484,944	485,000	422,040	434,796	441,318	447,938
13	Interest Income		(29,216)	(30,932)	(37,077)	(29,631)	(18,992)	(29,274)
14	<b>Total Electric Expense</b>	<b>8,487,002</b>	<b>8,816,879</b>	<b>9,053,651</b>	<b>9,428,949</b>	<b>9,808,411</b>	<b>10,183,044</b>	<b>10,545,045</b>
15	<b>Net Operating Income</b>	<b>1,225,233</b>	<b>962,520</b>	<b>873,909</b>	<b>649,039</b>	<b>624,779</b>	<b>617,870</b>	<b>636,557</b>
16	<b>Net Income Target % of UPIS</b>	<b>4.0%</b>	<b>269,296</b>	<b>322,303</b>	<b>340,554</b>	<b>435,864</b>	<b>523,774</b>	<b>458,836</b>
17	<b>Net Income Actual % of UPIS</b>		<b>18.2%</b>	<b>11.9%</b>	<b>10.3%</b>	<b>6.0%</b>	<b>4.8%</b>	<b>5.5%</b>
18	<b>Debt Coverage Ratio</b>		<b>5.28</b>	<b>6.46</b>	<b>2.49</b>	<b>2.69</b>	<b>2.85</b>	<b>2.95</b>
19	<b>COS Revenue Requirement</b>		<b>9,041,182</b>					
20	<b>Other Revenues &amp; (Expenses)</b>							
21	Interest on existing LT Debt		(90,468)	(37,968)	(125,103)	(119,549)	(112,555)	(105,134)
24	Non Operating Income		16,792	13,000	13,195	13,393	13,594	13,798
25	<b>Total Profit / Loss</b>		<b>1,151,558</b>	<b>937,552</b>	<b>762,002</b>	<b>542,883</b>	<b>525,818</b>	<b>553,275</b>
26	Net Utility Plant in Service (NUPIS)		6,732,411	8,057,564	8,513,857	10,896,596	13,094,360	12,314,452
27	Gross Utility Plant in Service (G UPIS)		16,364,427	18,325,212	19,445,212	22,593,846	25,640,846	25,910,846
28	Net UPIS/ OCUP		41%	44%	44%	48%	51%	48%
29	<b>Cash Inflows</b>		1	2	3	4	5	6
30	Net Income		1,151,558	937,552	762,002	542,883	525,818	526,534
31	New Borrowed Funds		-	985,000	-	-	-	-
32	Depreciation		590,741	635,632	663,707	765,895	849,235	914,908
33	<b>Cash Inflows</b>		<b>1,742,299</b>	<b>2,558,184</b>	<b>1,425,709</b>	<b>1,308,778</b>	<b>1,375,053</b>	<b>1,441,442</b>
34	<b>Cash Outflows</b>							
35	Capital Improvements & CWIP		283,757	1,960,785	1,120,000	3,148,634	3,047,000	135,000
36	Principal on Existing Debt		245,000	210,000	460,000	380,000	380,000	390,000
37	<b>Cash Outflows</b>		<b>\$ 528,757</b>	<b>\$ 2,170,785</b>	<b>\$ 1,580,000</b>	<b>\$ 3,528,634</b>	<b>\$ 3,427,000</b>	<b>\$ 525,000</b>
38	<b>Change in Cash</b>		<b>1,213,542</b>	<b>387,399</b>	<b>(154,291)</b>	<b>(2,219,856)</b>	<b>(2,051,947)</b>	<b>916,442</b>
39	<b>Cash Balance</b>		<b>6,594,830</b>	<b>6,982,229</b>	<b>6,827,938</b>	<b>4,608,082</b>	<b>2,556,136</b>	<b>3,472,577</b>
40	<b>Minimum Cash Balance Target</b>		<b>3,320,986</b>	<b>3,310,811</b>	<b>3,758,068</b>	<b>3,792,213</b>	<b>3,707,308</b>	<b>3,619,463</b>

Cash Reserve Policy			2016
1	O&M Expenses	7,725,464	25%
2	Gross Utility Plant in Service (G UPIS)	18,325,212	1%
3	Deposits	92,084	100%
4	Debt Service	247,968	100%
5	Current Year Capital Improvements less Borrc	975,785	10%
6	Five Year Capital Improvements less Borrowin	7,585,634	10%
<b>Minimum Reserve Target</b>			<b>3,310,811</b>

NMPP  
Engineering Services

Seward, NE  
2016 Cost of Service/  
Rate Design Update

**Seward, NE**  
**Water Department**  
**2016 Water Cost of Service/Rate Design Study**  
For FYE September

**PRELIMINARY 8/1/16**

	For FYE September		2015	2016	2017	2018	2019	2020	2021
a	Sales Growth Base Load		-5.37%	0.75%	0.75%	0.75%	0.75%	0.75%	0.75%
b	Administration Inflation			3.0%	3.0%	3.0%	3.0%	3.0%	3.0%
c	General Inflation		-6.0%	3.0%	3.0%	3.0%	3.0%	3.0%	3.0%
d	Interest Rate on Cash Balances		0.2%	0.2%	0.2%	0.2%	0.2%	0.2%	0.2%
e	<b>Rate Adjustments</b>		<b>0.0%</b>	<b>2.6%</b>	<b>0.0%</b>	<b>3.0%</b>	<b>3.0%</b>	<b>3.0%</b>	<b>3.0%</b>
	<b>For FYE September</b>	<b>Effective date</b>	<b>Nov 1, 2015</b>	<b>Oct 1, 2016</b>	<b>Oct 1, 2017</b>	<b>Oct 1, 2018</b>	<b>Oct 1, 2019</b>	<b>Oct 1, 2020</b>	
1	<b>Revenues</b>								
2	Retail Sales		1,575,578	1,625,228	1,640,882	1,702,784	1,767,022	1,833,683	1,902,858
3	Other Operating Rev		41,126	27,850	28,686	29,546	30,432	31,345	32,286
4	<b>Total Revenues</b>		<b>1,616,704</b>	<b>1,653,078</b>	<b>1,669,567</b>	<b>1,732,330</b>	<b>1,797,454</b>	<b>1,865,028</b>	<b>1,935,144</b>
5	<b>Expenses</b>								
6	ADMINISTRATIVE		259,701	318,921	328,489	338,343	348,494	358,948	369,717
7	DISTRIBUTION		31,337	30,000	30,900	31,827	32,782	33,765	34,778
8	PRODUCTION		281,480	330,927	340,855	351,080	361,613	372,461	383,635
9	WELLS & TOWER-O & M		49,917	50,000	51,500	53,045	54,636	56,275	57,964
10	PLANT - O & M		133,629	180,206	185,612	191,181	196,916	202,823	208,908
11	FRANCHISE TAX		84,318	86,418	89,011	91,681	94,431	97,264	100,182
12	<b>Total O&amp;M</b>		<b>840,381</b>	<b>996,472</b>	<b>1,026,366</b>	<b>1,057,157</b>	<b>1,088,872</b>	<b>1,121,538</b>	<b>1,155,184</b>
13	Depreciation		318,931	328,741	346,926	358,516	377,065	396,185	399,043
14	Interest Income		(7,794)	(7,794)	(7,866)	(6,722)	(6,763)	(7,024)	(6,197)
15	<b>Total Water Expense</b>		<b>1,151,518</b>	<b>1,317,419</b>	<b>1,365,426</b>	<b>1,408,952</b>	<b>1,459,174</b>	<b>1,510,700</b>	<b>1,548,031</b>
16	<b>Net Operating Income</b>		<b>465,186</b>	<b>335,659</b>	<b>304,141</b>	<b>323,378</b>	<b>338,281</b>	<b>354,328</b>	<b>387,113</b>
17	<b>Net Income Target % of UPIS</b>	<b>4.0%</b>	<b>379,004</b>	<b>383,413</b>	<b>407,194</b>	<b>403,112</b>	<b>394,888</b>	<b>414,671</b>	<b>398,709</b>
18	<b>Net Income Actual % of UPIS</b>		<b>4.9%</b>	<b>3.5%</b>	<b>3.0%</b>	<b>3.2%</b>	<b>3.4%</b>	<b>3.4%</b>	<b>3.9%</b>
19	Debt Service		429,044	325,533	486,680	493,480	481,077	447,293	446,228
20	Debt Coverage Ratio		1.83	2.04	1.34	1.38	1.49	1.68	1.76
21	<b>COS Revenue Requirement</b>		<b>1,489,396</b>	<b>1,672,982</b>					
22	<b>Other Revenues &amp; (Expenses)</b>								
23	Interest on Existing LT Debt		(152,244)	(79,933)	(90,987)	(89,185)	(83,200)	(76,220)	(70,960)
24	Non-Operating Revenues		72,040	93,000	93,000	93,000	93,000	93,000	93,000
25	Sinking Fund		(20,000)	(20,000)	(20,000)	(20,000)	(20,000)	(20,000)	(20,000)
26	<b>Total Profit / Loss</b>		<b>364,982</b>	<b>328,726</b>	<b>271,061</b>	<b>289,699</b>	<b>311,206</b>	<b>335,039</b>	<b>373,890</b>
27	Net Utility Plant in Service (N-UPIS)		9,475,093	9,585,314	10,179,850	10,077,796	9,872,193	10,366,772	9,967,729
28	Gross Utility Plant in Service (G-UPIS)		15,839,416	16,278,378	17,219,840	17,476,302	17,647,764	18,538,529	18,538,529
29	Net UPIS/ OCUP		60%	59%	59%	58%	56%	56%	54%
30	<b>Cash Inflows</b>								
31	Net Income		364,982	328,726	271,061	289,699	311,206	335,039	373,890
32	Grants/Donation		-	50,000					
33	Depreciation Expense		318,931	328,741	346,926	358,516	377,065	396,185	399,043
34	<b>Cash Inflows</b>		<b>683,913</b>	<b>707,467</b>	<b>617,987</b>	<b>648,216</b>	<b>688,271</b>	<b>731,224</b>	<b>772,933</b>
35	<b>Cash Outflows</b>								
36	Capital Improvements & CWIP		149,635	438,962	941,462	256,462	171,462	890,765	-
37	Principal on Existing Debt		276,800	245,600	315,600	321,800	311,000	285,000	290,000
38	<b>Cash Outflows</b>		<b>426,435</b>	<b>684,562</b>	<b>1,322,062</b>	<b>643,262</b>	<b>552,462</b>	<b>1,245,765</b>	<b>360,000</b>
39	<b>Change in Cash</b>		<b>257,478</b>	<b>22,905</b>	<b>(704,075)</b>	<b>4,954</b>	<b>135,809</b>	<b>(514,541)</b>	<b>412,933</b>
40	<b>Cash Balance Includes Sinking Fund</b>		<b>4,659,762</b>	<b>4,702,667</b>	<b>4,018,592</b>	<b>4,043,545</b>	<b>4,199,354</b>	<b>3,704,813</b>	<b>4,137,746</b>
41	<b>Cash Balance Target</b>		<b>1,367,283</b>	<b>1,277,257</b>	<b>1,465,308</b>	<b>1,394,818</b>	<b>1,444,530</b>	<b>1,500,403</b>	<b>1,439,680</b>

<b>Cash Reserve Policy</b>				<b>2016</b>
1	O&M Expenses	996,472	25%	249,118
2	Gross Utility Plant in Service (G-UPIS)	16,278,378	1%	162,784
3	Deposits	-	100%	-
4	Debt Service	325,533	100%	325,533
5	Current Year Capital Improvements less Borrowings	438,962	20%	87,792
6	Five Year Capital Improvements less Borrowings	2,260,151	20%	452,030
7	<b>Minimum Reserve Target</b>			<b>1,277,257</b>

NMPP  
Engineering Services

Seward, NE  
2014 Cost of Service/  
Rate Design Update

**Seward, NE**  
**Sewer Department**  
**2016 Cost of Service/Rate Design Study**  
For FYE

**PRELIMINARY 8/1/16**

For FYE		2015	2016	2017	2018	2019	2020	2021
a Sales Growth Base Load		0.5%	0.5%	0.5%	0.5%	0.5%	0.5%	0.5%
b Administration Inflation		3.0%	3.0%	3.0%	3.0%	3.0%	3.0%	3.0%
c General Inflation		3.0%	3.0%	3.0%	3.0%	3.0%	3.0%	3.0%
d Interest Rate on Cash Balances		0.6%	0.6%	0.6%	0.6%	0.6%	0.6%	0.6%
e Rate Adjustments		0.0%	0.0%	6.3%	5.8%	5.8%	5.8%	5.8%
	Effective	Oct. 1, 2014	Oct. 1, 2015	Oct. 1, 2016	Oct. 1, 2017	Oct. 1, 2018	Oct. 1, 2019	Oct. 1, 2020
1 <b>Revenues</b>								
2 Retail Sales		1,298,540	1,305,033	1,394,186	1,482,424	1,576,247	1,676,007	1,782,082
4 Other Operating Rev		25,401	22,300	23,084	23,895	24,735	25,605	26,505
5 <b>Total Revenues</b>		<b>1,323,941</b>	<b>1,327,333</b>	<b>1,417,270</b>	<b>1,506,319</b>	<b>1,600,982</b>	<b>1,701,612</b>	<b>1,808,586</b>
6 <b>Expenses</b>								
7 PRODUCTION		322,590	359,426	370,209	381,315	392,754	404,537	416,673
8 PLANT - O & M		162,666	219,100	225,673	232,443	239,416	246,599	253,997
9 COLLECTION - O & M		15,515	40,000	41,200	42,436	43,709	45,020	46,371
10 ADMINISTRATIVE O&M		227,962	297,540	306,466	315,660	325,130	334,884	344,930
11 FRANCHISE FEE		66,578	66,248	68,235	70,283	72,391	74,563	76,800
12 <b>Total O&amp;M</b>		<b>795,311</b>	<b>982,314</b>	<b>1,011,783</b>	<b>1,042,137</b>	<b>1,073,401</b>	<b>1,105,603</b>	<b>1,138,771</b>
13 Depreciation and Amortization		401,487	410,590	423,212	428,994	438,052	444,104	449,673
14 Interest Income		(8,984)	(8,984)	(10,313)	(8,958)	(8,775)	(9,186)	(10,255)
15 <b>Total Water Expense</b>		<b>1,187,814</b>	<b>1,383,920</b>	<b>1,424,682</b>	<b>1,462,173</b>	<b>1,502,678</b>	<b>1,540,521</b>	<b>1,578,189</b>
16 <b>Net Operating Income</b>		<b>136,127</b>	<b>(56,587)</b>	<b>(7,413)</b>	<b>44,146</b>	<b>98,304</b>	<b>161,091</b>	<b>230,397</b>
17 <b>Net Income Target % of UPIS</b>	4.0%	<b>292,750</b>	<b>281,065</b>	<b>275,915</b>	<b>265,580</b>	<b>254,396</b>	<b>241,912</b>	<b>228,725</b>
18 <b>Net Income Actual % of UPIS</b>		<b>1.9%</b>	<b>-0.8%</b>	<b>-0.1%</b>	<b>0.7%</b>	<b>1.5%</b>	<b>2.7%</b>	<b>4.0%</b>
19 <b>COS Revenue Requirement</b>		<b>1,455,163</b>	<b>1,642,685</b>					
20 <b>Debt Coverage Ratio</b>		<b>1.59</b>	<b>2.57</b>	<b>1.25</b>	<b>1.43</b>	<b>1.71</b>	<b>1.98</b>	<b>2.22</b>
21 <b>Other Revenues &amp; (Expenses)</b>								
22 Interest on Existing LT Debt		(132,926)	(128,369)	(93,644)	(81,296)	(76,202)	(71,153)	(66,453)
23 Sinking Fund		(15,000)	(15,000)	(15,000)	(15,000)	(15,000)	(15,000)	(15,000)
24 <b>Total Profit / Loss</b>		<b>(11,799)</b>	<b>(199,956)</b>	<b>(116,056)</b>	<b>(52,149)</b>	<b>7,102</b>	<b>74,938</b>	<b>148,944</b>
25 Depreciated Utility Plant in Service (UPIS)		7,318,759	7,026,631	6,897,881	6,639,494	6,359,904	6,047,800	5,718,126
26 Gross Utility Plant in Service		12,959,040	13,077,502	13,371,964	13,542,570	13,701,032	13,833,032	13,953,032
27 Depreciated UPIS / Gross UPIS		56%	54%	52%	49%	46%	44%	41%
28 <b>Cash Inflows</b>								
29 Net Income		(11,799)	(199,956)	(116,056)	(52,149)	7,102	74,938	148,944
30 New Borrowed Funds		-	110,000					
31 Depreciation Expense		401,487	410,590	423,212	428,994	438,052	444,104	449,673
32 <b>Cash Inflows</b>		<b>389,688</b>	<b>320,634</b>	<b>307,156</b>	<b>376,844</b>	<b>445,154</b>	<b>519,042</b>	<b>598,618</b>
33 <b>Cash Outflows</b>								
34 Capital Improvements & CWIP		336,667	118,462	294,462	170,606	158,462	132,000	120,000
35 Principal on Existing Debt		204,750	9,500	239,500	249,750	237,500	235,000	240,000
37 <b>Cash Outflows</b>		<b>541,417</b>	<b>127,962</b>	<b>533,962</b>	<b>420,356</b>	<b>395,962</b>	<b>367,000</b>	<b>360,000</b>
38 <b>Change in Cash</b>		<b>(151,729)</b>	<b>192,672</b>	<b>(226,806)</b>	<b>(43,512)</b>	<b>49,192</b>	<b>152,042</b>	<b>238,618</b>
39 <b>Cash Balance Includes Sinking Fund</b>		<b>1,403,671</b>	<b>1,611,343</b>	<b>1,399,536</b>	<b>1,371,025</b>	<b>1,435,217</b>	<b>1,602,259</b>	<b>1,855,877</b>
40 <b>Cash Balance Target</b>		<b>886,226</b>	<b>691,021</b>	<b>932,934</b>	<b>920,398</b>	<b>918,667</b>	<b>930,340</b>	<b>956,523</b>

<b>Cash Reserve Policy</b>			2016
1 O&M Expenses	982,314	25%	245,579
2 Gross Utility Plant in Service	13,077,502	1%	130,775
3 Deposits	-	100%	-
4 Debt Service	137,869	100%	137,869
5 Current Year Capital Improvements less Borrowings	8,462	20%	1,692
6 Five Year Capital Improvements less Borrowings	875,530	20%	175,106
<b>Minimum Reserve Target</b>			<b>691,021</b>

NMPP  
Engineering Services

Seward, NE  
2014 Cost of Service/  
Rate Design Study



**Table C**  
**Seward Utilities**  
**Comparison of Revenue from Existing Rates**  
**to Revenue from Proposed Rates**  
**Wastewater Cost of Service Study**

Line	Rate Class	Revenue Existing Rates	Revenue Proposed Rates	Difference	
				\$	%
1	Residential Rate 70	\$ 860,278	\$ 905,619	\$ 45,341	5.3%
2	General Service (formerly Commercial)	\$ 422,064	456,951	34,887	8.3%
3	Large General Service - no customers	\$ -	-	-	
4	<b>Total</b>	<b>\$ 1,282,342</b>	<b>\$ 1,362,570</b>	<b>\$ 80,228</b>	<b>6.3%</b>

**Appendix Table B - 1**  
**Wastewater Cost of Service Study**  
**Typical Bill Comparison**  
**Existing vs. Proposed Rates**  
**Residential Rate 70**

Line	Rates			
	Existing		Proposed	
1	Minimum Charge	All	\$ 17.00	Customer Charge All \$ 18.00
2	(units included)			
3				
4				
5				
6				
7	Commodity		\$/CF	Commodity \$/CF
8	First			
9	Next			
10	Next			
11	All usage		0.0294	All usage 0.03075

Existing Rate Revenue	\$ 860,278
Proposed Rate Revenue	\$ 905,619
Proposed Rate Increase	5.3%

Line	Monthly Usage CF	Monthly Bill		% Inc. / (Dec.)	\$ Inc. / (Dec.)
		Existing	Proposed		
12	100	\$ 19.94	\$ 21.08	5.7%	\$ 1.14
13	150	\$ 21.41	\$ 22.61	5.6%	\$ 1.20
14	200	\$ 22.88	\$ 24.15	5.6%	\$ 1.27
15	250	\$ 24.35	\$ 25.69	5.5%	\$ 1.34
16	300	\$ 25.82	\$ 27.23	5.4%	\$ 1.41
17	350	\$ 27.29	\$ 28.76	5.4%	\$ 1.47
18	400	\$ 28.76	\$ 30.30	5.4%	\$ 1.54
19	500	\$ 31.70	\$ 33.38	5.3%	\$ 1.68
20	550	\$ 33.17	\$ 34.91	5.3%	\$ 1.74
21	600	\$ 34.64	\$ 36.45	5.2%	\$ 1.81
22	650	\$ 36.11	\$ 37.99	5.2%	\$ 1.88
23	700	\$ 37.58	\$ 39.53	5.2%	\$ 1.95
24	750	\$ 39.05	\$ 41.06	5.2%	\$ 2.01
25	800	\$ 40.52	\$ 42.60	5.1%	\$ 2.08
26	850	\$ 41.99	\$ 44.14	5.1%	\$ 2.15
27	900	\$ 43.46	\$ 45.68	5.1%	\$ 2.22

**Appendix Table B - 3**  
**Wastewater Cost of Service Study**  
**Typical Bill Comparison**  
**Existing vs. Proposed Rates**  
**General Service (formerly Commercial)**

Line	Rates	
	Existing	Proposed
1	Customer Charge \$ 26.00	Customer Charge \$ 32.00
2	Commodity \$/CF	Commodity \$/CF
3	First	
4	Next	
5	Next	
6	Excess 0.03065	Excess 0.03160

Existing Rate Revenue	\$ 422,064
Proposed Rate Revenue	\$ 456,951
Proposed Rate Increase	8.3%

Line	Monthly Usage (CF)	Annual Bill		Increase per mo.
		Existing	Proposed	
7	500	\$ 495.90	\$ 573.60	\$ 6.47
14	2,000	\$ 1,047.60	\$ 1,142.40	\$ 7.90
16	3,000	\$ 1,415.40	\$ 1,521.60	\$ 8.85

**Table E-12**  
**Comparison of Revenue from Year 1 Proposed Rates**  
**to Revenue from Year 2 Proposed Rates**

Line	Rate Class	Revenue Proposed Rates Year 1	Revenue Proposed Rates Year 2	Difference	
				\$	%
1	Residential Rate 70	\$ 905,619	\$ 949,572	\$ 43,953	4.9%
2	General Service (formerly Commercial)	456,951	492,042	35,091	7.7%
3	Large General Service - no customers				
4	<b>Total</b>	<b>\$ 1,362,570</b>	<b>\$ 1,441,614</b>	<b>\$ 79,044</b>	<b>5.8%</b>

**Appendix Table B - 2**  
**Wastewater Cost of Service Study**  
**Typical Bill Comparison**  
**Existing vs. Proposed Rates Year 2**  
Residential Rate 70

Line	Rates			
	Existing		Proposed	
1	Minimum Charge	All	\$ 18.00	Customer Charge All \$ 19.00
2	(units included)			
3				
4				
6				
7	Commodity		\$/CF	Commodity \$/CF
8	First			
9	Next			
10	Next			
11	All usage		0.03075	All usage 0.03200

Existing Rate Revenue	\$ 905,619
Proposed Rate Revenue	\$ 949,572
Proposed Rate Increase	4.9%

Line	Monthly Usage CF	Monthly Bill		% Inc. / (Dec.)	\$ Inc. / (Dec.)
		Existing	Proposed		
12	100	\$ 21.08	\$ 22.20	5.3%	\$ 1.13
13	150	\$ 22.61	\$ 23.80	5.3%	\$ 1.19
14	200	\$ 24.15	\$ 25.40	5.2%	\$ 1.25
15	250	\$ 25.69	\$ 27.00	5.1%	\$ 1.31
16	300	\$ 27.23	\$ 28.60	5.1%	\$ 1.38
17	350	\$ 28.76	\$ 30.20	5.0%	\$ 1.44
18	400	\$ 30.30	\$ 31.80	5.0%	\$ 1.50
19	600	\$ 36.45	\$ 38.20	4.8%	\$ 1.75
20	650	\$ 37.99	\$ 39.80	4.8%	\$ 1.81
21	700	\$ 39.53	\$ 41.40	4.7%	\$ 1.88
22	750	\$ 41.06	\$ 43.00	4.7%	\$ 1.94
23	800	\$ 42.60	\$ 44.60	4.7%	\$ 2.00
24	850	\$ 44.14	\$ 46.20	4.7%	\$ 2.06
25	900	\$ 45.68	\$ 47.80	4.7%	\$ 2.13
26	950	\$ 47.21	\$ 49.40	4.6%	\$ 2.19
27	1,000	\$ 48.75	\$ 51.00	4.6%	\$ 2.25

**Appendix Table B - 4**  
**Wastewater Cost of Service Study**  
**Typical Bill Comparison**  
**Existing vs. Proposed Rates Year 2**  
**General Service (formerly Commercial)**

4

Line	Rates	
	Existing	Proposed
1	Customer Charge \$ 32.00	Customer Charge \$ 38.00
2	Commodity \$/CF	Commodity \$/CF
3	First	
4	Next	
6	Excess 0.03160	Excess 0.03257

Existing Rate Revenue	\$ 456,951
Proposed Rate Revenue	\$ 492,042
Proposed Rate Increase	7.7%

Line	Line	Monthly Usage (CCF)	Annual Bill		Increase per mo.
			Existing	Proposed	
10	10	7	\$ 386.65	\$ 458.74	\$ 6.01
14	14	15	\$ 389.69	\$ 461.86	\$ 6.01
22	22	31	\$ 395.76	\$ 468.12	\$ 6.03

Line	Rates						
	Existing			Proposed			
1	Customer Charge			\$	250.00	Customer Charge	\$ 250.00
2	Usage in excess of			\$/lb		Usage in excess of	\$/lb
3	BOD (mg/l)	200	lbs/day	1.500		BOD (mg/l)	200 1.5000
4	TSS (mg/l)	220	lbs/day	0.900		TSS (mg/l)	220 0.9000
5	FOG (mg/l)	-	lbs/day	-		FOG (mg/l)	-
6	TKN (mg/l)	-	lbs/day	-		TKN (mg/l)	-
7				\$/ cf		\$/ cf	
8	Excess			0.03160		Excess	0.03257

ORDINANCE NO.

AN ORDINANCE TO AMEND SECTION 3-227 OF THE CITY CODE; TO INITIATE A 6.3% INCREASE IN REVENUES CHARGED TO CUSTOMERS FOR SERVICE FROM THE SEWER SYSTEM OF THE CITY EFFECTIVE WITH THE OCTOBER 2016 BILLING AND AGAIN INCREASE IN REVENUES OF 5.3% IN OCTOBER 2017; TO PROVIDE FOR BILLING THEREOF; TO REPEAL THE ORIGINAL SECTION 3-227; TO PROVIDE FOR A TIME WHEN THIS ORDINANCE SHALL TAKE EFFECT.

BE IT ORDAINED BY THE MAYOR AND CITY COUNCIL OF THE CITY OF SEWARD, NEBRASKA THAT:

Section 1. Amendment. Section 3-227 of the Municipal Code of Seward, Nebraska, is amended to read as follows:

Section 1. MUNICIPAL SEWER DEPARTMENT: SEWER USE RATES.

**RESIDENTIAL RATES**

Residential usage for all domestic use only. The bills for the 12 months beginning each April shall be based on an average of the water consumption billed in January, February and March. The sewage charges for a new residential user who has not established an average for the months of January, February and March, or a user who only has sewer and no water usage shall be charged the following usage:

Single occupancy	- 200 C.F. per month, plus the min. sewer chg.
Double or more occupancy	- 600 C.F. per month, plus the min. sewer chg.
No water usage - Metered	- 600 C.F. per month, plus the min. sewer chg.

The Charges are:

**Effective October 2016 Billing:**

Customer Charge of \$18.00 per meter,  
plus \$.03075 per Cubic Feet

**Effective October 2017 Billing:**

Customer Charge of \$19.00 per meter,  
plus \$.03200 per Cubic Feet

**GENERAL SERVICE RATES (Formerly COMMERCIAL)**

General Services Rates are applied to non-residential accounts each month.

The Charges are:

**Effective October 2016 Billing:**

Customer Charge of \$32.00 per meter,  
plus \$.03160 per Cubic Feet

**Effective October 2016 Billing:**

Customer Charge of \$38.00 per meter,  
plus \$.03257 per Cubic Feet



**LARGE GENERAL SERVICE RATES (formerly INDUSTRIAL)**

Users contributing above allowed limits of SS and BOD as defined below.

The Charges are:

**Effective October 2016 Billing:**

- a. Minimum Charge of \$250.00 per meter and,
- b. \$3.145 per 100 Cubic Feet and,
- c. \$1.50 per pound of Biochemical Oxygen Demand (BOD) that is measured to be greater than 200 mg/l and,
- d. \$0.90 per pound of suspended solids (SS) that measured to be greater than 220 mg/l.

**Effective October 2017 Billing:**

- a. Minimum Charge of \$250.00 per meter and,
- b. \$3.250 per 100 Cubic Feet and,
- c. \$1.50 per pound of Biochemical Oxygen Demand (BOD) ) that is measured to be greater than 200 mg/l and,
- d. \$0.90 per pound of suspended solids (SS) that measured to be greater than 220 mg/l.

The sewer charges c. and d. above are based on observed wastewater flow from the customer using a suitable continuous recording device for measuring concentrations of Biochemical Oxygen Demand (BOD) and Suspended Solids (SS). When BOD and SS are less than 200 mg/l, and 220 mg/l, respectively, charges c. and d. are not billed.

If the additional cost associated with Large General Service wastes which are not recovered by the Large General Service rate charges or above surcharges, the City shall have the option to review the effect any user (all classifications) has on the wastewater system and establish adequate charges, if necessary, for the excessive amounts of Biochemical Oxygen Demand, Suspended Solids or other applicable pollutants.

Section. 2. REPEAL. All ordinances or provision or portions of ordinances in conflict here with are hereby repealed.

Section 3. WHEN OPERATIVE. This ordinance shall take effect and be in full force from and after its passage, approval and publication in pamphlet form as required by law.

Passed and approved this \_\_\_\_\_ day of \_\_\_\_\_, 2016.

CITY OF SEWARD, NEBRASKA

ATTEST:

\_\_\_\_\_, Mayor

\_\_\_\_\_  
Bonnie Otte  
Assistant Administrator/  
Clerk-Treasurer/  
Budget & Human Resource Director

# **City of Seward, NE**

**Tuesday, August 16, 2016**

**Regular Session**

## **Item G5**

### **CONSIDERATION OF CLAIM OF FOX DEN RENTALS, LLC,- CHARLES LIESKE, 3533 SPRUCE DRIVE, SCOTTSBLUFF, FOR PERSONAL PROPERTY DAMAGE AT 407 SOUTH STREET, SEWARD - City Administrator Smith**

**Administrative Report:** Charles Lieske filed a claim against the City in the amount of \$1,432.90 for reimbursement of costs to a rental property located at 407 South Street, related to a sewer backup beginning on the weekend of April 4, 2015 continuing through October 3, 2015. Mr. Lieske claims the backup was caused by a collapsed clay sewer pipe and additionally, blockage in the City main. Mr. Lieske claims no damage to the property, but reimbursement for the cost of determining the cause of the backup.

**Following review and discussion, a motion to deny the claim and forward to the City's insurance carrier is recommended.**

**Staff Contact:**



August 10, 2016

Council:

Thank you for reviewing our claim. On the weekend of April 4, 2015, the tenants at our 407 South Street residence reported slow draining had been occurring at the property. This was getting worse and was beginning to cause a slight backup in the basement. I attempted to snake the property and made very little progress. H&S plumbing came to the property that Tuesday, April 7, 2015, and ran their cameras and machines to attempt to find the problem. They ran into dirt and suspected a collapsed clay pipe. They referred us to Dan's Digging. Their bill for \$345 is attached.


Dan's digging came to the property and confirmed a small section of collapsed pipe. They replace that on April 10, 2015. Their bill for \$713.40 is attached.

Over the next several months we continued to have problems with slow draining and backup in that basement. I personally attempted to snake the property several times over that summer and early fall. We called H&S plumbing back to the property to reassess the situation. They ran their cameras and lines as far as they could go and found no problems. They did not bill us for this visit. They suggested that we call Roto-Rooter out of Lincoln, as they had longer lines. On October 3, 2015 Roto-Rooter technician Joe Metulka assessed the property and found that there was a blockage in the city line. The blockage was reported to be a cinderblock and location of the blockage was under the construction site where the former middle school stood. The city of Seward was very responsive. Even though it was a Saturday, they removed the blockage within a couple of hours. The Roto-Rooter bill for \$374.50 is attached.

In final assessment, the nearly complete blockage of the city mainline was caused a pressure problem in the line to our property. That pressure problem caused the original drainage problems, collapse of the pipe and the ongoing drainage and backup problems.

Because my attempts to snake the property occurred during regularly scheduled trips to the area, and because there was no damage to the house itself or cleaning bills incurred by Fox Den Rentals, we are only seeking reimbursement for these three plumbing related claims. I will be in the area next week and will be available to answer any questions the Council may have in person at your August 16 meeting.

Sincerely,



Charles Lieske, Manager  
Fox Den Rentals, LLC

CC: file

**H&S Plumbing, Heating and Air-Conditioning****120 S 4th Street****Seward, NE 68434****402-643-4434****Invoice**

Date	Invoice #
4/21/2015	11785
402-643-4434	

Bill To
Charles Lieske 441 Grand Ave Seward, NE 68434

PROJECT	PHONE	ALT. PHONE	INSTALL
407 South St	402-314-0819		

Quantity	Description	Rate	Amount
1.5	4-7-15 RAN LARGE MACHINE HIT DIRT 15" OUT WAS UNABLE TO CLEAR DIRT. ADVISED HOME OWNER TO CALL DAN'S DIGGING FOR NEW DRAIN PIPE	100.00	150.00
1.5	4-7-15 LABOR TO RUN LARGE DRAIN CLEANING MACHINE	55.00	82.50
0.5	RAN CAMERA DOWN DRAIN TO LOCATE DRAIN PIPE FOR DAN	100.00	50.00
0.5	LABOR TO RUN DRAIN CAMERA WITH LOCATOR	55.00	27.50
1	4-7-15 TRIP FEE	35.00	35.00
	Sales Tax	7.00%	0.00
PA 5-8-15 #1119			
Thank you for your business.		<b>Total</b>	<b>\$345.00</b>







1-800-GET-ROTO (438-7686)

SAVE THIS INVOICE FOR YOUR GUARANTEE  
SEE BINDING TERMS ON REVERSE

Roto-Rooter  
P.O. Box 83617  
Lincoln, NE 68501-3617  
(402) 489-4801 • (402) 438-7061 Fax  
Master Plumbing License #PMC 254

Operated as an Independent Contractor

DATE OF SERVICE M / D / Y 10 / 3 / 15	LOCATION Lincoln
SERVICE TECHNICIAN'S NAME Jm # 16	
INVOICE NO. 139678	
SEWER & DRAIN <input checked="" type="checkbox"/> PLUMBING <input type="checkbox"/> PUMPING <input type="checkbox"/> INDUSTRIAL <input type="checkbox"/> EXCAVATION <input type="checkbox"/> DRAIN TILE <input type="checkbox"/>	CUSTOMER CLASS <input checked="" type="checkbox"/> RESIDENTIAL <input type="checkbox"/> COMMERCIAL

CUSTOMER NAME Charles Liske		CUSTOMER NO.	
SERVICE ADDRESS 407 South St Seward		APT. NUMBER	
CITY Seward	STATE/PROVINCE NE	ZIP/POSTAL 68434	CUSTOMER PHONE NO. 314-0819
BILLING ADDRESS (IF DIFFERENT FROM SERVICE ADDRESS)		CITY	STATE/PROVINCE ZIP/POSTAL

REPAIR CODE	ESTIMATE AND DESCRIPTION OF WORK TO BE PERFORMED (The approximate starting date is _____, and the approximate completion date is _____. Neither date is guaranteed. Unexpected conditions or problems could cause delays. A definite completion date is not of the essence.)	\$ AMOUNT
0101	Cabled main sewer out 130 ft line didn't open	
401	Camera sewer out 150 ft and locate line Blockage is in City main	

**WORK ORDER AUTHORIZATION** I authorize the services indicated and agree to pay the amounts specified. I have read and agree to the terms on the reverse side, including the limits on Roto-Rooter's responsibility specified in those terms.

(SIGNATURE) \_\_\_\_\_ (PRINT NAME) \_\_\_\_\_

CHANGES TO ESTIMATE I authorize these changes	ADJUSTMENTS/CHANGES IN WORK TO BE PERFORMED (Use additional invoice if needed to describe changes)

COMMENTS

<b>COMPLETION</b> I acknowledge completion of the above described work which has been done to my complete satisfaction. (SIGNATURE) _____ (PRINT NAME) _____ (E-MAIL ADDRESS) _____ Send plumbing tips, product/services information and coupons via email.	LABOR \$ 370.00 PARTS \$ _____ PRODUCTS \$ _____ OTHER \$ 20.00 \$ _____ \$ _____ TAX \$ 24.50 INVOICE TOTAL \$ 374.50
--	---

**PAYMENT**

☐ CASH ☐ CHECK NO. \_\_\_\_\_ \* ☐ CREDIT CARD ☐ NET 10 DAYS

OVER 30 DAYS = LATE CHARGE OF 1 1/2% PER MONTH \* In the event check is returned, the CUSTOMER is responsible for all related bank fees.

NEXT VISIT
------------

PLEASE PAY FROM THIS INVOICE

RESIDENTIAL GUARANTEE	COMMERCIAL GUARANTEE
LABOR	LABOR
<input type="checkbox"/> Main/Branch Lines 6 months	<input type="checkbox"/> Main/Branch Lines 30 days
<input type="checkbox"/> Toilet Auger 7 days	<input type="checkbox"/> Toilet Auger 24 hours
<input type="checkbox"/> Plumbing Repair 6 months	<input type="checkbox"/> Plumbing Repair 90 days
<input type="checkbox"/> Plumbing Replacement 1 year	<input type="checkbox"/> Plumbing Replacement 90 days
<input checked="" type="checkbox"/> Extended Guarantee 1 year	
REASON FOR NO GUARANTEE	

Rely on the experts at Roto-Rooter for complete plumbing and drain services. Call **1-800-GET-ROTO** (438-7686).

Visit us at [rotorooter.com](http://rotorooter.com) for coupons, helpful hints and more. Complete our customer survey at: [rotorooter.com/contact-us/customer-survey](http://rotorooter.com/contact-us/customer-survey).

And, follow us online for news, timely updates, and other plumbing and drain information.

- facebook.com/rotorooter
- twitter.com/rotorooter
- blog.rotorooter.com/blog/rotorooter
- youtube.com/rotorootertv

(Service Technician's Signature)

(Print)

# **City of Seward, NE**

**Tuesday, August 16, 2016**

**Regular Session**

## **Item G6**

### **CONSIDERATION OF AUTHORIZATION TO ADVERTISE FOR QUOTES FOR WATER TREATMENT PLANT REVERSE OSMOSIS MEMBRANES - Bruce Smith**

**Administrative Report:** It is time to replace the filters at the RO plant. Estimated cost is \$135,000. We did receive a grant from the Upper Big Blue NRD for \$37,500 to help with the costs. Following Council review and discussion, a motion to go out for quotes for the filters would be in order.

**Staff Contact:**



**INVITATION FOR QUOTES**  
**Water Treatment Reverse Osmosis Membranes**  
**Seward, Nebraska – 2016**

The Project is described as follows:

Reverse Osmosis Membrane Replacement: Cost for new membranes and installation, as more specifically described in the specifications, for the existing Reverse Osmosis (RO) water treatment plant.

- a. Cost for 276 RO membranes
- b. Permeate meets <1.0 mg/L nitrates/NO<sub>3</sub>
- c. Average Flux Rate of 14 to 15 GFD
- d. Minimum salt rejection 98.0 %
- e. Cost per hour for on-site technician to assist in installation and troubleshooting
- f. Freight cost
- g. RO Membrane scale inhibitor cost and recommendations
- h. Performance and Warranty information
- i. Credit for the City of Seward's Used RO Membranes

Information on the current Reverse Osmosis system and manufacturer may be obtained by contacting Tim Richtig, City of Seward Water/ Wastewater Director 402-643-3433.

The City of Seward, NE will receive quotes until 1:30 p.m., Central Time September 9, 2016, at the City Hall, 537 Main Street, Seward NE, 68434 at which time all quotes will be opened and read. The City of Seward reserves the right to reject any and all quotes and to waive informalities in bids submitted.

# **City of Seward, NE**

**Tuesday, August 16, 2016**

**Regular Session**

## **Item G7**

### **CONSIDERATION THAT ADOPTION OF ORDINANCE NO. 2016-13 BE PRESERVED AND KEPT IN SEPARATE ORDINANCE RECORD - Mayor Eickmeier**

**Administrative Report: Ordinance No. 2016-13, " AN ORDINANCE TO ESTABLISH A DOG PARK IN THE CITY OF SEWARD; ESTABLISH RULES FOR DOG PARKS; AMEND THE POLICE REGULATIONS; REPEALING ALL ORDINANCES AND PARTS OF ORDINANCES IN CONFLICT HEREWITH; AND TO PROVIDE FOR AN EFFECTIVE DATE" was adopted on August 2, 2016.**

**Following adoption of the ordinances within a single meeting, a final motion is made to preserve these records in a separate book of "Ordinances". This additional motion was missed at the August 2, 2016 meeting.**

**Following review and discussion, a motion that the minutes of the proceedings of the Mayor and Council of the City of Seward, Seward County, Nebraska in the matter of passing and approving Ordinance No. 2016-13 on August 2, 2016, be preserved and kept in a separate and distinct volume known as "Ordinance Record, City of Seward, Nebraska" and that said separate and distinct volume be incorporated in and made a part of these proceedings the same as though it were spread at large herein would be appropriate.**

**Staff Contact:**

# **City of Seward, NE**

**Tuesday, August 16, 2016**

**Regular Session**

## **Item G8**

### **CONSIDERATION OF AN ORDINANCE APPROVING THE COMPREHENSIVE PAY PLAN EFFECTIVE DECEMBER 1, 2016 - Bruce Smith**

**Administrative Report:** The updated pay plan ordinance is based on the wage comparability study completed and presented by Capital City Concepts, LLC on July 19, 2016. As written, the ordinance would take effect December 1, 2016.

**Following review and discussion, a motion to adopt said ordinance would be in order.**

**Staff Contact:**

ORDINANCE NO.

AN ORDINANCE TO PROVIDE FOR CLASSIFICATION OF OFFICERS AND EMPLOYEES OF THE CITY OF SEWARD, NEBRASKA; TO PROVIDE FOR LONGEVITY PAY AND PAYMENT OF PART-TIME EMPLOYEES; TO PROVIDE FOR A DATE SUCH CLASSIFICATION AND PAY RANGES OF COMPENSATION SHALL BECOME EFFECTIVE; TO PROVIDE FOR PUBLICATION IN PAMPHLET FORM; TO PROVIDE FOR A TIME WHEN THIS ORDINANCE SHALL TAKE EFFECT.

BE IT ORDAINED BY THE MAYOR AND COUNCIL OF THE CITY OF SEWARD, NEBRASKA:

Section 1. CLASSIFICATION, RANGES OF COMPENSATION. The classification of officers and employees of the City of Seward, Nebraska, pay grades and ranges of compensation for such classification are as follows:

2016-2017 SALARY SCHEDULE  
PAY RANGE RATES  
(A) CLERICAL (HOURLY)

<u>POSITION</u>	<u>MINIMUM</u>	<u>MAXIMUM</u>
Account Clerk III	15.63	20.97
Util Billing Clerk/ Customer Service Representative	14.79	19.62
Account Clerk I	13.46	18.58
Permits Technician	10.75	14.99
Library Assistant II	15.31	20.14
Library Assistant I	12.32	16.06
Library Clerk I	10.67	14.22
Secretary I	14.85	17.85
Aging Services Commission Assistant	11.48	14.10

(B) LABOR & TRADES (HOURLY)

Civic Center Live/in Caretaker	9.04	10.85
Custodian	12.40	17.32
Asst Power Director/Line Crew Chief	25.82	32.86
Lineman First Class	23.45	29.70
Electric Service Technician	21.93	27.29
Electric Seasonal Groundman	18.11	21.78
Meter Reader	15.22	19.69
Assistant Park Director	19.12	23.46
Public Properties Caretaker II/Horticulturist	15.83	19.21
Public Properties Caretaker II	15.44	19.25
Public Properties Caretaker I	14.21	18.91
Public Properties Summer Laborer	9.24	12.46
Street Division Foreman	20.77	26.82
Street Maintenance Worker III	16.08	22.04
Street Maintenance Worker II	14.73	19.78
Street Maintenance Worker I	13.54	17.93
Recycling Center Worker	9.49	13.64

Facility Maintenance Supervisor	21.57	28.81
WW Treatment/Water Plant Operator	18.55	24.66
Senior Utility Maintenance Worker II	19.53	25.98
Utility Maintenance Worker II	17.59	23.69
Utility Maintenance Worker I	15.88	21.15
W/WW Summer Laborer	9.34	11.42
Recreation Summer Laborer	9.03	11.30
Pool Manager	12.60	13.79
Assistant Pool Manager	9.93	11.69
Swim Program Coordinator	9.25	11.29
Lifeguard	9.00	10.32
Pool Office/Concession Wrk	9.00	10.00
Water Safety Instructor	9.00	10.32
Swim Lesson Aide	6.00	6.71
Golf Shop Seasonal Employee	9.03	11.23

(C) PUBLIC SAFETY (HOURLY)

Police Sergeant	22.16	28.75
Police Officer II	19.07	25.56
Police Officer I	18.59	25.00
Administrative Secretary/Records Clerk	14.17	19.07
Community Service Officer	12.56	17.21

(D) SUPERVISORY, TECHNICAL & ADMINISTRATIVE (MONTHLY)

City Administrator	8,934	9,630
Police Chief	5,755	7,058
Public Facilities/Capital Imp/GIS Director	4,848	6,653
Water/Wastewater Director	4,958	6,593
Electric Power/Resource Director	4,950	6,502
Asst. Adm/Clk-Treas/Budget & HR Director	5,200	6,431
St/Transportation/Recycling Supt.	4,599	6,385
Asst. Chief of Police	4,985	5,852
Parks/Recreation/Cemetery/Golf Director	4,826	5,509
Deputy Clerk/Fin Director/Asst. Treasurer	4,547	5,446
Library Director	4,023	4,893
Accountant/Budget Administrator	3,841	4,749
Building Zoning/Code Enforcement Director	3,945	4,727
Golf Course Superintendent	3,898	4,687
Assistant Recreation Director	2,764	3,718
Assistant Library Director	2,947	3,677
Civic Center Manager	2,675	3,234
Golf Shop Manager	2,450	3,077

Section 2. LONGEVITY PAY. Each employee, who is a full-time employee, will, for each two years of service to the City, receive five dollars (\$5.00) per month in addition to the established base pay in his classification as set forth in Section One of this ordinance.

Section 3. COMPENSATION PAYABLE BIWEEKLY. The compensation and salary fixed for the respective officers and employees of the City by this ordinance shall be paid biweekly.

Section 4. PART-TIME EMPLOYEES. Persons employed by the City on a part-time or occasional basis shall be paid on an hourly rate and at such time as shall be fixed by the Mayor and Council by motion.

Section 5. CLASSIFICATIONS EFFECTIVE. The classifications and pay ranges set forth in Section One of this ordinance shall be effective December 1, 2016.

Section 6. REPEAL. Any City of Seward ordinance, resolution, or employee handbook or part of any ordinance, resolution, or employee handbook of the City of Seward, Nebraska in conflict with this Ordinance is hereby repealed to the extent of such conflict.

Section 7. WHEN OPERATIVE. This ordinance shall be effective from and after its approval, passage and publication as required by law and the ordinances of the City.

Passed and approved this \_\_\_\_\_ day of \_\_\_\_\_, 2016.

ATTEST:

THE CITY OF SEWARD, NEBRASKA

\_\_\_\_\_  
Bonnie Otte  
Assistant Administrator  
Clerk/Treasurer  
Budget & Human Resources Director

\_\_\_\_\_  
Joshua Eickmeier, Mayor

2016-2017 (Effective December 1, 2016)												
CLERICAL (HOURLY)												
POSITION	1	2	3	4	5	6	7	8	9	\$ Difference between each step	Average % Between Steps	
ACCOUNT CLERK III	15.63	16.30	16.97	17.63	18.30	18.97	19.64	20.30	20.97	0.67	3.74%	
UTIL BILLING CLK-CUST SERV REP	14.79	15.39	16.00	16.60	17.21	17.81	18.41	19.02	19.62	0.60	3.60%	
ACCOUNT CLERK I	13.46	14.10	14.74	15.38	16.02	16.66	17.30	17.94	18.58	0.64	4.11%	
PERMITS TECHNICIAN	10.75	11.28	11.81	12.34	12.87	13.40	13.93	14.46	14.99	0.53	4.24%	
LIBRARY ASSISTANT II	15.31	15.91	16.52	17.12	17.73	18.33	18.93	19.54	20.14	0.60	3.49%	
LIBRARY ASSISTANT I	12.32	12.79	13.26	13.72	14.19	14.66	15.13	15.59	16.06	0.47	3.37%	
LIBRARY CLERK I	10.67	11.11	11.56	12.00	12.45	12.89	13.33	13.78	14.22	0.44	3.66%	
SECRETARY I	14.85	15.23	15.60	15.98	16.35	16.73	17.10	17.48	17.85	0.38	2.33%	
AGING SERV. COMM. ASSISTANT	11.48	11.81	12.14	12.46	12.79	13.12	13.45	13.77	14.10	0.33	2.60%	
LABOR & TRADES (HOURLY)												
POSITION	1	2	3	4	5	6	7	8	9			
CIVIC CENTER LIVE-IN CRTKR	9.04	9.27	9.49	9.72	9.95	10.17	10.40	10.62	10.85	0.23	2.31%	
CUSTODIAN	12.40	13.02	13.63	14.25	14.86	15.48	16.09	16.71	17.32	0.62	4.27%	
ASST POWER DIR/LINE CREW CHIEF	25.82	26.70	27.58	28.46	29.34	30.22	31.10	31.98	32.86	0.88	3.06%	
LINEMAN 1ST CLASS	23.45	24.23	25.01	25.79	26.58	27.36	28.14	28.92	29.70	0.78	3.00%	
ELEC SERVICE TECHNICIAN	21.93	22.60	23.27	23.94	24.61	25.28	25.95	26.62	27.29	0.67	2.77%	
ELEC. SEASONAL GROUNDMAN	18.11	18.57	19.03	19.49	19.95	20.40	20.86	21.32	21.78	0.46	2.33%	
METER READER	15.22	15.78	16.34	16.90	17.46	18.01	18.57	19.13	19.69	0.56	3.27%	
ASSIST. PARK DIRECTOR	19.12	19.66	20.21	20.75	21.29	21.83	22.38	22.92	23.46	0.54	2.59%	
PUBLIC PROP. CRTKR HORTICUL	15.83	16.26	16.68	17.10	17.52	17.94	18.37	18.79	19.21	0.42	2.45%	
PUBLIC PROP. CARETAKER II	15.44	15.92	16.39	16.87	17.35	17.82	18.30	18.77	19.25	0.48	2.80%	
PUBLIC PROP. CARETAKER I	14.21	14.80	15.39	15.97	16.56	17.15	17.74	18.32	18.91	0.59	3.64%	
PUB PROP SUMMER LABORER	9.24	9.64	10.05	10.45	10.85	11.25	11.66	12.06	12.46	0.40	3.81%	
STREET DIVISION FOREMAN	20.77	21.53	22.28	23.04	23.80	24.55	25.31	26.06	26.82	0.76	3.25%	
STREET MAINT. WORKER III	16.08	16.83	17.57	18.32	19.06	19.81	20.55	21.30	22.04	0.75	4.02%	
STREET MAINT. WORKER II	14.73	15.36	15.99	16.62	17.26	17.89	18.52	19.15	19.78	0.63	3.75%	
STREET MAINT. WORKER I	13.54	14.09	14.64	15.19	15.74	16.28	16.83	17.38	17.93	0.55	3.57%	
RECYCLING WORKER	9.49	10.01	10.53	11.05	11.57	12.08	12.60	13.12	13.64	0.52	4.64%	

POSITION	LABOR & TRADES (HOURLY)											
	1	2	3	4	5	6	7	8	9			
FACILITY MAINTENANCE SUPERV	21.57	22.48	23.38	24.29	25.19	26.10	27.00	27.91	28.81	0.91		3.68%
WW PLANT / WATER PLANT OPER	18.55	19.31	20.08	20.84	21.61	22.37	23.13	23.90	24.66	0.76		3.62%
SENIOR UTIL. MAINT. WORKER II	19.53	20.34	21.14	21.95	22.76	23.56	24.37	25.17	25.98	0.81		3.63%
UTIL MAINT. WORKER II	17.59	18.35	19.12	19.88	20.64	21.40	22.17	22.93	23.69	0.76		3.79%
UTIL MAINT. WORKER I	15.88	16.54	17.20	17.86	18.52	19.17	19.83	20.49	21.15	0.66		3.65%
W/WW SUMMER LABORER	9.34	9.60	9.86	10.12	10.38	10.64	10.90	11.16	11.42	0.26		2.55%
REC SUMMER LABORER	9.03	9.31	9.60	9.88	10.17	10.45	10.73	11.02	11.30	0.28		2.84%
POOL MANAGER	12.60	12.75	12.90	13.05	13.20	13.34	13.49	13.64	13.79	0.15		1.13%
ASST. POOL MANAGER	9.93	10.15	10.37	10.59	10.81	11.03	11.25	11.47	11.69	0.22		2.06%
SWIM PROGRAM COORDINATOR	9.25	9.51	9.76	10.02	10.27	10.53	10.78	11.04	11.29	0.26		2.52%
POOL LIFEGUARD	9.00	9.17	9.33	9.50	9.66	9.83	9.99	10.16	10.32	0.17		1.73%
POOL OFFICE/CONCESSIONS	9.00	9.13	9.25	9.38	9.50	9.63	9.75	9.88	10.00	0.13		1.33%
WATER SAFETY INSTR.	9.00	9.17	9.33	9.50	9.66	9.83	9.99	10.16	10.32	0.17		1.73%
SWIM LESSON AIDE	6.00	6.09	6.18	6.27	6.36	6.44	6.53	6.62	6.71	0.09		1.41%
GOLF SHOP SEASONAL EMPLOYEE	9.03	9.31	9.58	9.86	10.13	10.41	10.68	10.96	11.23	0.28		2.76%
POLICE (HOURLY)												
POSITION	1	2	3	4	5	6	7	8	9			
POLICE SERGEANT	22.16	22.98	23.81	24.63	25.46	26.28	27.10	27.93	28.75	0.82		0.00%
POLICE OFFICER II	19.07	19.88	20.69	21.50	22.32	23.13	23.94	24.75	25.56	0.81		3.31%
POLICE OFFICER I	18.59	19.39	20.19	20.99	21.80	22.60	23.40	24.20	25.00	0.80		3.73%
ADM/SEC RECORDS CLK PD	14.17	14.78	15.40	16.01	16.62	17.23	17.85	18.46	19.07	0.61		3.77%
COMMUNITY SERVICE OFFICER	12.56	13.14	13.72	14.30	14.89	15.47	16.05	16.63	17.21	0.58		3.78%
												4.02%



	SUPERVISORY, TECHNICAL, ADMINISTRATIVE (MONTHLY)												
POSITION	1	2	3	4	5	6	7	8	9				
CITY ADMINISTRATOR	8,934	9,021	9,108	9,195	9,282	9,369	9,456	9,543	9,630	87.10			0.00%
POLICE CHIEF	5,755	5,918	6,081	6,243	6,406	6,569	6,732	6,895	7,058	162.93			0.94%
ASST ADM/CLK-TREAS/BUD/HUMAN	5,200	5,354	5,508	5,661	5,815	5,969	6,123	6,277	6,431	153.83			2.59%
W/WWTW DIRECTOR	4,958	5,162	5,367	5,571	5,776	5,980	6,184	6,389	6,593	204.38			2.69%
ELEC/POWER/ RESOURCE DIRECTOR	4,950	5,144	5,338	5,532	5,726	5,920	6,114	6,308	6,502	193.92			3.63%
PUBL FACIL/CI/GIS DIRECTOR	4,848	5,074	5,299	5,525	5,750	5,976	6,201	6,427	6,653	225.55			3.47%
ST/TRANS/RECYCLING SUPT	4,599	4,823	5,046	5,269	5,492	5,715	5,938	6,162	6,385	223.15			4.03%
ASST CHIEF OF POLICE	4,985	5,093	5,202	5,310	5,418	5,527	5,635	5,743	5,852	108.33			4.19%
PARKS/REC/CEM/GOLF DIRECTOR	4,826	4,911	4,996	5,082	5,167	5,252	5,338	5,423	5,509	85.37			2.02%
LIBRARY DIRECTOR	4,023	4,132	4,241	4,349	4,458	4,567	4,676	4,784	4,893	108.77			1.67%
DEPUTY CLK/FIN/ASST. TREAS.	4,547	4,659	4,771	4,884	4,996	5,109	5,221	5,334	5,446	112.45			2.48%
GOLF COURSE SUPERINTENDENT	3,898	3,997	4,095	4,194	4,292	4,391	4,490	4,588	4,687	98.62			2.28%
ACCOUNTANT/BUDGET ADMINISTRATOR	3,841	3,955	4,068	4,182	4,295	4,409	4,522	4,636	4,749	113.53			2.33%
BLDG/ZONING/CODE ENFORCEMENT	3,945	4,043	4,140	4,238	4,336	4,434	4,531	4,629	4,727	97.72			2.69%
ASST LIB DIRECTOR	2,947	3,038	3,130	3,221	3,312	3,403	3,495	3,586	3,677	91.25			2.29%
ASSISTANT RECREATION DIRECTOR	2,764	2,883	3,003	3,122	3,241	3,360	3,480	3,599	3,718	119.24			2.81%
CIVIC CENTER MANAGER	2,675	2,745	2,814	2,884	2,954	3,024	3,094	3,164	3,234	69.98			3.78%
GOLF SHOP MANAGER	2,450	2,528	2,607	2,685	2,763	2,842	2,920	2,998	3,077	78.33			2.40%
													2.89%

**City of Seward, NE**  
**Tuesday, August 16, 2016**  
**Regular Session**

**Item G9**

**CITY ADMINISTRATOR'S REPORT- City Administrator Smith**

**Administrative Report:** The City Council will receive an update on capital and other on-going projects.

**Staff Contact:**

## CITY ADMINISTRATORS REPORT - 8-16-16

- Department head meetings as well as many individual meetings with employees, council members, and members of the public throughout the weeks.
- The department heads and I had a demonstration from GIS Workshop, a company we currently use for mapping, platting, etc. It was determined after that meeting that we stop using Beehive software which is similar to GIS Workshop. Savings to the City will be approximately \$30,000 per year.
- Attended the 8/2 Council Meeting.
- Bonnie and I met with Paul Grieger of D.A. Davidson to review bond savings. He is on the 8-16 agenda to present a report on the bond sales/ refinancing.
- Bonnie and I had a demo with Accela for a new agenda management program.
- Bluestem Energy Solutions received zoning approval from Seward County Commissioners for the wind turbine.
- Met with Jonathan Jank and representatives of USDA about any grant funding available for the rail campus as well as other projects in Seward.
- Had a preconstruction conference with Bluestem Fiber. They have started construction of their system in Seward.
- There was a group of volunteers from Monsanto that stained shelters at the 4-plex and Plum Creek part as part of a Volunteer Day.
- Attended the summer city employee's picnic at the Library.
- The 2016-2017 Budget continues. Bonnie and I work on the budget every day.

The departments are working on the following projects to name a few:

- Worked with the state on grinding and asphaltting Highway 15.
- Tree trimming.
- Painting school crosswalks.
- Continue with concrete removal and replacement.
- Working with Schmader Electric on the Roberts Street Project.
- Safety meeting with Seward County PPD on pole top rescue.
- Moved overhead transformer 900 block N 6<sup>th</sup>.
- Assisted Hughes Brother for fault current study.
- Energize Owens Building.
- Big Cobb service installation.
- Advertising closed for 2 new police officers. Working on initial background checks.
- Attended Shield and Scale.
- Met with engineers on Tenneco map revision.
- Working on possible new phone system.
- Review City Code Codification possible changes.
- Seward County Justice Center inspections.
- CU - Ruth Dormitory remodel inspections.
- Right-of-way permit reviews.
- Golf Leagues continue.
- High School softball season started.
- Setting poles for the new batting cage on West Field.

- Last summer concert at the Band Shell was held.
- Continue work on the new dog park.
- Summer programs are completed at the Library.
- Working on Preserving Seward County's History project.
- Jetting sewers.
- Painting and repairs at WWTP.
- Worked on specs for RO filters at Water Treatment Plant.
- Working on a security grant application.
- General maintenance of all facilities, doing lots of utility locates.
- Working on wage ordinance.
- Working on 2016-17 budgets.
- Attended the 8-2 City Council Meeting.
- Departments are busy with locates for companies digging in our right of way.

**City of Seward, NE**  
**Tuesday, August 16, 2016**  
**Regular Session**

**Item G10**

**FUTURE REQUESTS FOR COUNCIL AGENDA ITEMS OR  
ADMINISTRATIVE ACTION - Mayor Eickmeier**

**Administrative Report:** This item is to allow Council members an opportunity to request future agenda items. To remain in compliance with the open meetings law, no discussion of an item will be allowed beyond what is necessary to clarify the request.

**Staff Contact:**

**City of Seward, NE**  
**Tuesday, August 16, 2016**  
**Regular Session**

**Item G11**

**MOTION TO ADJOURN**

**Staff Contact:**