

AGENDA

SEWARD CITY COUNCIL MEETING

Tuesday, February 16, 2016 @ 7:00 PM

NOTICE IS HEREBY GIVEN that a meeting of the City Council of the City of Seward, Nebraska will be held at 7:00 PM on Tuesday, February 16, 2016, in the Municipal Building Council Chambers, 142 North 7th Street, Seward, Nebraska, which meeting will be open to the public. The Mayor and City Council reserve the right to adjourn into Closed Session as per Section 84-1410 of the Nebraska Revised Statutes. An Agenda for such meeting, kept continually current, is available at the Office of the City Clerk, 537 Main Street, Seward, Nebraska, during normal business hours. Individuals requiring physical or sensory accommodations, who desire to attend or participate, please contact the City Clerk's Office at 402.643.2928 no later than 3:30p.m. on the Friday preceding the Council Meeting.

City financial claims and related invoices will be available for Councilmember review, audit and voluntary signatures at Council Chambers beginning 30 minutes prior to the scheduled meeting time.

AGENDA ITEMS

CALL TO ORDER – Mayor Eickmeier

PLEDGE OF ALLEGIANCE-MOMENT OF SILENCE - Mayor Eickmeier

DISCLOSURE OF OPEN MEETINGS ACT & OTHER NOTIFICATIONS - Mayor Eickmeier

This is an Open Meeting of the Seward Nebraska Governing Body. The City of Seward abides by the Nebraska Open Meetings Act in conducting business. A copy of the Nebraska Open Meetings Act is displayed on the north wall of this meeting room facility as required. Disclosure of meeting recording processes is posted in the Meeting Room. A participant sign-in sheet is available for use by any Citizen addressing the Council. Presenters shall approach the podium, state their name & address for the Clerk's record and are asked to limit remarks to five minutes. All remarks shall be directed to the Mayor who shall determine by whom any appropriate response shall be made. The City of Seward reserves the right to adjust the order of items on this Agenda if necessary and may elect to take action on any of the items listed.

ROLL CALL - Mayor Eickmeier

1. INTRODUCTIONS, SPECIAL PRESENTATIONS & PROCLAMATIONS - Mayor Eickmeier

- A. Chlancey Dittmer - City Electric Department - Electric Lineman First Class
- B. Andrew Marr - Seward Community Golf Course - Golf Shop Manager
- C. Dan Kahler - Seward Community Golf Course - Golf Course Superintendent

2. CONSIDERATION OF APPROVAL OF DRAFT MINUTES OF FEBRUARY 9, 2016 - Bonnie Otte

3. CONSIDERATION OF CONSENT AGENDA

- A. Claims & Payables Reports
- B. City Clerk-Treasurer Report
- C. Code Director's Report

- D. Seward County Economic Development Corporation Director's Report
- E. Infrastructure Cost Items Reimbursable Back to the City
- 4. **PUBLIC HEARING - 7:00 P.M. - ONE & SIX YEAR STREET IMPROVEMENT PLAN - Julie Ogden**
 - A. Consideration of a Resolution adopting the 2016 One and Six Year Plan for Street Improvement Program
- 5. **PRESENTATION AND CONSIDERATION OF ACCEPTANCE OF AUDITOR'S REPORT FOR YEAR ENDED SEPTEMBER 30, 2015 - Ryan Burger, Gabriel, Burger & Else**
- 6. **CONSIDERATION OF CONSTRUCTION OF A DESIGNATED DOG PARK WITHIN THE CITY - Garrett Kuss, Pat Sanley, Marilyn Varner**
- 7. **CONSIDERATION OF AN ORDINANCE DIRECTING THE CONVEYANCE OF REAL PROPERTY TO THE STATE OF NEBRASKA FOR NATIONAL GUARD MUSEUM - John Hughes**
- 8. **CONSIDERATION OF A RESOLUTION SUPPORTING A NEW ORGANIZATION OF SEWARD COUNTY CHAMBER AND DEVELOPMENT PARTNERSHIP - Bruce Smith**
- 9. **CITY ADMINISTRATOR'S REPORT- Bruce Smith**
- 10. **FUTURE REQUESTS FOR COUNCIL AGENDA ITEMS OR ADMINISTRATIVE ACTION - Mayor Eickmeier**
- 11. **ANNOUNCEMENT OF UPCOMING EVENTS - Mayor Eickmeier**
 - A. February 22 & 23 - Nebraska League of Municipalities Midwinter Conference - Lincoln
 - B. March 9-11 - Nebraska Annual Planning & Zoning Conference - Kearney
- 12. **MOTION TO ADJOURN**

I, Bonnie Otte, the duly appointed, qualified and acting Assistant Administrator/Clerk-Treasurer/Budget & Human Resource Director of the City of Seward, Nebraska, hereby certify:

That the foregoing Notice of Meeting and Agenda for such meeting has been posted in the following places: Seward City Hall, Seward County Courthouse, Seward Memorial Library and CityofSewardNE.com

IN WITNESS WHEREOF, I have hereunto set my hand officially and affixed the seal of the City this 12th day of February, 2016.

Bonnie Otte
Assistant Administrator/Clerk-Treasurer/Budget & Human Resource Director

City of Seward, NE
Tuesday, February 16, 2016
Regular Session

Item G1

**INTRODUCTIONS, SPECIAL PRESENTATIONS &
PROCLAMATIONS - Mayor Eickmeier**

Chlancey Dittmer - City Electric Department - Electric Lineman First Class

Andrew Marr - Seward Community Golf Course - Golf Shop Manager

Dan Kahler - Seward Community Golf Course - Golf Course Superintendent

Staff Contact:

City of Seward, NE
Tuesday, February 16, 2016
Regular Session

Item G2

**CONSIDERATION OF APPROVAL OF DRAFT MINUTES OF
FEBRUARY 9, 2016 - Bonnie Otte**

Administrative Report: A motion to approve the minutes as written or with modifications would be in order.

Staff Contact:

February 9, 2016 (postponed from 2-2-16)

The Seward City Council met at 7:00 p.m. on Tuesday, February 9, 2016 (postponed from February 2, 2016 due to weather conditions), with Mayor Joshua Eickmeier presiding and Assistant Administrator /Clerk-Treasurer /Budget & Human Resources Director Bonnie Otte recording the proceedings. Upon roll call, the following Councilmembers were present: Jon Wilken, Ellen Beck, Sid Kamprath, Dean Fritz, Barbara Pike, John Singleton, and Chris Schmit. Other officials present: City Administrator Bruce Smith and Attorney City Attorney Kelly Hoffschneider. Absent: Dick Hans.

Notice of the meeting was given in advance thereof by the method of communicating advance notice of the regular and special meetings of the City Council of the City of Seward, Nebraska, as stated in Ordinance No. 2015-08, which was adopted on the 5th day of May, 2015; said method stating that the notice of such meeting, with the agenda thereon, be posted in the following places: City Hall, Seward County Courthouse, Municipal Building, and Seward Public Library. The certificate of posting notice is attached to these minutes. Notice of this meeting was simultaneously given to the Mayor and all members of the City Council and a copy of their acknowledgment of receipt of notice and the agenda are attached to these minutes. Availability of the agenda was communicated in the advance notice and in the notice to the Mayor and Council of this meeting. All proceedings hereafter shown were taken while the convened meeting was open to the attendance of the public.

THE PLEDGE OF ALLEGIANCE

Mayor Eickmeier announced that a copy of the Agenda for this meeting is posted on the north wall of the Municipal Building and copies are available on the north wall where a copy of the Open Meetings Act is also posted for public inspection. He also noted that any citizen wishing to address the Council should come to the podium, state their name and address and limit their comments to five minutes. All remarks should be directed to the Mayor/Chairperson, who will then determine who will make any appropriate response. The City of Seward reserves the right to adjust the order of items on this agenda if necessary and may elect to take action on any of the items listed.

1. APPROVAL OF MINUTES OF JANUARY 19, 2016 COUNCIL MEETING

Councilmember Pike moved, seconded by Councilmember Singleton, that the minutes of the January 19, 2016 City Council meeting be approved.

Aye: Wilken, Pike, Fritz, Schmit, Kamprath, Beck, Singleton

Nay: None

Absent: Hans. Motion carried.

2. CONSENT AGENDA CONSIDERATION ITEMS

Councilmember Singleton moved, seconded by Councilmember Pike, that the following Consent Agenda items be approved in one single motion:

- A. Claims & Payables Reports
- B. City Codes Director Report
- C. Infrastructure Cost Items Reimbursable Back to the City.

CLAIMS LIST
2-9-16
COUNCIL MEETING

Abbreviations: Bu, Building Upkeep; Eq, Equipment; Ex, Expense; Ma, Maintenance; Mi, Mileage; Misc, Miscellaneous; Re, Repairs; Sa, Salaries, Se,

February 9, 2016 (postponed from 2-2-16)

Services; Su, Supplies; Ut, Utilities, CI, Capital Improvements; GU, Grounds Upkeep.

Aldrich Melvin L	Misc	17.00
All Makes Office-Omaha	Re	312.00
Alliance Technologies	Se, Eq	3,051.21
Ameritas Life Insurance Co	Ins	5,530.41
Blue River Jewelry	Se	13.00
Chase Card Service		1,518.01
Walmart	Su	215.73
Fantasy Nails & Spa	Employee Awards	110.00
Scheels	Employee Awards	170.00
Skeeter Barnes	Meals	24.83
Menards	Employee Awards	170.00
Amazon	Su, Eq	376.11
Workingpersonstore.com	Uniform	79.98
DHHS Licensing	Exp	115.00
DNH*GoDaddy.com	Exp	166.37
TCE*HRDirect.com	Su	89.99
City Seward Buildings/Grounds	Operations	3,000.00
City Seward Electric Fund	Ut	38,685.26
City Seward Library Petty	Su, Bu	117.69
City Seward Payroll Account	Payroll	110,894.76
City Seward Petty Cash Fund	Su, Misc	205.67
Commonwealth Electric Co	Eq	2,799.38
Continental Fire/Alarm/De	Bu	781.25
Danko Emergency Equipment	Eq	2,837.47
Delta Dental	Ins	1,361.45
Donnelley R R	Su	34.83
Fastenal Company	Su, Gu, Bu	324.04
Fire Station Outfitters	Furniture	2,820.00
Fyr-Tek	Su	290.00
Gerhold Concrete Co Inc	Bu, Re	3,066.01
Graybar	Su	1,025.66
Great Plains Communication	Ut	586.00
Hawkins Inc	Su	819.22
Hughes John	Mi	56.16
Husker Electric Supply Co	Su	16.06
Int'L Assoc Property & Ev	Dues	50.00
Jackson Services Inc	Ma	82.26
Kriz-Davis Co	Re, Su	2,742.11
Logic Inc	Su	1,267.00
Matheson Tri-Gas Inc	Su	24.20
Mattson Ricketts Law Firm	Se	4,000.00
Menards	Eq, Su	205.20
Merle'S Garden Center	Ma	1,335.36
Meyer Automotive	Su	109.88
Mid-American Benefits Inc	Ins	833.56
Midwest Service & Sales	Su	3,252.60

February 9, 2016 (postponed from 2-2-16)

Midwest Turf & Irrigation	Re	228.10
Municipal Supply Nebraska	Re	133.20
Nebraska Environmental	Re	7,967.95
Nebraska Equipment Inc	Re, Su	259.88
Nebraska Health Environment	Ses	198.00
Olsson Associates	Se	8,123.49
O'Reilly Auto Parts	Re, Su	213.39
Orscheln Farm & Home	Su, Re	147.94
Pitney Bowes Inc	Se	105.00
Plains Equipment Group In	Re	572.14
Pollak Douglas W	Uniform	24.52
Precision Tool & Machine	Su	35.00
Principal Financial Group	Ins	667.86
Richters Inc	Bu	258.69
Sam'S Club (Lib-Rec-Pool)	Bu, Eq	248.54
Sam'S Club (Sen Center)	Su	10.08
Skarshaug Testing Laboratory	Uniform	934.64
Smith Bruce	Ex, Meal, Mi	164.16
U S Cellular	Se	228.49
U S Postal Service	Su	4,500.00
United Health Care	Ins	48,443.01
	CLAIMS TOTAL	\$267,528.79

Aye: Fritz, Wilken, Beck, Singleton, Pike, Schmit, Kamprath

Nay: None

Absent: Hans. Motion carried.

Mayor Eickmeier stated that he is rearranging the order of the agenda and bringing Agenda Item #6 up as the next item due to the presenter having another meeting obligation this evening.

6. PRESENTATION OF LIBRARY ANNUAL REPORT

Becky Baker, Library Director presented the 2015 annual library report. She stated the library is becoming much more than just a book depository; it is a community center with a lot of programming for all ages.

Councilmember Wilken moved, seconded by Councilmember Beck, that the 2015 annual library report be accepted.

Aye: Pike, Singleton, Schmit, Wilken, Beck, Kamprath, Fritz

Nay: None

Absent: Hans. Motion carried.

3. CONFIRMATION OF MAYOR'S APPOINTMENTS

Councilmember Schmit moved, seconded by Councilmember Singleton, that the Mayor's appointment of Jim Placke (replace Mel Bolte) and reappointment of Lana Urban and Andrea Baack to each serve a three-year term on the Park and Recreation Board be approved.

Aye: Fritz, Wilken, Beck, Singleton, Pike, Schmit, Kamprath

Nay: None

Absent: Hans. Motion carried.

February 9, 2016 (postponed from 2-2-16)

Councilmember Pike moved, seconded by Councilmember Fritz, that the Mayor's reappointment of Jeannie Jeary and Roger Hans to each serve a two-year term on the Seward Aging Services Commission be approved.

Aye: Fritz, Wilken, Beck, Singleton, Pike, Schmit, Kamprath

Nay: None

Absent: Hans. Motion carried.

Councilmember Beck moved, seconded by Councilmember Kamprath, that the Mayor's reappointment of Stan Obermueller to serve a three-year term on the Citizen Advisory Review Committee (Economic Development Plan) be approved.

Aye: Fritz, Wilken, Beck, Singleton, Pike, Schmit, Kamprath

Nay: None

Absent: Hans. Motion carried.

Councilmember Wilken moved, seconded by Councilmember Fritz, that the Mayor's reappointment of Rick Endicott to serve a three-year term on the Civic Center Commission be approved.

Aye: Fritz, Wilken, Beck, Singleton, Pike, Schmit, Kamprath

Nay: None

Absent: Hans. Motion carried.

Councilmember Schmit moved, seconded by Councilmember Pike, that the Mayor's appointment of Jeremy Tonniges (replace Tom Spunaugle) and reappointment of Clarence Kotera and Kevin Gustafson to each serve a three-year term on the Planning Commission be approved.

Aye: Fritz, Wilken, Beck, Singleton, Pike, Schmit, Kamprath

Nay: None

Absent: Hans. Motion carried.

Councilmember Fritz moved, seconded by Councilmember Pike, that the Mayor's reappointment of Brad Perdue to serve a five-year term on the Housing Authority be approved.

Aye: Fritz, Wilken, Beck, Singleton, Pike, Schmit, Kamprath

Nay: None

Absent: Hans. Motion carried.

Councilmember Schmit moved, seconded by Councilmember Wilken, that the Mayor's reappointment of Dan Brumm to serve a two-year term as Assistant Fire Chief be approved.

Aye: Fritz, Wilken, Beck, Singleton, Pike, Schmit, Kamprath

Nay: None

Absent: Hans. Motion carried.

4. PUBLIC HEARING - 7:00 P.M. - PRESENTATION AND DISCUSSION OF FUNCTIONING AND PROGRESS OF THE SEWARD ECONOMIC DEVELOPMENT PLAN

Greg Walz addressed the Council stating the Citizens Advisory Review Committee conducted their semi-annual review on January 13, 2016 of the actions taken by the LB 840 Application Review Committee. The report indicated funds are growing as monthly receipts outpace uses at this time, as funds may be appropriate for a larger project in the future. This was not a concern for the Committee. The Committee felt the Economic Development Plan is operating as intended.

February 9, 2016 (postponed from 2-2-16)

Mayor Eickmeier opened the public hearing. Hearing no comments, Mayor Eickmeier closed the public hearing.

Councilmember Schmit moved, seconded by Councilmember Singleton, that the Semi-Annual Report from the Citizens Advisory Review Committee on the functioning and progress of the Seward Economic Development Plan be approved.

Aye: Pike, Singleton, Schmit, Wilken, Beck, Kamprath, Fritz

Nay: None

Absent: Hans. Motion carried.

5. CONSIDERATION OF REQUEST BY THE SEWARD SWIM CLUB TO BUILD A STORAGE FACILITY ON CITY POOL PROPERTY

Richard Goecke addressed the City Council on behalf of the Seward Swim Club requesting to place a 12' X 16' pre-built storage building on the City pool property site. He stated the building will be used to store the swim club's equipment and could easily be removed, upon the City's request. He stated there will be no windows in the building and keyed access would be limited. The Swim Club had a storage trailer on the site in the past and they did not experience any problems with vandalism. Park/Recreation/Cemetery/Golf Director Steve Ferguson stated he supported the request. The City Council requested that the City be given a key to the building for emergency purposes.

Councilmember Fritz moved, seconded by Councilmember Beck, that the Seward Swim Club be authorized to place a pre-built storage facility on City pool property.

Aye: Pike, Singleton, Schmit, Wilken, Beck, Kamprath, Fritz

Nay: None

Absent: Hans. Motion carried.

7. CONSIDERATION OF REQUEST BY SEWARD CHAMBER FIRST IMPRESSIONS COMMITTEE TO ERECT A SIGN ON CITY PROPERTY - EAST HWY 34

Clarence Wattier addressed the City Council on behalf of the Seward Area Chamber of Commerce First Impressions Committee, as a follow-up to the October 6, 2015 City Council meeting request to install a "Welcome to Seward" sign on east Hwy 34, when the City Council requested the Committee investigate alternative locations. Mr. Wattier stated the Committee revisited other sites per the City Council request, but still believe this is the best site. He stated the sign and the flags would create a very good first impression, the proposed site is owned by the City, and there is electricity available at this location for the LED lighting.

Councilmember Singleton stated he would like to see the new sign placed in the current location (replace current sign) and would like the Committee to check into the easement and get approval from NDOR and then return to the Council with the updated request.

There was discussion around the uncertainty of owner of the current sign and landowner and arrangement for the sign. Recollection was it was paid for by the Chamber of Commerce and individual organizations who attached their names to the sign. There was also thought that the land in which the sign was constructed was on private land with some type of easement. There were additional comments that the current signage is out of the floodplain (proposed location is in floodplain) and that the Nebraska Department of Roads (NDOR) may have to be involved as they approved placement of the original sign.

City Attorney Hoffschneider stated there may be a "monument easement" for the current sign, which could be determined through a limited title search.

February 9, 2016 (postponed from 2-2-16)

Mayor Eickmeier asked if there were any other requests from the Council for this Committee, since this is the second time they have been before the Council with their request.

Councilmember Fritz requested cost estimates to provide electricity to the current sign location and Councilmember Wilken requested the current organizations attached to the sign be notified of the proposal to replace the sign, and that their organizations would not be represented on the current sign.

Councilmember Singleton moved, seconded by Councilmember Schmit, that a limited title opinion be ordered for the current welcome sign location on east Hwy 34 in consideration of replacing this sign with a new Welcome to Seward sign, as proposed by the Seward Chamber of Commerce First Impressions Committee.

Aye: Pike, Singleton, Schmit, Wilken, Beck, Kamprath, Fritz

Nay: None

Absent: Hans. Motion carried.

8. CONSIDERATION OF SUPPORTING NEW ORGANIZATION OF SEWARD COUNTY CHAMBER & DEVELOPMENT PARTNERSHIP

Jessica Kolterman, 1059 Plainview presented the Seward County Chamber & Development Partnership new organization proposal. She stated the intent is to combine the Seward Chamber of Commerce, the Seward Area Development Corporation (SADC) and the Seward County Economic Development Corporation (SCEDC) into one organization, with additional collaboration of the Seward County Visitors Committee, Milford Chamber of Commerce, Utica Commercial Club, Seward Housing Development Corporation and Seward Arts Council. She added that this process began with the resignation of the Chamber Executive Director, followed by several discussions and attempts to merge organizations or at least to co-locate. She said several meetings were held with many vision group volunteers and the end result was the creation of a unified vision statement for Seward County. She stated there is buy-in from the organizations and many Chamber members and the proposed Chamber organization is modeled from those in York, Wayne, North Platte, Lincoln, and Columbus. She said the plan is to retain the current funding requests from the City. She stated that the plan is to have a President or CEO for the entire organization (not specific to Chamber or economic development functions), but to have other staff that would work with each Council or Board for economic development needs.

Kathy Evert, Interim Chamber of Commerce Executive Director, stated that this proposal combines the Chamber, SCECD and SADC; the remaining five organizations would retain their own identities and corporate status, but collaborate with the new organization.

Councilmember Kamprath commented that it appeared misrepresented that there are eight organizations joining together into the new organization; however, in reality there are only the three.

Mayor Eickmeier commented that the idea behind the proposed structure is sharing of resources. This organization serves as an umbrella. He said there has been concern in the past that organizations across the County were duplicating some services. This would provide a communication resource and potentially a sharing of employees for increased efficiency.

Councilmember Kamprath stated the City would be a major funding source for this new organization, but he has concerns about the SADC's current financial liability/indebtedness and that the debt would become the liability of the new organization.

February 9, 2016 (postponed from 2-2-16)

Max Wake, 136 N Columbia addressed the concern stating that several years ago, SADC was involved in the relocation of an industry to Seward, but that company left, which resulted in a vacant building owned by the SADC. SADC shows a positive net worth on the building and has the building partially leased to Health and Human Services who are employing people in Seward and the lease payments exceed the debt payment. He said there is still a portion of the building available for rent, which would increase the positive net.

Councilmember Kamprath also inquired about current activities of the SADC. He stated he was not aware that they are actively involved in economic development. He said it appears this restructure is a way for the SADC to dissolve their debt into a larger organization.

Mr. Wake responded that the SADC has not been active in economic development and is one reason for the merge. He said before SADC, there were competing economic development areas. Creation of the SADC was an attempt to coordinate economic development efforts. He said the intent has always been for the SADC to be replaced by the SCEDC. He said there is no reason to have both organizations. He said the SADC was to be a fallback if the SCEDC went away, but SADC has not gone away because there were some funding concerns.

Councilmember Schmit inquired what would happen with the current Chamber employees at which Ms. Kolterman stated, after the CEO is hired, it will be the responsibility of that position to determine what staff is needed and would fill those positions according to his/her and the organization's needs.

Ms. Evert stated there was a unanimous vote by the Chamber members at the annual business meeting in support of the new organization.

Councilmember Beck inquired whether the City would be asked to provide additional funding to the new organization in the current budget year, at which Ms. Kolterman responded no additional funding will be requested; however, the organization would be requesting the same allocation in the City's next budget year.

There was considerable discussion about the proposed resolution in support of the new organization, the role of the Councilmember who would be appointed to the organization board and whether they would just be appointed for the organizational meeting or whether this person would serve on the Board of Directors, and the establishment of a new funding agreement. Ms. Evert stated it was their understanding the person appointed would serve on both the organizational meeting and the Board of Directors.

Councilmember Schmit stated he is excited about the vision of the new organization; however, he is not interested in a long-term commitment of funding without the opportunity to see what the organization is able to accomplish. He said he is willing to give them a shot, but is not in favor of adopting a resolution at this point.

Mayor Eickmeier stated he would like the City to have an ex-officio representative on the Board for informational purposes. He said there may be items that come before the board that an administrative ex-officio person (Mayor or City Administrator) may be able to provide the best response.

Councilmember Pike moved, seconded by Councilmember Fritz to adopt the vision statement and guiding principle of the new organization of Seward County Chamber and Development Partnership.

Aye: Fritz, Pike, Singleton, Wilken, Beck, Schmit, Kamprath

February 9, 2016 (postponed from 2-2-16)

Nay: None

Absent: Hans. Motion carried.

Councilmember Kamprath moved, seconded by Councilmember Schmit, that should the new organization of Seward County Chamber and Development Partnership form, the assignment of existing funding agreements (Chamber of Commerce and Seward County Economic Development Corporation) by the new organization, be approved.

Aye: Fritz, Pike, Singleton, Wilken, Beck, Schmit, Kamprath

Nay: None

Absent: Hans. Motion carried.

Councilmember Pike moved, seconded by Councilmember Singleton, that Mayor Eickmeier's appointment of Councilmember Chris Schmit to be the organizational meeting representative of the Seward County Chamber and Development Partnership be approved.

Following a brief discussion of the other committees to which Councilmember Schmit is currently serving on and Councilmember Beck's interest in serving on this committee, Councilmember Pike withdrew her motion to approve Mayor Eickmeier's appointment of Councilmember Schmit to the organizational meeting of the Seward County Chamber and Development Partnership, followed by the withdrawal of second by Councilmember Singleton.

Councilmember Pike moved, seconded by Councilmember Kamprath, that Mayor Eickmeier's appointment of Councilmember Ellen Beck to be the organizational meeting representative of the Seward County Chamber and Development Partnership be approved.

Aye: Fritz, Pike, Singleton, Wilken, Beck, Schmit, Kamprath

Nay: None

Absent: Hans. Motion carried.

Mayor Eickmeier stated the proposed resolution will be reworked and drafted for the City Council meeting on February 16, 2016.

Diana Garske, 432 S Columbia Avenue, addressed the Council stating she is a representative of the Seward County Board and indicated the County voted to support the new organization. She stated economic development is in an evolving state and this new organization is another step in the right direction.

9. CONSIDERATION OF APPROVAL OF REVISED JOB DESCRIPTION FOR ACCOUNTING ASSISTANT/BUDGET ADMINISTRATOR

City Administrator Smith stated that following additional discussions with the City Auditor and a meeting with the Personnel, Finance & Audit Committee, it is the right time to pursue hiring a full-time accounting position. He stated funding for the position is in the current budget and is recommending approval of the revised job description and to advertise the position.

Councilmember Chris Schmit stated the Personnel, Finance & Audit Committee reviewed the job description and, with the recommendation of the City Auditor, support the position.

Councilmember Kamprath moved, seconded by Councilmember Wilken, that the revised job description for Accounting Assistant/Budget Administrator be approved.

Aye: Fritz, Pike, Singleton, Wilken, Beck, Schmit, Kamprath

February 9, 2016 (postponed from 2-2-16)

Nay: None

Absent: Hans. Motion carried.

10. CONSIDERATION FOR APPROVAL OF A REQUEST FOR PROPOSAL FOR CONSULTANT TO CONDUCT A WAGE AND BENEFIT COMPARABILITY STUDY

City Administrator Smith stated the last full wage and benefit comparability study was conducted in 2012 and he is requesting approval for a Request for Proposals for hiring a consultant to conduct a wage and benefit comparability study to be used for the next budget.

Councilmember Singleton left the meeting at 8:16 p.m.

Councilmember Schmit moved, seconded by Councilmember Kamprath, that the Request for Proposal to contract with a consultant to conduct a wage and benefit comparability study be approved.

Aye: Fritz, Pike, Singleton, Wilken, Beck, Schmit, Kamprath

Nay: None

Absent: Hans, Singleton. Motion carried.

11. CITY ADMINISTRATOR REPORT

Councilmember Wilken moved, seconded by Councilmember Schmit, that the City Administrator's Report dated February 2, 2016 be accepted.

Aye: Fritz, Pike, Singleton, Wilken, Beck, Schmit, Kamprath

Nay: None

Absent: Hans, Singleton. Motion carried.

Councilmember Singleton returned to the meeting at 8:21 p.m.

12. FUTURE REQUESTS FOR COUNCIL AGENDA ITEMS OR ADMINISTRATIVE ACTION

None.

13. ANNOUNCEMENT OF UPCOMING EVENTS

February 5 - Annual City Employee Recognition Event - Nate's on the Nine
- 6:00 p.m.

February 22 & 23 - League of Nebraska Municipalities Midwinter Conference

March 9-11 - Nebraska Annual Planning & Zoning Conference

14. MOTION TO ADJOURN

Councilmember Singleton moved, seconded by Councilmember Pike, that the February 9, 2016 City Council Meeting be adjourned.

Aye: Fritz, Wilken, Beck, Singleton, Pike Schmit, Kamprath

Nay: None

Absent: Hans. Motion carried.

THE CITY OF SEWARD, NEBRASKA

Joshua Eickmeier, Mayor

Bonnie Otte
Assistant Administrator
Clerk-Treasurer
Budget & Human Resources Director

City of Seward, NE
Tuesday, February 16, 2016
Regular Session

Item G3

CONSIDERATION OF CONSENT AGENDA

Claims & Payables Reports

City Clerk-Treasurer Report

Code Director's Report

Seward County Economic Development Corporation Director's Report

Infrastructure Cost Items Reimbursable Back to the City

Administrative Report: After review of listed Consent Agenda items and supporting documents/reports, one motion to approve the consent agenda would be in order. Council may choose to pull any item from the Consent Agenda and consider/act on it separately.

Staff Contact:

CLAIMS LIST
2-16-16
COUNCIL MEETING

Abbreviations: Bu, Building Upkeep; Eq, Equipment; Ex, Expense; Ma, Maintenance; Mi, Mileage; Misc, Miscellaneous; Re, Repairs; Sa, Salaries, Se, Services; Su, Supplies; Ut, Utilities, CI, Capital Improvements, Gu, Grounds Upkeep.

Alamar Uniforms	Uniforms	285.45
Amazon.Com Credit Service	Su	765.10
Ameritas Life Insurance C	Ins	5,622.72
Baker & Taylor	Su	2,620.40
Barco Municipal Products	Re	315.00
Bender Matthew & Co Inc	Su	235.10
Black Hills Energy	Ut	2,122.47
Burlington Northern Santa	Misc	2,387.73
Capital Business-Cheyenne	Ex	91.00
Capital Business-Dallas	Ma	225.00
Cash-Wa Distributing Co	Su	739.99
Cattle National Bank/Trus	Eq	12,957.84
Central States Hydraulic	Re	859.42
City Seward Comm Golf Cou	Misc	300.00
City Seward Library Petty	Su	144.83
City Seward Merchant Serv	Se	2,846.93
City Seward Payroll Accou	Payroll	111,604.60
Cloth Paper Scissor Maga	Su	19.95
Constellation Newengergy	Ut	1,988.49
Danko Emergency Equipment	Eq, Re	10,158.44
Diamond Vogel Paint Cente	Bu	159.16
Dittmar Craig	Misc	50.00
Dutton-Lainson Co	Ci	34,600.00
Electric Pump	Eq	310.90
Electronic Contracting Co	Se	321.00
Emergency Medical Product	Su	473.40
Farmers Coop Seward	Re, Su	2,557.52
Fast Mart	Su	142.09
Fastenal Company	Su, Re	855.92
Garrett-Johnson Allison	Misc	400.00
General Fire & Safety Equ	Bu	123.85
Gerhold Concrete Co Inc	Su	1,165.58
Graham Tire	Re	109.31
Great Plains Game & Fish	Su	40.00
H & S Plumbing Heating &	Bu, Ma	1,865.39
Hall'S Safety Equipment C	Eq	786.00
Hamilton Equipment Compan	Eq	11,500.00
Helmlink Printing Inc	Su	14.00
Herpolsheimer'S Inc	Re	38.01
Heyen'S Service & Custom	Re	27.20
Hobson Automotive & Tire	Re	81.29
Husker Electric Supply Co	Re	181.90

I E S Commercial Inc	Ci	27,370.95
Jackson Services Inc	Ma	33.00
Kriz-Davis Co	Su	28.60
Last Mile Network Consult	Se	90.00
Latsch'S	Su	57.47
Lincoln Winwater Works	Su	294.92
Matheson Tri-Gas Inc	Su	105.54
Mechanical Sales Inc	Bu	185.00
Memorial Health-Drug	Se	422.00
Memorial Health-Meals	Su	2,283.27
Menards	Gu, Bu	341.08
Mid-American Benefits Inc	Ins	530.84
Midwest Auto Parts	Su	148.99
Midwest Laboratories Inc	Se	692.83
N M C Exchange Inc	Re	584.00
Nate'S On The Nine	Awards Dinner	2,044.22
Nebraska Code Officials	Dues	100.00
Nebraska Health Environme	Se	210.00
Nebraska Pub Pow-Desmoine	Misc, Ut	532,167.76
Nebraska Treasurer	Misc	101.85
Niemann'S Port-A-Pot Llc	Ma	100.00
Nifco Mechanical Systems	Se	150.00
O C L C Inc	Se	180.69
One Call Concepts Inc	Se	24.96
One Source Background Che	Se	38.00
O'Reilly Automotive Inc	Su, Re	736.94
Orscheln Farm & Home	Gu, Su, Re	932.40
Otte Donna	Mi	32.40
Outdoor Life Magazine	Su	29.97
Pac 'N' Save Discount Foo	Su	97.88
Pankoke Henry W	Se	220.00
Pearson Counseling & Cons	Se	350.00
Peery, Jan	Misc	25.00
Plains Equipment Group In	Su	71.98
Quill Corp	Su	503.39
Ranger Rick Jr Magazine	Su	19.95
Sam'S Club (Lib-Rec-Pool)	Su	121.47
Sam'S Club (Sen Center)	Su, Bu	434.93
Seward Appliance Repair	Bu	75.00
Seward Area Chamber Comme	Ex	705.00
Seward County Clerk/Reg D	Se	28.00
Seward County Independent	Se	592.25
Seward County Public Powe	Ut	1,956.99
Seward County Treasurer	Se	15,188.50
Seward Lumber & Home Cent	Su, Bu	1,359.66
Seward School District	Misc	180.00
Sirchie Fingerprint Labor	Su	144.57
Skarshaug Testing Laborat	Se	76.73
Sommerfeld Allison N	Meals	16.47

Southeast Library System	Trng		20.00
Storey Kenworthy / Matt P	Su		1,031.82
Supplyworks	Su		462.27
Teen Vogue Magazine	Su		10.00
Time Warner Cable	Se		80.69
Title Services Of Blue Va	Ci		349,007.58
Trans-Alarm Inc	Se		324.00
U S Postal Service	Su		168.00
Verizon Wireless	Se		182.79
Visa - Pinnacle Bank			57.74
Mattice Lock & Safe	Bu	22.50	
Walmart	Su	28.24	
Treat Yourself	Misc	7.00	
Waste Connections	Ma		560.00
Wesco Distribution Inc	Re		699.78
Windstream Nebraska Inc	SE		2,412.18
Zee Medical Service Inc	Su		433.10
Claims Total			<u>\$1,159,728.38</u>

CLERK-TREASURER'S REPORT	MONTH OF:	JANUARY, 2016				
VARIANCE AT: 33%						
	REVENUE	CURRENT YTD		UNEXPENDED	PREVIOUS YTD	DIFFERENCE
DEPARTMENT	BUDGET	REVENUE	VARIANCE	BALANCE	REVENUE	B/W BUDGET YEARS
ELECTRIC	\$9,756,000.00	\$2,845,546.75	29.17%	\$6,910,453.25	\$ 2,992,874.74	-\$ 147,327.99
ELEC BOND PYMT						
WATER	\$1,778,350.00	\$519,753.01	29.23%	\$1,258,596.99	\$ 513,424.31	\$ 6,328.70
WATER BOND PYMTS						
WATER SINKING FUND	\$20,000.00	\$0.00	0.00%	\$20,000.00	\$ 0.00	
WASTEWATER TREATMENT	\$1,404,960.00	\$435,649.31	31.01%	\$969,310.69	\$ 446,508.41	-\$ 10,859.10
WWTW BOND PYMT						
WWTW SINKING FUND	\$15,000.00	\$0.00	0.00%	\$15,000.00		
TOTAL UTILITIES	\$12,974,310.00	\$3,800,949.07		\$9,173,360.93	\$ 3,952,807.46	-\$ 151,858.39
CAPITAL PROJECTS	\$8,492,422.00	\$504,277.47	5.94%	\$7,988,144.53	\$ 487,228.52	\$ 17,048.95
LEGISLATIVE (LESS DONATIONS)						
DONATIONS						
LEGAL						
POLICE	\$5,700.00	\$2,373.24	41.64%	\$3,326.76	\$ 2,071.16	\$ 302.08
E911						
POLICE EQUITABLE SHARING	\$10,000.00	\$0.00	0.00%	\$10,000.00	\$ 3,813.00	-\$ 3,813.00
STREET	\$883,046.00	\$307,224.88	34.79%	\$575,821.12	\$ 304,772.30	\$ 2,452.58
DEBT SERVICE	\$516,001.00	\$265,120.71	51.38%	\$250,880.29	\$ 454,350.24	-\$ 189,229.53
RAIL CAMPUS	\$4,134,000.00	\$0.00	0.00%	\$4,134,000.00	\$ 2,625.00	-\$ 2,625.00
CDBG ECON. DEV. LOAN FUND	\$11,465.00	\$3,809.95	33.23%	\$7,655.05	\$ 3,807.38	\$ 2.57
CDBG AFFORD HOUSING	\$12,800.00	\$9,553.00	74.63%	\$3,247.00	\$ 0.00	\$ 9,553.00
CDBG RURAL ENTERPRISE ASST		\$0.00			\$ 0.00	\$ 0.00
CDBG RAIL SITE					\$ 0.00	
BLDGS & GRDS (CITY HALL)	\$36,000.00	\$11,000.00	30.56%	\$25,000.00	\$ 8,000.00	\$ 3,000.00
CIVIC CENTER	\$272,938.00	\$39,837.33	14.60%	\$233,100.67	\$ 50,659.48	-\$ 10,822.15
LIBRARY (LESS BLDG. IMPRV)	\$34,500.00	\$10,979.47	31.82%	\$23,520.53	\$ 13,254.92	-\$ 2,275.45
LIBRARY BLDG IMPRVMTS					\$ 0.00	
PUBLIC PROPERTIES	\$37,119.00	\$1,411.38	3.80%	\$35,707.62	\$ 1,496.06	-\$ 84.68
CEMETERY	\$40,000.00	\$9,775.00	24.44%	\$30,225.00	\$ 11,600.00	-\$ 1,825.00
GOLF COURSE	\$250,000.00	\$0.00	0.00%	\$250,000.00	\$ 0.00	\$ 0.00
NEW PARK DEVELOPMENT	\$38.00	\$5,374.68	14143.89%	-\$5,336.68	\$ 11.93	\$ 5,362.75
NEW CEMETERY DEVELOPMENT	\$160,000.00	\$36,009.28	22.51%	\$123,990.72	\$ 0.00	\$ 36,009.28
GUTHMAN TRUST - REGULAR	\$250.00	\$61.16	24.46%	\$188.84	\$ 61.17	-\$ 0.01
GUTHMAN TRUST - PAVING	\$20.00	\$5.18	25.90%	\$14.82	\$ 5.22	-\$ 0.04
PERPETUAL CARE - PRINCIPAL	\$4,500.00	\$1,100.00	24.44%	\$3,400.00	\$ 1,200.00	-\$ 100.00
PERPETUAL CARE - INTEREST	\$150.00	\$44.95	29.97%	\$105.05	\$ 43.59	\$ 1.36
BLDGS & GRDS (OTHER)		\$0.00			\$ 0.00	\$ 0.00
BUILDING INSPECTION	\$95,450.00	\$23,121.91	24.22%	\$72,328.09	\$ 15,805.20	\$ 7,316.71
FIRE (LESS DONATIONS)	\$50,050.00	\$30.63	0.06%	\$50,019.37	\$ 37.04	-\$ 6.41
FIRE DONATIONS	\$100,000.00	\$0.00	0.00%	\$100,000.00	\$ 0.00	\$ 0.00
FIRE EQUIPMENT SINKING FUND	\$60,550.00	\$39,998.16	66.06%	\$20,551.84	\$ 6,601.62	\$ 33,396.54
TREE BOARD	\$2,500.00	\$0.00	0.00%	\$2,500.00	\$ 0.00	\$ 0.00
PLANNING COMMISSION	\$5,100.00	\$1,445.00	28.33%	\$3,655.00	\$ 522.00	\$ 923.00
DOWDING POOL (LESS DONATIONS)	\$75,050.00	\$135.51	0.18%	\$74,914.49	\$ 135.51	\$ 0.00
POOL DONATIONS	\$0.00	\$0.00	0.00%	\$0.00	\$ 0.00	\$ 0.00
CONCESSION STAND	\$800.00	\$506.71	63.34%	\$293.29	\$ 437.62	\$ 69.09
SWIMMING LESSONS	\$12,000.00	\$0.00	0.00%	\$12,000.00	\$ 0.00	\$ 0.00
RECREATION	\$286,600.00	\$6,626.70	2.31%	\$279,973.30	\$ 6,109.45	\$ 517.25
SENIOR CENTER	\$73,025.00	\$21,950.24	30.06%	\$51,074.76	\$ 25,254.42	-\$ 3,304.18
SENIOR SHUTTLE	\$3,415.00	\$1,065.72	31.21%	\$2,349.28	\$ 1,117.75	-\$ 52.03
RECYCLING	\$17,500.00	\$1,543.70	8.82%	\$15,956.30	\$ 2,444.10	-\$ 900.40
ECONOMIC DEVELOPMENT	\$188,437.00	\$63,417.14	33.65%	\$125,019.86	\$ 60,728.40	\$ 2,688.74
TAX INCREMENT FINANCING	\$10,979,761.00	\$13,536.80	0.12%	\$10,966,224.20	\$ 989,738.28	-\$ 976,201.48
GENERAL REVENUES**		\$463,672.94			\$ 508,198.92	-\$ 44,525.98
TOTAL BUDGET	\$26,851,187.00	\$1,845,008.84		\$25,469,851.10	\$ 2,962,130.28	-\$ 1,117,121.44
	**Include 501.01 (City Sales Tax-Rev-State) thru 501.069 (Occupation Tax-Telecom-Mobile) and 501.56 (Donations-Revenue), 501.87 (Municipal Equalization (State), 501.90 thru 501.999 (General) and possibly 581.01 (Bldg Insp-Bldg Permits)					

CLERK-TREASURER'S REPORT	MONTH OF:	JANUARY, 2016				
VARIANCE AT: 33%						
	EXPENDITURES	CURRENT YTD		UNEXPENDED	PREVIOUS YTD	DIFFERENCE
DEPARTMENT	BUDGET	EXPENDITURES	VARIANCE	BALANCE	EXPENDITURES	B/W BUDGET YEARS
ELECTRIC	\$ 9,597,336.00	\$ 2,690,366.20	28.03%	\$ 6,906,969.80	\$ 2,508,873.40	\$ 181,492.80
ELEC BOND PYMT	\$ 349,945.00	\$ 300.00	0.09%	\$ 349,645.00	\$ 300.00	\$ 0.00
WATER	\$ 1,120,791.00	\$ 285,674.10	23.70%	\$ 855,116.90	\$ 285,605.84	-\$ 19,931.74
WATER BOND PYMTS	\$ 422,285.00	\$ 173,289.35	41.04%	\$ 248,995.65	\$ 184,388.05	-\$ 11,098.70
WATER SINKING FUND	\$ 0.00	\$ 0.00	0.00%	\$ 0.00	\$ 0.00	\$ 0.00
WASTEWATER TREATMENT	\$ 1,088,603.00	\$ 293,422.60	26.95%	\$ 795,180.40	\$ 404,066.33	-\$ 110,643.73
WWTW BOND PYMT	\$ 332,869.00	\$ 14,097.00	4.23%	\$ 318,772.00	\$ 15,371.31	-\$ 1,274.31
WWTW SINKING FUND	\$ 0.00	\$ 0.00		\$ 0.00	\$ 0.00	\$ 0.00
TOTAL UTILITIES	\$ 12,911,829.00	\$ 3,437,149.25	26.62%	\$ 9,474,679.75	\$ 3,398,604.93	\$ 38,544.32
CAPITAL PROJECTS	\$ 860,000.00	\$ 504,206.57	58.63%	\$ 355,793.43	\$ 431,720.78	\$ 72,485.79
LEGISLATIVE (LESS DONATIONS)	\$ 154,108.00	\$ 89,632.87	58.16%	\$ 64,475.13	\$ 110,098.08	-\$ 20,465.21
DONATIONS	\$ 100,000.00	\$ 636.86	0.64%	\$ 99,363.14	\$ 0.00	\$ 636.86
LEGAL	\$ 125,265.00	\$ 20,904.25	16.69%	\$ 104,360.75	\$ 21,487.56	-\$ 583.31
POLICE	\$ 1,217,162.00	\$ 365,575.31	30.04%	\$ 851,586.69	\$ 371,790.53	-\$ 6,215.22
E911	\$ 182,262.00	\$ 60,754.00	33.33%	\$ 121,508.00	\$ 59,837.32	\$ 916.68
POLICE EQUITABLE SHARING	\$ 100,000.00	\$ 6,718.52	6.72%	\$ 93,281.48	\$ 0.00	\$ 6,718.52
STREET	\$ 695,783.00	\$ 310,296.33	44.60%	\$ 385,486.67	\$ 285,668.82	\$ 24,627.51
DEBT SERVICE	\$ 516,001.00	\$ 348,322.90	67.50%	\$ 167,678.10	\$ 419,374.39	-\$ 71,051.49
RAIL CAMPUS	\$ 4,298,325.00	\$ 7,905.60	0.18%	\$ 4,290,419.40	\$ 14,682.22	-\$ 6,776.62
CDBG ECON. DEV. LOAN FUND	\$ 6,000.00	\$ 446.56	7.44%	\$ 5,553.44	\$ 1,796.53	-\$ 1,349.97
CDBG AFFORD HOUSING	\$ 12,800.00	\$ 9,552.68	74.63%	\$ 3,247.32	\$ 0.08	\$ 9,552.60
CDBG RURAL ENTERPRISE ASST	\$ 0.00	\$ 0.00	0.00%	\$ 0.00	\$ 0.00	\$ 0.00
CDBG RAIL SITE	\$ 0.00	\$ 0.00	0.00%	\$ 0.00	\$ 0.00	\$ 0.00
BLDGs & GRDS (CITY HALL)	\$ 32,244.00	\$ 11,497.83	35.66%	\$ 20,746.17	\$ 11,154.05	\$ 343.78
CIVIC CENTER	\$ 160,237.00	\$ 50,914.77	31.77%	\$ 109,322.23	\$ 60,995.33	-\$ 10,080.56
LIBRARY (LESS BLDG. IMPRV)	\$ 505,493.00	\$ 161,958.88	32.04%	\$ 343,534.12	\$ 163,834.83	-\$ 1,875.95
LIBRARY BLDG IMPRVMTS	\$ 0.00	\$ 0.00	0.00%	\$ 0.00	\$ 0.00	\$ 0.00
PUBLIC PROPERTIES	\$ 372,888.00	\$ 117,703.79	31.57%	\$ 255,184.21	\$ 144,974.67	-\$ 27,270.88
CEMETERY	\$ 129,465.00	\$ 46,566.31	35.97%	\$ 82,898.69	\$ 50,971.18	-\$ 4,404.87
GOLF COURSE	\$ 300,000.00	\$ 4,420.68	1.47%	\$ 295,579.32	\$ 0.00	\$ 4,420.68
NEW PARK DEVELOPMENT	\$ 0.00	\$ 0.00	0.00%	\$ 0.00	\$ 0.00	\$ 0.00
NEW CEMETERY DEVELOPMENT	\$ 160,000.00	\$ 5,081.78	3.18%	\$ 154,918.22	\$ 610.80	\$ 4,470.98
GUTHMAN TRUST - REGULAR	\$ 145.00	\$ 0.00	0.00%	\$ 145.00	\$ 0.00	\$ 0.00
GUTHMAN TRUST - PAVING	\$ 0.00	\$ 0.00	0.00%	\$ 0.00	\$ 0.00	\$ 0.00
PERPETUAL CARE - PRINCIPAL	\$ 0.00	\$ 0.00	0.00%	\$ 0.00	\$ 0.00	\$ 0.00
PERPETUAL CARE - INTEREST	\$ 0.00	\$ 0.00	0.00%	\$ 0.00	\$ 0.00	\$ 0.00
BLDGs & GRDS (OTHER)	\$ 17,175.00	\$ 1,130.92	6.58%	\$ 16,044.08	\$ 892.17	\$ 238.75
BUILDING INSPECTION	\$ 142,873.00	\$ 42,697.73	29.89%	\$ 100,175.27	\$ 43,323.75	-\$ 626.02
FIRE (LESS DONATIONS)	\$ 186,989.00	\$ 61,065.33	32.66%	\$ 125,923.67	\$ 91,423.45	-\$ 30,358.12
FIRE DONATIONS	\$ 100,000.00	\$ 0.00	0.00%	\$ 100,000.00	\$ 0.00	\$ 0.00
FIRE EQUIPMENT SINKING FUND	\$ 250,000.00	\$ 0.00	0.00%	\$ 250,000.00	\$ 0.00	\$ 0.00
TREE BOARD	\$ 21,651.00	\$ 235.00	1.09%	\$ 21,416.00	\$ 445.50	-\$ 210.50
PLANNING COMMISSION	\$ 43,630.00	\$ 14,426.38	33.07%	\$ 29,203.62	\$ 14,738.48	-\$ 312.10
DOWDING POOL (LESS DONATIONS)	\$ 224,757.00	\$ 54,006.32	24.03%	\$ 170,750.68	\$ 17,520.68	\$ 36,485.64
POOL DONATIONS	\$ 0.00	\$ 0.00	0.00%	\$ 0.00	\$ 0.00	\$ 0.00
CONCESSION STAND	\$ 0.00	\$ 0.00	0.00%	\$ 0.00	\$ 0.00	\$ 0.00
SWIMMING LESSONS	\$ 18,109.00	\$ 0.00	0.00%	\$ 18,109.00	\$ 0.00	\$ 0.00
RECREATION	\$ 561,239.00	\$ 57,038.83	10.16%	\$ 504,200.17	\$ 55,434.02	\$ 1,604.81
SENIOR CENTER	\$ 126,563.00	\$ 42,378.07	33.48%	\$ 84,184.93	\$ 32,660.70	\$ 9,717.37
SENIOR SHUTTLE	\$ 3,415.00	\$ 1,583.32	46.36%	\$ 1,831.68	\$ 1,112.01	\$ 471.31
RECYCLING	\$ 19,773.00	\$ 5,560.86	28.12%	\$ 14,212.14	\$ 8,703.65	-\$ 3,142.79
ECONOMIC DEVELOPMENT	\$ 3,867.00	\$ 13,052.00	337.52%	-\$ 9,185.00	\$ 104.00	\$ 12,948.00
TAX INCREMENT FINANCING	\$ 10,979,761.00	\$ 80,324.06	0.73%	\$ 10,899,436.94	\$ 861,609.97	-\$ 781,285.91
TOTAL BUDGET	\$ 35,539,809.00	\$ 2,496,595.31		\$ 29,606,064.44	\$ 3,276,965.55	-\$ 780,370.24

City of Seward Treasurer
Securities Pledged at The Jones National Bank & Trust Company

Account Number	Long Account Description	Current Par Value	Original Coupon Rate	Original Maturity Date	Current Book Value	Safekeep Receipt Number	Source Name	Market Value
155	GOEHNER NE	\$10,000.00	4.2500%	07/15/2016	\$10,000.00	365006860	COMMERCE BANK	\$10,023.90
385	FHLMC (AFS)	\$1,000,000.00	1.2500%	05/12/2017	\$1,006,519.72	60027094	COMMERCE BANK	\$1,006,120.00
156	GOEHNER NE	\$10,000.00	4.3000%	07/15/2017	\$10,000.00	365006861	COMMERCE BANK	\$10,023.90
281	WEST POINT NE CTFS OF PARTIC	\$100,000.00	4.2500%	11/01/2017	\$100,000.00	365007602	COMMERCE BANK	\$100,200.00
361	FFCB (AFS)	\$1,000,000.00	0.9300%	04/26/2018	\$1,000,871.25	528004571	COMMERCE BANK	\$998,830.00
157	GOEHNER NE	\$15,000.00	4.3500%	07/15/2018	\$15,000.00	365006862	COMMERCE BANK	\$15,036.60
430	FNMA (AFS)	\$1,000,000.00	1.6250%	11/27/2018	\$1,002,299.32	60027564	COMMERCE BANK	\$1,017,360.00
403	FHLB (AFS)	\$1,000,000.00	1.3000%	10/29/2019	\$1,000,000.00	401001463	COMMERCE BANK	\$1,001,350.00
482	SEWARD CO RPPD ELEC SYS REV	\$160,000.00	1.6000%	11/15/2019	\$160,000.00	561000719	COMMERCE BANK	\$162,017.60
444	SEWARD CO NE SD#9 GO REF BOND	\$200,000.00	1.4500%	12/15/2019	\$200,000.00	548002035	COMMERCE BANK	\$202,738.00
389	FHLMC (AFS)	\$1,000,000.00	1.6500%	03/13/2020	\$1,000,000.00	60027072	COMMERCE BANK	\$1,014,940.00
335	MADISON CO NE SD#2 (NORFOLK)	\$200,000.00	1.8000%	12/15/2020	\$200,000.00	528002911	COMMERCE BANK	\$202,102.00
338	SARPY CO SD #37 GO BONDS	\$195,000.00	2.1500%	12/01/2021	\$195,000.00	528003135	COMMERCE BANK	\$196,758.90
330	THURSTON NE SD #1, PENDER 2012	\$155,000.00	2.0500%	12/15/2021	\$155,000.00	528001710	COMMERCE BANK	\$156,368.65
463	BUFFALO CO NE SD#7 KEARNEY GO	\$200,000.00	2.3500%	12/15/2023	\$200,000.00	359001318	COMMERCE BANK	\$207,584.00
407	CLAY CO NE HWY ALLOC GO	\$200,000.00	2.3000%	06/15/2024	\$200,000.00	165042481	COMMERCE BANK	\$202,426.00
456	SCOTTSBLUFF COUNTY NE SD #32	\$250,000.00	2.5000%	06/15/2024	\$250,000.00	548002441	COMMERCE BANK	\$255,840.00
435	BUFFALO CO NE SD#19-SHELTON NE	\$200,000.00	3.1500%	12/15/2024	\$200,000.00	548001430	COMMERCE BANK	\$206,592.00
302	FHLMC CMO FHR-3997 LN	\$343,293.37	2.5000%	03/15/2040	\$346,106.92	60026304	COMMERCE BANK	\$349,040.10
Summary								\$7,315,351.65

Fax # (402) 643-6491

Carla Hain

CASH IN BANK = \$6,349,590.27

Feb 1, 2016

1

5:30:10 AM

Date: 01/27/16
Time: 17:00:46
User: ACCT2

Pledgee Inventory Report
For 01/31/16

Report#: P010
Version:
Page#: 1

Institution: 052 (The Cattle National Bank)

Pledge-Tx# Portfolio	Total Par Total Deposits	Maturity Settle	Trans# Sloc	CUSIP Receipt#	P l e d g e d I n v e n t o r y			TTL FFIEC	Pledged Par MBS Face Par	Collateral-Value Market-Value
					Security Description	Rate/Div	Maturity			
CITY OF SEWARD (CITY)										
0005220028 1	2,571.19	12/01/18 03/24/03	DAD	31371HCF3	FNMA - Pool#: 252170 6.50000	12/01/2018	11/01/98	Y	2,571.19 500,000.00	2,955.92 2,941.99
0005220029 1	4,252.58	02/01/26 03/24/03	DAD	31375HAP9	FNMA ARM - Pool#: 334914 2.55500	02/01/2026	01/01/96	Y	4,252.58 1,000,000.00	4,446.22 4,437.17
0005220030 1	5,350.56	04/01/19 03/25/03	DAD	31363ARX3	FNMA ARM - Pool#: 083302 3.97400	04/01/2019	10/01/89	Y	5,350.56 3,500,000.00	5,580.18 5,562.46
0310240054 1	10,327.56	10/01/22 10/24/03	DAD	31335HUG6	FHLMC - Pool#: C90583 6.00000	10/01/2022	10/01/02	Y	10,327.56 700,000.00	11,666.00 11,614.36
0807240220 1	7,740.75	04/01/17 07/24/08	DAD	31371NCT0	FNMA - Pool#: 256682 5.50000	04/01/2017	03/01/07	Y	7,740.75 500,000.00	7,916.72 7,881.24
0807240221 1	31,696.65	06/01/24 07/24/08	DAD	31371LQY8	FNMA - Pool#: 255271 5.00000	06/01/2024	05/01/04	Y	31,696.65 500,000.00	35,066.39 34,934.32
0807240222 1	20,616.71	04/01/18 07/24/08	DAD	31390UMM5	FNMA - Pool#: 656564 5.00000	04/01/2018	04/01/03	Y	20,616.71 1,000,000.00	21,430.59 21,344.69
0909220085 1	36,495.12	10/01/20 09/22/09	DAD	31407T2J8	FNMA - Pool#: 840577 5.00000	10/01/2020	10/01/05	Y	36,495.12 545,000.00	38,871.88 38,719.82
0909220086 1	36,328.02	05/01/19 09/22/09	DAD	31402C5E8	FNMA - Pool#: 725445 4.50000	05/01/2019	04/01/04	Y	36,328.02 925,000.00	37,948.22 37,811.99
1004230111 1	10,402.16	04/01/18 04/23/10	DAD	31283KTH1	FHLMC - Pool#: G11452 6.50000	04/01/2018	09/01/03	Y	10,402.16 2,000,000.00	10,698.99 10,642.64
1004230112 1	5,527.76	01/01/18 04/23/10	DAD	31282CJ73	FHLMC - Pool#: M30286 4.50000	01/01/2018	02/01/03	Y	5,527.76 1,000,000.00	5,577.34 5,556.61
1005210487 1	100,000.00	02/01/26 05/21/10	DAD	68189TBA3	OMAHA NEB SPL OBLIG 6.40000	02/01/2026	03/25/08	Y	100,000.00 0.00	120,782.00 117,582.00
1104270112 1	6,676.59	09/01/17 04/27/11	DAD	31410KNK6	FNMA - Pool#: 889694 6.50000	09/01/2017	06/01/08	Y	6,676.59 180,000.00	6,880.99 6,844.83
1108240265 1	120,000.00	09/15/16 08/24/11	DAD	226490AE0	CRETE NEB 1.85000	09/15/2016	06/28/11	Y	120,000.00 0.00	121,443.47 120,604.80
1108240266 1	250,000.00	12/15/19 08/24/11	DAD	803770MB9	SARPY CNTY NEB SCH DIST NO 037 3.35000	12/15/2019	03/11/11	Y	250,000.00 0.00	251,917.64 250,847.50
1110240559 1	100,000.00	06/01/23 10/24/11	DAD	486800CA1	KEARNEY CNTY NEB 3.65000	06/01/2023	06/15/11	Y	100,000.00 0.00	101,970.33 101,362.00
1110240562 1	240,000.00	12/15/21 10/24/11	DAD	433605AK8	HITCHCOCK CNTY NEB 3.05000	12/15/2021	07/27/11	Y	240,000.00 0.00	244,372.13 243,436.80
1202270145 1	75,000.00	08/01/24 02/27/12	DAD	357406DJ3	FREMONT NE 3.15000	08/01/2024	10/04/11	Y	75,000.00 0.00	76,693.50 75,512.25
1204240052 1	150,000.00	12/15/25 04/24/12	DAD	803770NS1	SARPY CNTY NE SCH DIST #37 2.45000	12/15/2025	03/22/12	Y	150,000.00 0.00	152,056.58 151,587.00
1206220440 1	200,000.00	12/15/25 06/22/12	DAD	93811RBD5	WASHINGTON CNTY NE SCD #24 2.95000	12/15/2025	05/16/12	Y	200,000.00 0.00	202,403.89 201,650.00
1209210358 1	55,000.00	10/15/23 09/21/12	DAD	428826AM3	HICKMAN NE COMB UTIL REV 2.75000	10/15/2023	05/01/12	Y	55,000.00 0.00	55,867.20 55,421.85
1209210359 1	140,000.00	08/01/26 09/21/12	DAD	854746DB7	STANTON CNTY NE PUB PWR DIST 2.75000	08/01/2026	03/29/12	Y	140,000.00 0.00	142,289.00 140,364.00
1210260189 1	125,000.00	11/15/20 10/26/12	DAD	259260BC0	DOUGLAS CNTY NE SANTN & IMPT 3.30000	11/15/2020	11/15/11	Y	125,000.00 0.00	128,815.83 127,945.00
1210260190 1	150,000.00	12/15/22 10/26/12	DAD	259353DQ0	DOUGLAS CNTY NEB SCH DIST 059 3.60000	12/15/2022	05/12/11	Y	150,000.00 0.00	151,780.50 151,090.50
1210260192 1	105,000.00	04/01/22 10/26/12	DAD	372136EB3	GENEVA NEB 4.05000	04/01/2022	02/25/11	Y	105,000.00 0.00	106,800.75 105,383.25
1210260194 1	250,000.00	09/01/16 10/26/12	DAD	67868UBV4	OKLAHOMA CNTY OK FIN AUTH 5.84000	09/01/2016	07/14/09	Y	250,000.00 0.00	263,235.83 257,152.50

Date: 01/27/16
Time: 17:00:46
User: ACCT2

Pledgee Inventory Report
For 01/31/16

Report#: P010
Version:
Page#: 2

Institution: 052 (The Cattle National Bank)

Pledge-Tx# Portfolio	Total Par Total Deposits	Maturity Settle	Trans# Sloc	CUSIP Receipt#	P l e d g e d I n v e n t o r y				TTL FFIEC	Pledged Par MBS Face Par	Collateral-Value Market-Value
					Rate/Div	Security Description	Maturity	Issued			
CITY OF SEWARD (CITY)											
1301240229 1	200,000.00	06/15/23 01/24/13	DAD	88609PCW2		THURSTON CNTY NE SCD #16			Y	200,000.00	202,705.56
					3.70000	06/15/2023	09/27/12			0.00	201,760.00
1301240230 1	200,000.00	10/01/23 01/24/13	DAD	259344AU3		DOUGLAS CNTY NE SAN & IMPT			Y	200,000.00	204,020.67
					3.25000	10/01/2023	10/01/12			0.00	201,854.00
1301240231 1	200,000.00	10/15/23 01/24/13	DAD	80376DCN7		SARPY CNTY NE SAN & IMPT DIST			Y	200,000.00	204,107.89
					3.25000	10/15/2023	10/15/12			0.00	202,194.00
1304300067 1	100,000.00	11/15/23 04/30/13	DAD	68905FFE4		OTOE CNTY NE SCH DIST #111			Y	100,000.00	101,016.78
					2.50000	11/15/2023	02/15/13			0.00	100,489.00
1304300068 1	135,000.00	06/15/27 04/30/13	DAD	930583CT4		WAHOO NE UTILITY REVENUE			Y	135,000.00	135,994.05
					3.00000	06/15/2027	03/12/13			0.00	135,476.55
1305230401 1	115,496.10	07/01/19 05/23/13	DAD	3128MMAD5		FHLMC - Pool#: G18003			Y	115,496.10	122,346.87
					5.50000	07/01/2019	07/01/04			3,000,000.00	121,817.51
1306210220 1	150,000.00	12/15/26 06/21/13	DAD	397802KH1		GRETNA NE			Y	150,000.00	149,861.08
					2.75000	12/15/2026	05/31/13			0.00	149,334.00
1307240271 1	200,000.00	06/01/25 07/24/13	DAD	287742LU2		ELKHORN NE RURAL PUBLIC PWR			Y	200,000.00	201,533.33
					2.65000	06/01/2025	06/27/13			0.00	200,650.00
1307240272 1	228,681.99	12/15/26 07/24/13	DAD	36176W2B6		GNMA-I - Pool#: 778670			Y	228,681.99	242,578.73
					4.00000	12/15/2026	12/01/11			560,000.00	241,816.46
1308230267 1	100,000.00	12/15/25 08/23/13	DAD	757045DV8		RED WILLOW CNTY NE			Y	100,000.00	100,792.61
					2.65000	12/15/2025	06/20/13			0.00	100,454.00
1309230059 1	196,634.65	07/01/26 09/23/13	DAD	3138AMK38		FNMA - Pool#: A17513			Y	196,634.65	211,069.60
					4.50000	07/01/2026	07/01/11			500,000.00	210,332.22
1310300064 1	55,938.77	12/20/20 10/30/13	DAD	36241KJN9		GNMA-II - Pool#: 782069			Y	55,938.77	59,213.62
					5.50000	12/20/2020	03/01/06			750,000.00	58,957.23
1310300067 1	43,519.90	12/01/17 10/30/13	DAD	31391XHQ5		FNMA - Pool#: 679839			Y	43,519.90	44,941.19
					5.50000	12/01/2017	12/01/02			2,000,000.00	44,741.72
1310300068 1	60,406.81	03/20/23 10/30/13	DAD	36202ERL5		GNMA-II - Pool#: 004091			Y	60,406.81	64,068.54
					5.00000	03/20/2023	03/01/08			500,000.00	63,816.84
1310300070 1	109,166.72	08/01/22 10/30/13	DAD	31371NJQ9		FNMA - Pool#: 256871			Y	109,166.72	120,866.85
					6.50000	08/01/2022	07/01/07			1,100,000.00	120,275.53
1406230215 1	150,000.00	12/15/25 06/23/14	DAD	919558KF2		VLY CNTY NE			Y	150,000.00	153,711.83
					2.90000	12/15/2025	05/28/14			0.00	153,156.00
1406230216 1	125,000.00	11/15/27 06/23/14	DAD	818474DD7		SEWARD CNTY NE PUBLIC PWR DIST			Y	125,000.00	132,415.56
					4.00000	11/15/2027	08/20/13			0.00	131,360.00
1406230217 1	90,000.00	09/01/27 06/23/14	DAD	818488FC7		SEWARD NE WTR SYS REVENUE			Y	90,000.00	91,585.35
					2.85000	09/01/2027	03/22/13			0.00	90,516.60
1406270096 1	368,870.56	05/15/25 06/27/14	DAD	3620ARB59		GNMA-I - Pool#: 737260			Y	368,870.56	389,968.37
					3.50000	05/15/2025	05/01/10			1,000,000.00	388,892.50
1408220277 1	81,537.60	06/01/21 08/22/14	DAD	3128PVN22		FHLMC - Pool#: J15809			Y	81,537.60	85,057.79
					3.00000	06/01/2021	06/01/11			285,000.00	84,853.95
1409230158 1	154,216.00	12/01/24 09/23/14	DAD	3128MMLQ4		FHLMC - Pool#: G18334			Y	154,216.00	165,604.85
					4.50000	12/01/2024	12/01/09			1,015,000.00	165,026.54
1409230162 1	150,000.00	09/01/26 09/23/14	DAD	80378CBS7		SARPY CNTY NE SAN & IMPT DIST			Y	150,000.00	154,835.00
					3.50000	09/01/2026	09/01/14			0.00	152,647.50
1410240033 1	245,525.84	03/01/23 10/24/14	DAD	31410KAW4		FNMA - Pool#: 889321			Y	245,525.84	257,681.40
					4.00000	03/01/2023	03/01/08			2,050,000.00	256,862.98
1501020007 1	134,841.46	11/01/19 12/31/14	DAD	3128M1CT4		FHLMC - Pool#: G11982			Y	134,841.46	143,268.84
					5.50000	11/01/2019	04/01/06			1,411,036.00	142,650.82
1502240073 1	115,000.00	11/15/24 02/24/15	DAD	505318QS7		LA VISTA NE			Y	115,000.00	117,300.51
					2.65000	11/15/2024	12/31/14			0.00	116,657.15
1503240262 1	100,000.00	12/15/24 03/24/15	DAD	406036HN6		HALL CNTY NE SCD #2 GRAND IS			Y	100,000.00	101,046.67
					2.40000	12/15/2024	02/09/15			0.00	100,740.00
1504230191	75,000.00	03/15/22		25930HAU8		DOUGLAS CNTY NE SAN & IMPT DIS			Y	75,000.00	75,902.75



Date: 01/27/16
Time: 17:00:46
User: ACCT2

Pledge Inventory Report
For 01/31/16

Report#: P010
Version:
Page#: 3

Institution: 052 (The Cattle National Bank)

			P l e d g e d I n v e n t o r y							
Pledge-Tx# Portfolio	Total Par Total Deposits	Maturity Settle	Trans# Sloc	CUSIP Receipt#	Security Description			TTL FFIEC	Pledged Par MBS Face Par	Collateral-Value Market-Value
					Rate/Div	Maturity	Issued			
CITY OF SEWARD (CITY)										
1		04/23/15	DAD		2.40000	03/15/2022	03/15/15		0.00	75,222.75
1506190066	243,946.94	02/01/25		3128PQ4E8	FHLMC - Pool#:	J11721		Y	243,946.94	259,017.98
1		06/19/15	DAD		4.50000	02/01/2025	02/01/10		1,200,000.00	258,403.18
1506190067	100,000.00	05/15/23		25931KAV8	DOUGLAS CNTY NE SAN & IMPT			Y	100,000.00	101,409.89
1		06/19/15	DAD		2.60000	05/15/2023	05/15/15		0.00	100,861.00
1508240277	90,000.00	05/15/22		803766BG8	SARPY CNTY NE SAN & IMPT			Y	90,000.00	92,423.40
1		08/24/15	DAD		2.85000	05/15/2022	07/01/15		0.00	91,881.90
1508240278	100,000.00	07/15/27		25933BCU6	DOUGLAS CNTY NE SAN & IMPT			Y	100,000.00	102,569.00
1		08/24/15	DAD		3.60000	07/15/2027	07/15/15		0.00	102,409.00
1508240279	99,303.00	06/15/26		199437LA0	COLUMBUS NE COMB REV			Y	99,303.00	101,788.91
1		08/24/15	DAD		2.87500	06/15/2026	07/23/15		0.00	101,424.11
1510230211	215,636.89	07/01/24		3128PNBR8	FHLMC - Pool#:	J09948		Y	215,636.89	229,121.47
1		10/23/15	DAD		4.00000	07/01/2024	06/01/09		1,300,000.00	228,402.68
1510230212	335,128.85	03/01/22		31294MML2	FHLMC - Pool#:	E03063		Y	335,128.85	349,677.26
1		10/23/15	DAD		3.00000	03/01/2022	03/01/12		1,000,000.00	348,839.44
1510230213	242,393.34	07/01/27		3138EJLQ9	FNMA - Pool#:	AL2134		Y	242,393.34	261,704.10
1		10/23/15	DAD		4.00000	07/01/2027	07/01/12		443,000.00	260,896.12
1510230214	150,000.00	12/01/25		93811PBV9	WASHINGTON CNTY NE PUB SAFETY			Y	150,000.00	151,826.50
1		10/23/15	DAD		2.50000	12/01/2025	05/14/15		0.00	151,201.50
1510230215	200,000.00	12/15/26		255689CD1	DIXON CNTY NE SCD #1			Y	200,000.00	202,301.67
1		10/23/15	DAD		2.55000	12/15/2026	02/26/15		0.00	201,650.00
1510230216	100,000.00	09/15/27		239421JJ0	DAWSON NEB PUB PWR DIST REV			Y	100,000.00	102,315.61
1		10/23/15	DAD		2.75000	09/15/2027	09/17/15		0.00	101,292.00
1510230217	100,000.00	12/01/23		231868NU0	CUSTER NE PUBLIC PWR DIST			Y	100,000.00	102,410.00
1		10/23/15	DAD		2.55000	12/01/2023	08/27/15		0.00	101,985.00
1510230220	105,000.00	02/15/27		80378YBC4	SARPY CNTY NE SAN & IMPT DIST			Y	105,000.00	110,412.52
1		10/23/15	DAD		4.30000	02/15/2027	02/15/14		0.00	108,330.60
1601040172	100,000.00	11/01/26		25931QBD4	DOUGLAS CNTY NE SAN & IMPT			Y	100,000.00	101,028.33
1		12/31/15	DAD		3.20000	11/01/2026	12/01/15		0.00	100,495.00
1601040173	100,000.00	12/15/29		803760EJ2	SARPY CNTY NE SAN & IMPT DIST			Y	100,000.00	101,630.39
1		12/31/15	DAD		3.65000	12/15/2029	12/15/15		0.00	101,164.00
9603250298	16,789.39	02/15/21		3129045E1	FHLMC SERIES 1041 CLASS E			Y	16,789.39	17,067.35
1		03/31/96	DAD		1.37550	02/15/2021	02/15/91	P	6,347,836.00	17,057.09
Pledgee:	8,421,020.46								8,421,020.46	8,729,668.76
Totals :	1.00								36,811,872.00	8,676,780.04

PLUS \$250,000 FDIC INSURANCE

PLEDGE ADDITIONS 02/02/16 TO CITY OF SEWARD

19833841

CUSIP	DESCRIPTION	ORIGINAL FACE VALUE	CURRENT VALUE	COUPON	MAT DATE
31335HYR8	FHLMC POOL C90720	\$ 3,250,000.00	\$ 195,722.40	5.50%	10/1/2023
25928FBA9	DOUGLAS CNTY SID	\$ 100,000.00	\$ 100,000.00	3.15%	7/15/2026
487571FT3	KEITH CNTY	\$ 100,000.00	\$ 100,000.00	2.95%	12/15/2027
943781BN3	WAVERLY NE	\$ 100,000.00	\$ 100,000.00	3.10%	6/15/2029
			\$ 495,722.40		

CASH IN BANK = \$9,411,332.64

CURRENT YEAR: January 2016

Permits	Quantity	Permit Fee	Valuation
NEW CONST.	1	\$ 57.00	\$ 10,000.00
REMODEL/ADDIT.	3	\$ 207.00	\$ 38,000.00
ACCESSORY	3	\$ 3,025.00	\$ 307.50
ELECTRIC	2	\$ 132.75	\$ -
PLUMBING	2	\$ 95.00	\$ -
MECHANICAL	2	\$ 370.00	\$ -
SEWER TAP	0	\$ -	\$ -
WATER TAP	0	\$ -	\$ -
TEMP. ELEC.	0	\$ -	\$ -
ELECTRIC SER.	0	\$ -	\$ -
TOTALS	13	\$ 3,886.75	\$ 48,307.50

YEAR TO DATE January to December 2016

Permits	Quantity	Permit Fee	Valuation
NEW CONST.	1	\$ 57.00	\$ 10,000.00
REMODEL/ADDIT.	3	\$ 207.00	\$ 38,000.00
ACCESSORY	3	\$ 3,025.00	\$ 307.50
ELECTRIC	2	\$ 132.75	\$ -
PLUMBING	2	\$ 95.00	\$ -
MECHANICAL	2	\$ 370.00	\$ -
SEWER TAP	0	\$ -	\$ -
WATER TAP	0	\$ -	\$ -
TEMP. ELEC.	0	\$ -	\$ -
ELECTRIC SER.	0	\$ -	\$ -
TOTALS	13	\$ 3,886.75	\$ 48,307.50

FISCAL YEAR: Oct. 2015 to Sept. 2016

Permits	Quantity	Permit Fee	Valuation
NEW CONST.	5	\$ 1,899.40	\$ 727,883.00
REMODEL/ADDIT.	17	\$ 1,534.65	\$ 334,070.00
ACCESSORY	24	\$ 53,335.00	\$ 6,745.25
ELECTRIC	22	\$ 1,938.50	\$ -
PLUMBING	12	\$ 1,008.00	\$ -
MECHANICAL	#VALUE!	#VALUE!	\$ -
SEWER TAP	1	\$ 250.00	\$ -
WATER TAP	1	\$ 820.00	\$ -
TEMP. ELEC.	1	\$ 50.00	\$ -
ELECTRIC SER.	1	\$ 200.00	\$ -
TOTALS	#VALUE!	#VALUE!	\$ -

LAST YEAR: January 2015

Permits	Quantity	Permit Fee	Valuation
NEW CONST.	0	\$ -	\$ -
REMODEL/ADDIT.	2	\$ 62.75	\$ 5,050.00
ACCESSORY	26	\$ 666.00	\$ 234,696.00
ELECTRIC	14	\$ 814.50	\$ -
PLUMBING	4	\$ 145.00	\$ -
MECHANICAL	0	\$ -	\$ -
SEWER TAP	0	\$ -	\$ -
WATER TAP	0	\$ -	\$ -
TEMP. ELEC.	0	\$ -	\$ -
ELECTRIC SER.	0	\$ -	\$ -
TOTALS	46	\$ 1,688.25	\$ 239,746.00

YEAR TO DATE January to December 2015

Permits	Quantity	Permit Fee	Valuation
NEW CONST.	0	\$ -	\$ -
REMODEL/ADDIT.	2	\$ 62.75	\$ 5,050.00
ACCESSORY	26	\$ 666.00	\$ 234,696.00
ELECTRIC	14	\$ 814.50	\$ -
PLUMBING	4	\$ 145.00	\$ -
MECHANICAL	0	\$ -	\$ -
SEWER TAP	0	\$ -	\$ -
WATER TAP	0	\$ -	\$ -
TEMP. ELEC.	0	\$ -	\$ -
ELECTRIC SER.	0	\$ -	\$ -
TOTALS	46	\$ 1,688.25	\$ 239,746.00

FISCAL YEAR: Oct. 14 to Sept. 2015

Permits	Quantity	Permit Fee	Valuation
NEW CONST.	9	\$ 4,544.20	\$ 1,386,299.80
REMODEL/ADDIT.	24	\$ 366,501.75	\$ 207,042.00
ACCESSORY	60	\$ 293,249.75	\$ 415,965.25
ELECTRIC	38	\$ 2,421.25	\$ -
PLUMBING	30	\$ 1,987.00	\$ -
MECHANICAL	19	\$ 2,248.00	\$ -
SEWER TAP	17	\$ 4,250.00	\$ -
WATER TAP	17	\$ 12,325.00	\$ -
TEMP. ELEC.	18	\$ 900.00	\$ -
ELECTRIC SER.	18	\$ 3,600.00	\$ -
TOTALS	250	\$ 692,026.95	\$ 2,009,307.05

**Seward County Economic Development Corporation
Activities Report – Jonathan Jank**

Director's Report – February 10, 2016

Report period: 12/17/2015-2/10/2016

Presentations

- Submitted articles, quotes, and/or press releases for the Seward County Independent
- Promoting SCEDC via Facebook page and local and regional website updates
- Monthly SCEDC Update to the Seward County Commissioners (1/5)
- Presented about the SCEDC to the Seward County Human Resources Networking Group (1/6)
- Presented to UNK students in preparation for downtown Seward marketing plan project (1/21)
- Hosted Community Change Catalysts group in Seward (1/22)
- Presented to Concordia University Students for Career Fair preparation event (2/3)
- Presentation to the Seward United Methodist Church leadership about Seward growth patterns, business data, and community surveys (2/8)
- Presented bills supported by the Nebraska Economic Developers Association to senators (2/4 and 2/9)

Financial Information

- Seward County Economic Development Corporation Primary Account Balance: \$35,836.95
- Seward County Economic Development Corporation Secondary Account Balance: \$112,184.58
- Fundraising:
 - ➔ Recent donations/grants:
 - Private and Public Sector Annual Contributions (Pledges, Cash, and Donation of Facilities) to the SCEDC – Bayer CropScience (\$1,100)
 - Debit Card Dime-A-Time – \$2.10 and \$0.90
- Events:
 - SCEDC Lunch and Learn (Topics: Smart Phone Apps to Help Your Business Grow and SCC Entrepreneurship Center) – January 20
 - Concordia University Career Fair – February 5
- Upcoming Events:
 - UNL Internship Late Night (Talent Recruitment) – February 11
 - University of Nebraska Extension Presentation about Training Programs for Students to Seward County Schools (Talent Development) – February 12
 - Downtown Seward Development Meeting – February 29
 - Potential Events to be Considered by the Seward County Chamber and Development Partnership:
 - Nebraska Investment Finance Authority Housing Innovation Marketplace – March 22-23
 - Hiring Our Heroes (Veterans Recruitment) in Omaha – April 6
 - Nebraska Economic Developers Association Annual Conference in South Sioux City – April 13-15
 - Community Venture Network in Minneapolis – April 15 and August 19
 - Southeast Community College Career Fair with Three Seward County High Schools (Talent Recruitment/Development) – April 19
 - Hiring Heroes Career Fair (Veterans Recruitment) in Fort Riley, Kansas – April 20
 - Heroes to Hired (Veterans Recruitment) in Lincoln – May 4
 - Mid-America Economic Development Council Best Practices Conference in Columbus – May 18-20
 - Seward County Middle School Entrepreneurship Camp – June (Specific Dates To Be Determined)

Administration

- Meetings:
 - Seward County Bridges Board (Board Meeting – 12/18 and 1/27; Recruitment Meeting – 12/21; Annual Meeting – 1/27)
 - Seward Area Development Corporation (None)
 - Seward County Economic Development Corporation (Executive Committee Meeting – 12/18 and Meeting with Chairperson – 2/9)
 - Seward City Council Meeting (Bi-Monthly Meeting – 1/5 and 2/9; Civic Center Commission Meeting – 2/8)
 - Milford City Council Meeting (None)
 - Village of Utica Trustees Meeting (None)
 - Seward County Commissioners Meeting (Presentation about SCEDC – 1/5)

Membership Meetings

- Milford Chamber of Commerce (None)
- Utica Commercial Club (Monthly Luncheon – 1/11)
- Seward Area Chamber of Commerce (Multiple Meetings with Director; Ambassador Calls – 1/6 & 1/20; Luncheon – 1/12; Annual Extravaganza – 1/19; and Friday After Hours Event – 1/29)
- Seward Kiwanis Club (Singing with the Kitanes)
- Seward County Interagency Council (None)
- Milford Community Development (None)
- Utica NEDED Downtown Revitalization Application (None)
- Lincoln Area Development Partnership (None)
- Southeast Nebraska Development District/Southeast Resource Network (None)
- UNL President's Advisory Council (None)
- Community Change Catalyst with the Sherwood Foundation (Meeting – 1/22)

Trainings


- Nebraska Travel Association Legislative Breakfast (1/26)
- Nebraska Department of Economic Development Economic Focus Group (1/28)
- Nebraska Economic Developers Association Legislative Day (2/4)
- North Central Regional Center for Rural Development webinar titled, "Strategic Planning in Communities and Organizations: A snapshot of current practices and next steps" (2/9)

Projects (works in progress)

- Working on identifying Concordia off campus housing needs for students
- Site visit and follow up from recruitment company from Wisconsin
- Working to fill vacant buildings in downtown Seward
- Promoting regional ag livestock project to farmers in Seward County
- Commissioned a new Seward County Labor Study (<http://www.sewardregional.com/wp-content/uploads/Seward-County-Labor-Study-2016.pdf>)
- Exploring Marketing Hometown America program (sponsorship provided by Great Plains Communications for Seward County to participate)
- Working with a local commercial and housing developer on multiple projects in Seward
- Significant work on the formation documents for the Seward County Chamber and Development Partnership
- Established Seward County Jobs group on LinkedIn (promoted many local job openings)
- Working on Milford Leadership Certified Community application through Nebraska Department of Economic Development
- Working on Utica Leadership Certified Community application through Nebraska Department of Economic Development
- Updated 2016 City of Seward Playbook (<http://www.sewardregional.com/wp-content/uploads/2016-City-of-Seward-Playbook.pdf>)
- Working with students at UNK to develop a marketing plan for downtown Seward
- Working with a Seward entrepreneur to submit a TIF application to redevelop his commercial property
- Working with Connecting Young Nebraskans annual summit planning team
- Following up on a project proposal submitted for the Rail Campus
- Discussing future residential lot development in Seward with county-wide stakeholders
- Collaborating with the University of Nebraska Extension Seward County office to provide more effective programming for local students in youth leadership and entrepreneurship training
- Working with the Seward 150th Anniversary Celebration planning committee
- Working with a local entrepreneur to develop a housing project in Milford
- Answered many questions for local and statewide elected officials, residents, professionals, and business owners
- Working with a local restaurateur interested in expanding in Seward
- Working on planning for many upcoming events (see above) in Seward County and to promote Seward County...

Holiday and Vacation – December 17 (Half-Day Vacation), 22, 23, 24 (Half-Day Holiday), 25 (Holiday), 28, 29, 31 (Half-Day Holiday), January 1 and 18 (Holidays)

Signature:



Date: 2/10/16



City of Seward, NE
Tuesday, February 16, 2016
Regular Session

Item G4

**PUBLIC HEARING - 7:00 P.M. - ONE & SIX YEAR STREET
IMPROVEMENT PLAN - Julie Ogden**

*Consideration of a Resolution adopting the 2016 One and Six Year Plan for Street Improvement
Program*

Administrative Report: Following public hearing, review and discussion, a motion to approve the
resolution would be in order.

Staff Contact:

NOTICE OF PUBLIC HEARING

NOTICE IS HEREBY GIVEN that public hearings will be held by the Planning Commission on Monday February 8, 2016 at 7:30 p.m.; and by the City Council on February 16, 2016 at 7:00 p.m., in the Council Chambers at the Municipal Building at 142 North 7th Street, Seward, Nebraska. Said Public Hearings will be to review the City's long-range six-year plan for highway, road and street improvements based on priority of need and calculated to contribute to the orderly development of an integrated State Highway System of highways, roads, and streets as required by Section 39-2115 R.S. Supp., 1971 Nebr. and also has prepared a plan for specific road and street improvements for the current year as required by Section 39-2119 R.R. Supp. 1971, Nebr. which plans are required to be filed with the State Highway Commission on or before March 1, and for the purpose of adopting said plans by the City of Seward, Nebraska. All persons interested may appear and be heard.

John M. Hughes
Public Properties
Capital Improvements
GIS Director

Dated January 27, 2016

John Hughes
Building Director

Publish 1 time January 27, 201
Provide Proof
Deliver to paper 01/15/2016

2016 Seward One Year 2017-2021 Six Year Street Plan

Priority	Project #	Project Type	Status	Projects Completed (2015)	Surfacing	Estimated Construction Costs	Estimated Construction Year	Funding
	M-539 (94)	New Paving	Completed 2015	Hughes Brothers/South Jackson Avenue from 11th Street to 10th Street	Concrete with Curb	\$105,048.00		
	M-539 (93)	New Paving	Completed 2015	Cedar Street from 6th Street to 5th Street with storm water improvements	Concrete with Curb	\$173,446.00		
	M-539 (185)	Reconstruction	Completed 2015	Entrance to Orshlens and Dollar General off Highway 15	Concrete	\$35,000.00		
Priority	Project #	Project Type	Status	One Year Plan Description (2016)	Surfacing		Estimated Construction Year	Funding
1	M-539 (139)	New Road	Engineering	Karol Kay from Hillcrest to 69 ft. S of Bader Drive (URB-6763(1))	Concrete with Curb	\$815,000.00	2017	80/20 Cost Share with State & Federal
2	M-539 (180)	Reconstruction	Engineering	Waverly Road from Highway 15 E to Plum Creek Bridge	Concrete with Curb	\$1,500,000.00	2016 to 2018	Federal Aid Repurchase Program Funds & coordinate with County
3	M-539 (170)	Trail	Engineering	Hiker/Biker trail from South Columbia to Waverly Road and Karol Kay (ENH-30(83))	Concrete	\$4,000,000.00	2019	80/20 cost share with State & Federal
4	M-539 (164)	Overlay		Twin Oaks Road from Progressive to 200 feet west	Asphalt	\$25,000.00	2015	City/TIF Funds
5	M-539 (131)	New Paving		Park Avenue from N. 11th St. to N. 12th Street	Concrete with Curb	\$37,000.00	2016 to 2019	City (Gap Paving)
6	M-539 (151)	Reconstruction		East Hillcrest Drive from 175' east of Eastridge Drive to Plum Creek bridge (includes pedestrian connection from Concordia to Trail)	Concrete with Curb	\$225,000.00	2016 to 2019	
Priority	Project #	Project Type	Status	Six Year Plan Description (2017-2021)	Surfacing		Estimated Construction Year	Funding
7	M-539 (161)	New Paving		Pine Street from Birch Street thru Spruce Street	Concrete with Curb	\$85,000.00	2016 to 2019	
8	M-539 (162)	New Paving		Pine Street from Spruce Street thru Walnut Street	Concrete with Curb	\$85,000.00	2016 to 2019	
9	M-539 (163)	New Paving		Pine Street from Walnut Street to Cottonwood Street	Concrete with Curb	\$85,000.00	2016 to 2019	
10	M-539 (165)	New Paving		Spruce Street from ½ block west of Progressive Road to Pine Street	Concrete with Curb	\$60,000.00	2016 to 2019	
11	M-539 (186)	Reconstruction		Walnut Street from Progressive Road to Pine Street	Concrete	\$70,000.00	2016 to 2019	
12	M-539 (184)	Reconstruction		East Hillcrest Drive from Highway 15 east to 175' east of Eastridge	Concrete with Curb	\$175,000.00	2017 to 2020	
13	M-539 (122)	Overlay		Columbia Avenue from Lincoln Street to Main Street or Highway 34	Asphalt	\$375,000.00	2017 to 2020	
14	M-539 (59)	Overlay		Jackson Avenue from 7th Street to 5th Street	Asphalt	\$34,000.00	2017 to 2020	
15	M-539 (83)	New Paving		Eastridge Drive from Bradford Street to Roberts Street.	Concrete with Curb	\$40,000.00	2017 to 2020	City (Gap Paving)
16	M-539 (152a)	Reconstruction		Seward Street from 830 feet east of Plum Creek Lane to Trailhead Parking driveway (500 feet)	concrete	\$90,000.00	2019-2021	by city Staff
17	M-539 (152b)	Reconstruction		Seward Street from Trailhead parking driveway to Ridge Run Intersection (520 feet)	concrete	\$95,000.00	2019-2021	by city Staff
18	M-539 (152c)	Reconstruction		Seward Street from Ridge Run Intersection to Evergreen Street (650 feet)	concrete	\$115,000.00	2019-2021	by city Staff
	Project #	Project Type	Status	Long Range Plan Description (2020+)	Surfacing		Estimated Construction Year	Funding
19	M-539 (x)	maintenance or overlay		Lindell Avenue from Jackson Avenue to East Seward Street & Jackson Avenue from Lindell Avenue to 127' east of Lindell Avenue	chip seal or asphalt		2020+	
20	M-539(x)	Overlay		South 3rd Street from Ash to Highway 34 & South 4th Street from Ash to Highway 34	Asphalt		2020+	

Legend

Street Projects

- 2016 (City)
- 2016-2018 (City)
- 2016-2019 (City)
- 2017 (City)
- 2017-2020 (City)
- - - 2019 Trail (City)
- 2019-2021 (City)
- 2016-2017 (County)
- 2017-2021 (County)

Bridge Projects

- * 2016
- * 2016-2021

City of Seward
Seward County, Nebraska
City Improvements

1 inch = 600 feet
0 250 500 1,000
Feet

Created By: B. Wood
Date: 1/28/2016
Software: ArcGIS 10.2.2
File: 120252



RESOLUTION NO. 2016-

“WHEREAS, the City Street Superintendent has prepared and presented a One Year and Six Year Plan for Street Improvement Program for the City of Seward, Nebraska, and

WHEREAS, a public hearing was held on the 16th day of February, 2016, to present this plan and there were no objections to said plan;

THEREFORE, BE IT RESOLVED BY THE Mayor and the City Council of the City of Seward, Nebraska, that the plans and data as furnished are hereby in all things accepted and adopted.”

Mayor Eickmeier declared the resolution adopted.

Dated: February 16, 2016

Joshua Eickmeier, Mayor

ATTEST: _____
Bonnie Otte
Assistant Administrator
Clerk/Treasurer
Budget & HR Director

(SEAL)

City of Seward, NE
Tuesday, February 16, 2016
Regular Session

Item G5

**PRESENTATION AND CONSIDERATION OF ACCEPTANCE
OF AUDITOR'S REPORT FOR YEAR ENDED SEPTEMBER 30,
2015 - Ryan Burger, Gabriel, Burger & Else**

Administrative Report: Following the presentation, review and discussion, a motion to approve the 2015 Annual Audit would be in order.

Staff Contact:

DRAFT

CITY OF SEWARD, NEBRASKA

BASIC FINANCIAL STATEMENTS AND
ACCOMPANYING INDEPENDENT AUDITOR'S
REPORT FOR THE YEAR ENDED SEPTEMBER 30, 2015

CITY OF SEWARD, NEBRASKA

TABLE OF CONTENTS

	<u>Page</u>
Independent Auditor's Report	1
Basic Financial Statements	
Government-wide Financial Statements:	
Statement of Net Position	3
Statement of Activities	4
Fund Financial Statements:	
Balance Sheet – Governmental Funds	5
Statement of Revenues, Expenditures, and Changes in Fund Balances – Governmental Funds	6
Reconciliation of the Statement of Revenues, Expenditures, and Changes in Fund Balances of Governmental Funds to the Statement of Activities	7
Balance Sheet – Proprietary Funds	8
Statement of Revenues, Expenses and Changes in Fund Net Position – Proprietary Funds	9
Statement of Cash Flows – Proprietary Funds	10
Notes to the Financial Statements	12
Required Supplementary Information	
Statement of Revenues and Expenditures – Budget (non-GAAP) and Actual (on budgetary basis) – General Fund	31
Statement of Revenues and Expenditures – Budget (non-GAAP) and Actual (on budgetary basis) – Debt Service Fund	32
Supplementary Information	
Combining Balance Sheets – Proprietary Funds	34
Combining Statements of Revenues, Expenses and Changes in Fund Net Position – Proprietary Funds	35
Other Information	
Schedules of KWH Computation	37
Report on Internal Control over Financial Reporting and on Compliance and Other Matters Based on an Audit of Financial Statements Performed in Accordance with <i>Government Auditing Standards</i>	38
Schedule of Findings and Responses	40

GABRIEL, BURGER & ELSE, CPA, PC

Duane J Gabriel, CPA
Ryan L Burger, CPA
Regan L Else, CPA

135 North 5th Street
Seward, Nebraska 68434
Phone: 402-643-4557
www.gbcpa.com

INDEPENDENT AUDITOR'S REPORT

The Mayor and City Council
City of Seward, Nebraska
Seward, Nebraska

We have audited the accompanying financial statements of the governmental activities, the business-type activities, each major fund, and the aggregate remaining fund information of the City of Seward, Nebraska, as of and for the year ended September 30, 2015, and the related notes to the financial statements, as listed in the table of contents.

Management's Responsibility for the Financial Statements

Management is responsible for the preparation and fair presentation of these financial statements in accordance with accounting principles generally accepted in the United States of America; this includes the design, implementation, and maintenance of internal controls relevant to the preparation and fair presentation of financial statements that are free from material misstatement, whether due to fraud or error.

Auditor's Responsibility

Our responsibility is to express an opinion on these financial statements based on our audit. We conducted our audit in accordance with auditing standards generally accepted in the United States of America and the standards applicable to financial audits contained in Government Auditing Standards, issued by the Comptroller General of the United States. Those standards require that we plan and perform the audit to obtain reasonable assurance about whether the financial statements are free from material misstatement.

An audit involves performing procedures to obtain audit evidence about the amounts and disclosures in the financial statements. The procedures selected depend on the auditor's judgment, including the assessment of the risks of material misstatement of the financial statements, whether due to fraud or error. In making those risk assessments, the auditor considers internal control relevant to the entity's preparation and fair presentation of the financial statements in order to design audit procedures that are appropriate in the circumstances, but not for the purpose of expressing an opinion on the effectiveness of the entity's internal control. Accordingly, we express no such opinion. An audit also includes evaluating the appropriateness of accounting policies used and the reasonableness of significant accounting estimates made by management, as well as evaluating the overall presentation of the financial statements.

We believe that the audit evidence we have obtained is sufficient and appropriate to provide a basis for our audit opinion.

Opinion

In our opinion, the financial statements referred to above present fairly, in all material respects, the financial position of the City of Seward, Nebraska, as of September 30, 2015, and the changes in financial position and cash flows thereof for the year then ended in accordance with accounting principles generally accepted in the United States of America.

Required Supplementary Information

Our audit was conducted for the purpose of forming an opinion on the financial statements. The accompanying statements of revenues and expenditures – budget and actual – for the general and debt service funds, as listed in the table of contents is presented for purposes of additional analysis according to prescribed guidelines. Such information, although not a part of the basic financial statements, is required by the governmental accounting standards board, who considers it to be an essential part of financial reporting for placing the basic financial statement in an appropriate operational, economic, or historical context. We applied limited procedures to the required supplementary information in accordance with auditing standards generally accepted in the United States of America, which consisted of inquiries of management about the methods of preparing the information and comparing the information for consistency with management's responses to the auditor's inquiries, the basic financial statements, and other knowledge we obtained during the audit of the basic financial statements. We do not express an opinion or provide any assurance on the information because the limited procedures do not provide us with sufficient evidence to express an opinion or provide any assurance.

Other Matters

Management has omitted management's discussion and analysis that accounting principles generally accepted in the United States of America has determined is necessary to supplement, although not required to be part of, the basic financial statements. The auditor's opinion on the basic financial statements is not affected by this missing information.

Other Reporting Required by Government Auditing Standards

In accordance with Government Auditing Standards, we have also issued our report dated DATE, on consideration of the City's internal controls over financial reporting and on our test of its compliance with certain provisions of laws, regulations, contracts, and grant agreements and other matters. The purpose of that report is to describe the scope of our testing of internal control over financial reporting and compliance and the results of that testing, and not to provide an opinion on internal control over financial reporting or on compliance. That report is an integral part of an audit performed in accordance with Government Auditing Standards in considering the City's internal control over financial reporting and compliance.

GBE, CPA, PC
Seward, Nebraska
DATE

CITY OF SEWARD, NEBRASKA
STATEMENT OF NET POSITION
SEPTEMBER 30, 2015

	GOVERNMENTAL ACTIVITIES	BUSINESS-TYPE ACTIVITIES	TOTAL PRIMARY GOVERNMENT
ASSETS			
Cash and cash equivalents	\$ 1,542,673	\$ 5,659,643	\$ 7,202,316
Certificates of deposit	601,623	4,512,145	5,113,768
Receivables, net	61,732	1,636,355	1,698,087
Due from other funds	-	72,947	72,947
Due from other governments	315,153	-	315,153
Notes receivable	235,451	-	235,451
Inventories	54,709	705,397	760,106
Deferred financing costs	66,060	284,846	350,906
Restricted assets			
Cash and cash equivalents	1,378,264	934,327	2,312,591
Certificates of deposit	15,000	1,552,148	1,567,148
Capital assets			
Non-depreciable	1,744,344	1,360,555	3,104,899
Depreciable, net	18,226,006	23,262,198	41,488,204
 Total assets	 \$ 24,241,015	 \$ 39,980,561	 \$ 64,221,576
LIABILITIES			
Accounts payable	\$ 42,657	\$ 703,645	\$ 746,302
Accrued expenses	186,791	60,131	246,922
Due to other funds	72,947	-	72,947
Interest payable	32,684	58,855	91,539
Compensated absences			
Payable within one year	92,738	57,266	150,004
Payable in more than one year	111,692	75,829	187,521
Deferred revenue	61,049	103,669	164,718
Long-term debt			
Due within one year	982,663	2,738,750	3,721,413
Due in more than one year	3,539,586	10,789,886	14,329,472
 Total liabilities	 5,122,807	 14,588,031	 19,710,838
NET POSITION			
Net investment in capital assets	15,448,101	11,094,117	26,542,218
Restricted for			
Streets and highways	908,158	-	908,158
Economic development	676,710	-	676,710
Parks and cemetery - nonexpendable	40,000	-	40,000
Bond covenants	-	2,486,475	2,486,475
Unrestricted	2,045,239	11,811,938	13,857,177
 Total net position	 \$ 19,118,208	 \$ 25,392,530	 \$ 44,510,738

The accompanying notes are an integral part of the financial statements.

**CITY OF SEWARD, NEBRASKA
STATEMENT OF ACTIVITIES
FOR THE YEAR ENDED SEPTEMBER 30, 2015**

Functions/Programs	Program Revenues			Net (Expense) Revenue and Changes in Net Position		
	Charges for Services	Operating Grants and Contributions	Capital Grants and Contributions	Governmental Activities	Business-Type Activities	Total Primary Government
Governmental activities						
General government	\$ 536,087	\$ 187,843	\$ 109,726	\$ 134,972	\$ (103,546)	\$ (103,546)
Public safety	1,382,672	-	-	-	(1,382,672)	(1,382,672)
Streets and highways	699,620	52,328	657,028	-	9,736	9,736
Economic development	365,775	-	166,196	-	(199,579)	(199,579)
Cultural and recreational	1,634,955	281,483	202,874	-	(1,150,598)	(1,150,598)
Interest on long-term debt	96,427	-	-	-	(96,427)	(96,427)
Depreciation and amortization	811,725	-	-	-	(811,725)	(811,725)
Total governmental activities	5,527,261	521,654	1,135,824	134,972	(3,734,811)	(3,734,811)
Business-type activities						
Utilities	\$ 11,307,755	\$ 12,685,545	\$ -	\$ -	\$ 1,377,790	\$ 1,377,790
Total primary government	\$ 16,835,016	\$ 13,207,199	\$ 1,135,824	\$ 134,972	\$ 1,377,790	\$ (2,357,021)
General Revenues:						
Property taxes		\$ 1,301,269	\$ -	\$ 1,301,269		\$ 1,301,269
Sales and use tax		1,768,375	-	1,768,375		1,768,375
Occupation and franchise tax		1,014,232	-	1,014,232		1,014,232
Special assessments		(62)	-	(62)		(62)
Miscellaneous general revenue		76,355	-	76,355		76,355
Unrestricted investment earnings		15,575	-	15,575	45,994	61,569
Total general revenues		4,175,744		4,175,744	45,994	4,221,738
Change in net position		440,933		440,933	1,423,784	1,864,717
Transfers between activities		76,051		76,051	(2)	76,049
Net position -- beginning		18,601,224		18,601,224	23,968,748	42,569,972
Net position -- ending		\$ 19,118,208		\$ 19,118,208	\$ 25,392,530	\$ 44,510,738

The accompanying notes are an integral part of the financial statements.

CITY OF SEWARD, NEBRASKA
BALANCE SHEET - GOVERNMENTAL FUNDS
SEPTEMBER 30, 2015

	General	Debt Service	Other	Total
ASSETS				
Cash and cash equivalents	\$ (59,455)	\$ 1,456,447	\$ 145,681	\$ 1,542,673
Certificates of deposit	601,623	-	-	601,623
Receivables, net	60,257	-	1,475	61,732
Due from other governments	218,825	-	96,328	315,153
Notes receivable	-	-	41,943	41,943
Inventories	-	-	54,709	54,709
Restricted assets				
Cash and cash equivalents	-	-	1,378,264	1,378,264
Certificates of deposit	-	-	15,000	15,000
Total assets	<u>\$ 821,250</u>	<u>\$ 1,456,447</u>	<u>\$ 1,733,400</u>	<u>\$ 4,011,097</u>

LIABILITIES AND FUND BALANCES

Liabilities

Accounts payable	\$ 34,522	\$ -	\$ 8,135	\$ 42,657
Accrued expenses	80,690	-	106,101	186,791
Due to other funds	72,947	-	-	72,947
Deferred revenue	-	-	61,049	61,049
Total liabilities	<u>188,159</u>	<u>-</u>	<u>175,285</u>	<u>363,444</u>

Fund Balances

Nonspendable	-	-	40,000	40,000
Restricted for				
Streets and highways	-	-	889,212	889,212
Economic development	-	-	483,203	483,203
Committed to parks and cemetery	-	-	145,700	145,700
Assigned to				
Parks and cemetery	37,616	-	-	37,616
Debt service	-	1,456,447	-	1,456,447
Public safety	508,927	-	-	508,927
Unemployment compensation	22,015	-	-	22,015
Unassigned	64,533	-	-	64,533
Total fund balances	<u>633,091</u>	<u>1,456,447</u>	<u>1,558,115</u>	<u>3,647,653</u>
Total liabilities and fund balances	<u>\$ 821,250</u>	<u>\$ 1,456,447</u>	<u>\$ 1,733,400</u>	<u>\$ 4,011,097</u>

RECONCILIATION OF THE BALANCE SHEET OF GOVERNMENTAL FUNDS TO THE STATEMENT OF NET POSITION

Amounts reported for governmental activities in the statement of net positions are different due to:

Total fund balances of governmental funds	\$ 3,647,653
Capital assets used in governmental activities are not financial resources and, therefore, are not reported in the funds	19,970,350
Certain notes receivable are not available to pay for current-period expenditures and, therefore, are not reported in the funds	193,508
Other long-term assets are not available to pay for current-period expenditures and, therefore, are deferred or not reported in the funds	66,060
Long-term liabilities, including bonds payable, are not due and payable in the current period and, therefore, are not reported in the funds	(4,759,363)
Net position of governmental activities	<u>\$ 19,118,208</u>

The accompanying notes are an integral part of the financial statements.

CITY OF SEWARD, NEBRASKA
STATEMENT OF REVENUES, EXPENDITURES, AND CHANGES IN FUND BALANCES -
GOVERNMENTAL FUNDS
FOR THE YEAR ENDED SEPTEMBER 30, 2015

	GENERAL	DEBT SERVICE	OTHER GOVERNMENTAL	TOTAL
Revenues collected				
Taxes	\$ 3,101,001	\$ 671,918	\$ 310,957	\$ 4,083,876
Permits and fees	335,670	-	57,682	393,352
Special assessments	-	(62)	-	(62)
Intergovernmental	51,892	-	823,224	875,116
Contributions	395,680	-	-	395,680
Reimbursements for services	128,302	-	-	128,302
Interest	4,937	2,093	8,545	15,575
Miscellaneous	29,272	-	47,083	76,355
Total revenues collected	<u>4,046,754</u>	<u>673,949</u>	<u>1,247,491</u>	<u>5,968,194</u>
Expenditures				
Current				
General government	536,087	-	-	536,087
Public safety	1,382,672	-	-	1,382,672
Highways and streets	-	28,009	671,611	699,620
Cultural and recreational	1,633,242	-	1,713	1,634,955
Economic opportunity	60,000	-	305,775	365,775
Debt service	2,103	94,324	-	96,427
Capital outlay	420,629	-	-	420,629
Total expenditures	<u>4,034,733</u>	<u>122,333</u>	<u>979,099</u>	<u>5,136,165</u>
Excess of revenues over expenditures	12,021	551,616	268,392	832,029
Other financing sources (uses)				
Net proceeds/(uses) from bonds	-	(456,450)	-	(456,450)
Net proceeds/(uses) from capital leases	(166,624)	-	-	(166,624)
Net (uses) from other long-term assets	(37,567)	-	-	(37,567)
Net (uses) from other long-term liabilities	(111,018)	(658)	-	(111,676)
Transfers in	-	-	83,267	83,267
Transfers out	(83,267)	-	-	(83,267)
Total other financing sources and uses	<u>(398,476)</u>	<u>(457,108)</u>	<u>83,267</u>	<u>(772,317)</u>
Change in fund balances	(386,455)	94,508	351,659	59,712
Fund balances--beginning	1,019,546	1,361,939	1,206,456	3,587,941
Fund balances--ending	<u>\$ 633,091</u>	<u>\$ 1,456,447</u>	<u>\$ 1,558,115</u>	<u>\$ 3,647,653</u>

The accompanying notes are an integral part of the financial statements.

**CITY OF SEWARD, NEBRASKA
RECONCILIATION OF THE STATEMENT OF REVENUES, EXPENDITURES, AND
CHANGES IN FUND BALANCES OF GOVERNMENTAL FUNDS TO THE
STATEMENT OF ACTIVITIES
FOR THE YEAR ENDED SEPTEMBER 30, 2015**

Amounts reported for governmental activities in the statement of activities
(page 4) are different due to:

Net change in fund balances - Total governmental funds (page 6)	\$	59,712
---	----	--------

Governmental funds report capital outlays as expenditures. However, in the government-wide statements those outlays are capitalized and depreciated. This is the amount of governmental fund expenditures which were capitalized in the current year.		420,629
---	--	---------

Governmental funds report capital outlays as expenditures. However, in the statement of activities the cost of those assets is allocated over their estimated useful lives and reported as depreciation and amortization expense. This is the amount recorded as depreciation/amortization in the statement of activities in the current year.		(811,725)
--	--	-----------

Bond proceeds and other financing arrangements provide current financial resources to governmental funds; however, issuing debt increases long-term liabilities in the Statement of Net Position. In the current period, proceeds were received from: Other financing arrangements (net)		772,317
--	--	---------

Change in net position of governmental activities (page 4)	\$	440,933
--	----	---------

The accompanying notes are an integral part of the financial statements.

CITY OF SEWARD, NEBRASKA
STATEMENT OF NET POSITION - PROPRIETARY FUNDS
SEPTEMBER 30, 2015

	Combined Municipal Utilities Fund
ASSETS	
Current Assets	
Cash and cash equivalents	\$ 5,659,643
Certificates of deposit	4,512,145
Receivables, net	1,636,355
Due from other funds	72,947
Inventories	705,397
Restricted assets	
Cash and cash equivalents	934,327
Certificates of deposit	1,552,148
Total current assets	<u>15,072,962</u>
Noncurrent Assets	
Deferred financing costs	284,846
Capital assets, net	24,622,753
Total noncurrent assets	<u>24,907,599</u>
Total assets	<u><u>\$ 39,980,561</u></u>
LIABILITIES AND NET POSITION	
Current Liabilities	
Accounts payable	\$ 703,645
Accrued expenses	117,397
Deferred revenue	103,669
Current maturities of long-term debt	2,738,750
Interest payable	58,855
Total current liabilities	<u>3,722,316</u>
Noncurrent Liabilities	
Compensated absences	75,829
Long-term debt	10,789,886
Total noncurrent liabilities	<u>10,865,715</u>
Total liabilities	<u>14,588,031</u>
Net Position	
Net investment in capital assets	11,094,117
Restricted	2,486,475
Unrestricted	11,811,938
Total net position	<u>25,392,530</u>
Total liabilities and net position	<u><u>\$ 39,980,561</u></u>

The accompanying notes are an integral part of the financial statements.

CITY OF SEWARD, NEBRASKA
STATEMENT OF REVENUES, EXPENSES, AND CHANGES IN
FUND NET POSITION - PROPRIETARY FUNDS
FOR THE YEAR ENDED SEPTEMBER 30, 2015

	Combined Municipal Utilities Fund
Operating Revenues	
Charges for services	\$ 12,426,117
Other	259,428
Total operating revenue	<u>12,685,545</u>
Operating Expenses	
Purchased power	6,079,835
Maintenance and operation	1,954,246
General and administrative	883,602
Franchise tax	635,840
Depreciation	1,311,159
Total operating expenses	<u>10,864,682</u>
Operating Income	<u>1,820,863</u>
Nonoperating Revenues (Expenses)	
Interest income	45,994
Amortization of deferred financing costs	(66,982)
Interest expense	(376,091)
Net nonoperating revenues (expenses)	<u>(397,079)</u>
Change in net position	1,423,784
Net position, beginning of year	23,968,746
Net position, end of year	<u>\$ 25,392,530</u>

The accompanying notes are an integral part of the financial statements.

CITY OF SEWARD, NEBRASKA
STATEMENT OF CASH FLOWS - PROPRIETARY FUNDS
FOR THE YEAR ENDED SEPTEMBER 30, 2015

	Combined Municipal Utilities Fund
Cash flows from operating activities:	
Cash received from services	\$ 12,761,116
Payments to suppliers	(7,613,351)
Payments of franchise tax	(635,840)
Payments to employees	(1,545,485)
Net cash provided by operating activities	<u>2,966,440</u>
Cash flows from noncapital financing activities:	
Transfers from other funds	<u>-</u>
Net cash provided by noncapital financing activities	-
Cash flows from capital financing activities:	
Proceeds from issuance of debt	3,407,892
Issuance cost (less issuance refunding cost)	2,328
Principal paid on debt	(2,906,456)
Debt refunded	(1,295,000)
Interest paid on debt	(382,217)
Purchase of capital assets	(1,707,788)
Sale of capital assets	(29,496)
Net cash used by capital financing activities	<u>(2,910,737)</u>
Cash flows from investing activities:	
(Invested in)/withdrawn from certificates of deposit	(20,981)
Interest received	45,735
Net cash provided by investing activities	<u>24,754</u>
Net increase (decrease) in cash	80,457
Cash and cash equivalents--beginning of the year	6,513,513
Cash and cash equivalents--end of the year	<u><u>\$ 6,593,970</u></u>

The notes to the financial statements are an integral part of this report.

CITY OF SEWARD, NEBRASKA
STATEMENT OF CASH FLOWS - PROPRIETARY FUNDS
FOR THE YEAR ENDED SEPTEMBER 30, 2015

	<u>Combined Municipal Utilities Fund</u>
Reconciliation of operating income to net cash provided by operating activities	
<i>Operating Income</i>	\$ 1,820,863
Adjustments to reconcile operating income to net cash provided by operating activities:	
Add: Depreciation	1,311,159
Change in assets and liabilities:	
(Increase)/Decrease in accounts receivable	(65,143)
(Increase)/Decrease in due from other funds/governments	-
(Increase)/Decrease in inventories	(146,518)
Increase/(Decrease) in accounts payable	55,494
Increase/(Decrease) in accrued expenses	(3,442)
Increase/(Decrease) in due to other funds/governments	-
Increase/(Decrease) in deferred revenue	(5,973)
Total adjustments	<u>1,145,577</u>
Net cash provided by operating activities	<u><u>\$ 2,966,440</u></u>

The notes to the financial statements are an integral part of this report.

CITY OF SEWARD, NEBRASKA
NOTES TO THE FINANCIAL STATEMENTS
FOR THE YEAR ENDED SEPTEMBER 30, 2015

Note 1: Summary of Significant Accounting Policies

Nature of Operations and Reporting Entity

The City of Seward, Nebraska (City) operates under a Mayor-Council form of government with a Mayor and an elected legislative body, the Council, composed of eight members. The Council members are elected by ward on a nonpartisan basis for a term of four years. The administration of City government is performed under the direction of the Mayor through the City Administrator and administrative departments. Services are provided to residents in many areas, including public safety, highways and streets, health, planning and zoning, parks, recreation, electric system, water and wastewater system and general administrative services.

The City's financial statements present the government and utility departments of the City. Based upon the financial accountability criteria identified in Governmental Accounting Standards Board (GASB) Statement 14 *The Financial Reporting Entity* and Statement 39 *Determining Whether Certain Organizations are Component Units*, none of the City's significant potential component units were required to be included as part of the reporting entity. Regarding related organizations, the City's mayor appoints and the City Council approves all of the board appointments of the Seward Housing Authority and the Seward Volunteer Fire Department. However, the City has no further accountability for either of these organizations. As required by generally accepted accounting principles (GAAP), these financial statements present the City as a whole. No component units were identified.

Government-Wide and Fund Financial Statements

The Statement of Net Position and Statement of Activities display information about the activities of the City, and are in the format of government-wide statements as required by GASB Statement Number 34 and Number 63. Fiduciary activities, whose resources are not available to finance the City's programs, are excluded from the government-wide statements. The material effect of interfund activity has been removed from these statements. Exceptions to this general rule are payments-in-lieu of taxes and charges between the business-type functions and various other functions of the government. Elimination of these charges would distort the direct costs and program revenues reported for the various functions concerned. *Governmental activities*, which normally are supported by taxes and intergovernmental revenues, are reported separately from *business-type activities*, which rely to a significant extent on fees and charges for support.

The statement of activities demonstrates the degree to which the direct expenses of a given function or segment are offset by program revenues. *Direct expenses* are those that are clearly identifiable with a specific function or segment. *Program revenues* include 1) charges to customers or applicants who purchase, use, or directly benefit from goods, services, or privileges provided by a given function or segment and 2) grants and contributions that are restricted to meeting the operational or capital requirements of a particular function or segment. Taxes and other items not properly included among program revenues are reported instead as *general revenues*.

Separate financial statements are provided for governmental funds and proprietary funds. Major individual governmental funds and major individual enterprise funds are reported as separate columns in the fund financial statements. All remaining governmental funds are aggregated and reported as nonmajor funds.

CITY OF SEWARD, NEBRASKA
NOTES TO THE FINANCIAL STATEMENTS
FOR THE YEAR ENDED SEPTEMBER 30, 2015

Measurement Focus, Basis of Accounting and Financial Statement Presentation

The government-wide financial statements are reported using the *total economic resources measurement focus* and the *accrual basis of accounting*, as are the proprietary fund financial statements. Revenues are recorded when earned and expenses are recorded when a liability is incurred, regardless of the timing of related cash flows. Property taxes are recognized as revenues in the year for which they are levied. Grants and similar items are recognized as revenue as soon as all eligibility requirements have been met.

Governmental fund financial statements are reported using the *current financial resources measurement focus* and the *modified accrual basis of accounting*. Revenues are recognized when they are both measurable and available. Revenues are considered to be *available* when they are collectible within the current period or soon enough thereafter to pay liabilities of the current period. For this purpose, the City considers revenues to be available if they are collected within 60 days of the end of the current fiscal period. The City considers property taxes as available if they are collected within 60 days after year end. The City considers sales and use taxes as available when in the hands of the State of Nebraska, the intermediary collecting government. Expenditures generally are recorded when a liability is incurred, as under accrual accounting. However, debt service expenditures, including interest on long-term debt, as well as expenditures related to claims and judgments are recorded only when payment is due.

Property taxes, sales taxes, interdepartmental charges, intergovernmental revenues, and interest associated with the current fiscal period are all considered to be susceptible to accrual. Special assessments are recorded as revenues in the year the assessments become current. Annual installments not yet due are reflected as special assessment receivables and deferred revenues. Other revenue items are considered to be measurable and available only when cash is received by the City.

Major Funds

The City reports the following major governmental funds:

General Fund - The General Fund is the primary operating fund of the City which accounts for all financial resources not accounted for in another fund. Revenues are derived primarily from property and other local taxes, state and federal distributions, licenses, permits, charges for services and interest income.

Debt Service Fund - The Debt Service Fund accounts for financial resources that are restricted, committed or assigned to expenditure for principal and interest-related costs as well the financial resources being accumulated for future debt service.

The City also reports the Combined Municipal Utilities Fund (Utilities) as a major enterprise fund. The Utilities fund accounts for the activities of the electric, water and wastewater operations.

Proprietary Funds - Proprietary funds are used to account for the City's ongoing organizations and activities which are similar to those often found in the private sector. The measurement focus is upon determination of net income and capital maintenance. In reporting the financial activity of its proprietary funds, the City applies all applicable GASB pronouncements as well as Financial Accounting Standards Board (FASB) pronouncements issued on or before November 30, 1989, unless these pronouncements conflict with or contradict GASB pronouncements.

CITY OF SEWARD, NEBRASKA
NOTES TO THE FINANCIAL STATEMENTS
FOR THE YEAR ENDED SEPTEMBER 30, 2015

Amounts reported as program revenues include 1) charges to customers or applicants for goods, services, fines and forfeitures, or privileges provided, 2) operating grants and contributions, and 3) capital grants and contributions, including special assessments. Internally dedicated resources are reported as general revenues rather than as program revenues. Likewise, general revenues include all taxes.

Proprietary funds distinguish operating revenues and expenses from nonoperating items. Operating revenues and expenses generally result from providing services and producing and delivering goods in connection with a proprietary fund's principal ongoing operations. The principal operating revenues of the enterprise fund are charges to customers for goods and services. Operating expenses include the cost of sales and service, administrative expenses, and depreciation on capital assets. All revenues and expenses not meeting this definition are reported as nonoperating revenues and expenses.

When both restricted and unrestricted resources are available for use, it is the City's policy to use restricted resources first, then unrestricted resources as they are needed.

Fund Balance - Governmental Funds

The fund balances for the City's governmental funds are displayed in five components, if applicable:

Nonspendable - Nonspendable fund balances are not in a spendable form or are required to be maintained intact. For example, donated trust funds whose income is committed to the maintenance of the cemetery.

Restricted - Restricted fund balances may be spent only for the specific purposes stipulated by external resource providers, constitutionally or through enabling legislation. Restrictions may be changed or lifted only with the consent of resource providers.

Committed - Committed fund balances may be used only for the specific purposes determined by resolution of the City Council. Commitments may be changed or lifted only by issuance of a resolution by the City Council.

Assigned - Assigned fund balances are intended to be used by the City for specific purposes as determined by management. In governmental funds other than the general fund, an assigned fund balance represents the amount that is not restricted or committed. This indicates that resources in other governmental funds are, at a minimum, intended to be used for the purpose of that fund. In certain instances, City Council has authorized management to make such assignments as deemed necessary.

Unassigned - Unassigned fund balance is the residual classification for the general fund and includes all amounts not contained in the other classifications.

Fund balances are classified as nonspendable, restricted, committed, assigned or unassigned. When expenditures are incurred that use funds from more than one classification, the City will determine the order which the funds are used on a case-by-case basis, taking into account application requirements of grant agreements, contracts, business circumstances, or other constraints. If no other constraints exist, the order of spending of resources will be restricted, committed, assigned, and lastly, unassigned.

Cash, Cash Equivalents, Investments and Interest Income

Cash and cash equivalents are considered to be cash on hand, deposits and money market accounts held at financial institutions, and amounts due from the County Treasurer at year-end.

CITY OF SEWARD, NEBRASKA
NOTES TO THE FINANCIAL STATEMENTS
FOR THE YEAR ENDED SEPTEMBER 30, 2015

Statutes authorize the City to invest in collateralized bank certificates of deposit, time deposits, and in any securities in which the investment officer is authorized to invest pursuant to the Nebraska Capital Expansion Act and the Nebraska State Funds Investment Act and as provided in the authorized investment guidelines of the Nebraska Investment Council in effect on the date the investment is made.

Investment income is assigned to the funds with which the related investment asset is associated, except for investment income on investments related to bond issues which management has assigned to the debt service fund.

Special Assessments

Special assessments are recorded as revenues in the year the assessments become current. Special assessments expected to be collected after one year are recorded as deferred revenue on the governmental funds balance sheet. Annual installments not yet due are reflected as special assessments receivables and deferred revenues.

Unbilled Revenue

Billings for electric, water and wastewater revenues are rendered on a monthly basis. Unbilled electric water and wastewater revenues, representing estimated consumer usage for the periods between the last billing date and the end of the year, have been recorded.

Allowances for Uncollectible Accounts

Allowances for uncollectible accounts are maintained on all types of receivables that historically experience uncollectible amounts. Allowances are based on collection experience and management's evaluation of the current status of existing receivables.

Notes Receivable

Notes receivable represent amounts from an economic development loan program created to assist local businesses and start-ups with financing needs.

Inventories

Inventories are valued at cost using the first in, first out method.

Deferred Financing Costs

Charges resulting from the issuance of bonds are deferred and amortized over the repayment period of the bonds.

Prepaid Expenses

Prepaid balances are for payments made in the current year for goods or services provided in the subsequent fiscal year, when applicable. Prepaid amounts were \$5,692 for the fiscal year and thus management elected to report amounts as part of the net receivables.

CITY OF SEWARD, NEBRASKA
NOTES TO THE FINANCIAL STATEMENTS
FOR THE YEAR ENDED SEPTEMBER 30, 2015

Capital Assets

Capital assets, which include property, plant, equipment, and infrastructure assets (e.g. roads, bridges, drainage systems, and similar items), are reported in the applicable governmental or business-type activities columns in the government-wide financial statements. Capital assets are defined by the City as assets with an initial, individual cost of more than \$5,000. Such assets are recorded at historical cost or estimated historical cost where original cost is not available, or, in the case of contributed assets, at estimated fair value at the date of the gift.

The costs of normal maintenance and repairs are recorded as expenditures and are not capitalized.

Major outlays for capital assets and improvements are capitalized as projects are constructed. Interest incurred during the construction phase of capital assets is included as part of the capitalization value of the assets constructed.

Capital assets of the City are depreciated using the straight-line method over the following estimated useful lives:

<u>Assets</u>	<u>Years</u>
Buildings	40
Infrastructure	20-50
Machinery and equipment	5-15
Utility Plant	20-50

Compensated Absences

City employees generally earn vacation days at a variable rate based on years of service, and can carry over unused days each year. In the event of termination, an employee is entitled to vacation leave pay prorated to the time worked.

Employees generally earn sick leave at the rate of one day per month with total accumulation up to 900 hours. In the event of retirement, an employee is reimbursed 50% of the accumulated sick leave if the employee meets certain eligibility requirements.

Vacation leave and other compensated absences with similar characteristics are accrued as the benefits are earned if the leave is attributable to past services and it is probable that the City will compensate the employees for such benefits. Sick leave and other compensated absences with similar characteristics are accrued as the benefits are earned only to the extent that it is probable that the City will compensate the employees for such benefits. Such accruals are based on current salary rates and include salary-related payments associated with payments made for compensated absences on termination.

All vacation and sick leave is accrued when incurred in the government-wide and proprietary fund statements. In the governmental funds, compensated absences are not expected to be liquidated with expendable available financial resources and thus are not recorded as a fund liability.

Net Position Classification

Net position is required to be classified into three components – net investment in capital assets; restricted; and unrestricted. These classifications are defined as follows:

CITY OF SEWARD, NEBRASKA
NOTES TO THE FINANCIAL STATEMENTS
FOR THE YEAR ENDED SEPTEMBER 30, 2015

Net investment in capital assets – This component of net position consists of capital assets, net of accumulated depreciation, reduced by the outstanding balances of any bonds, mortgages, notes, or other borrowings that are attributable to the acquisition, construction, or improvement of those assets. If there are significant unspent related debt proceeds at year-end, the portion of the debt attributable to the unspent proceeds is not included in the calculation of invested in capital assets, net of related debt.

Restricted – This component of net position consists of constraints placed on net asset use through external constraints imposed by creditors (such as through debt covenants), contributors, or law or regulations of other governments or constraints imposed by law through constitutional provisions or enabling legislation.

Unrestricted – This component of net position consists of net positions that do not meet the definition of “restricted” or “net investment in capital assets.”

Budget and Budgetary Accounting

The City follows these procedures in establishing the budgetary data reflected in the financial statements:

- A proposed budget is submitted to the City Council for the upcoming fiscal year. The operating budget includes proposed expenditures and the means of financing them on a cash basis.
- A public hearing is held to obtain taxpayer comments.
- The budget is legally enacted through passage of an ordinance.
- The City has elected to use a single, all-purpose levy budget. Any revisions that alter the total expenditures must be approved by the City Council. During the year ended September 30, 2015, no revisions were required. Appropriations lapse at the end of the budget period.

Property Taxes

The following is a summary of the tax payment dates for the City’s property tax levies:

- Real estate taxes are levied by September 20 and become due by December 31 of each year, but may be paid in two equal installments. The first and second half of the taxes becomes delinquent on the following May 1, and September 1, respectively.
- Personal property taxes are due November 1 of each year and may be paid in two equal installments. The first and second half of the taxes becomes delinquent on December 1, and July 1, respectively.
- Motor vehicle taxes are due when an application is made for registration of a motor vehicle.

Use of Estimates

The preparation of financial statements in conformity with accounting principles generally accepted in the United States of America requires management to make estimates and assumptions that affect the reported amounts of assets and liabilities and disclosure of contingent assets and liabilities at the date of

CITY OF SEWARD, NEBRASKA
NOTES TO THE FINANCIAL STATEMENTS
FOR THE YEAR ENDED SEPTEMBER 30, 2015

the financial statements and the reported amounts of revenues and expenses during the reporting period. Actual results could differ from those estimates.

Note 2: Deposits and Investments

Deposits

Custodial credit risk is the risk that in the event of a bank failure, a government's deposits may not be returned to it. The City's deposit policy for custodial credit risk requires compliance with the provisions of state law.

State law requires collateralization of all deposits with federal depository insurance; bonds and other obligations of the U.S. Treasury, U.S. agencies, or instruments having an aggregate value at least equal to the amount of the deposits.

The City's cash deposits, including certificates of deposit, are insured up to \$250,000 by the FDIC. The amount is applicable at each financial institution where the City conducts such business.

Any cash deposits or certificates of deposit in excess of the \$250,000 FDIC limits are covered by collateral held in a pledge account.

Summary of Carrying Values

The carrying values of deposits are included in the government-wide statement of net position as follows:

Carrying Values:	
Cash held at county treasurer or on hand	\$ 53,113
Deposits	<u>16,142,710</u>
	<u>\$ 16,195,823</u>

Included in the following statement of net position captions as follows:

Cash and cash equivalents	\$ 9,514,907
Certificates of deposit	<u>6,680,916</u>
	<u>\$ 16,195,823</u>

Investment Income

The City earned interest income of \$61,569 for the fiscal year.

Custodial Credit Risk

For purposes of classifying categories of custodial risk, the bank balances of the City's deposits during the fiscal year were either entirely insured by the FDIC or collateralized with securities held by the City's agent in the City's name.

CITY OF SEWARD, NEBRASKA
NOTES TO THE FINANCIAL STATEMENTS
FOR THE YEAR ENDED SEPTEMBER 30, 2015

Interest Rate Risk

Interest rate risk is the risk that changes in interest rates will adversely affect the fair value of an investment. Duration is a measure of a debt investment's exposure to fair value changes arising from changes in interest rates. It uses the present value of cash flows, weighted for those cash flows as a percentage of the investments full price. The City invests primarily in certificates of deposit which effectively limits exposure to interest rate risk as certificates of deposit have fixed interest rates. The City's use of money market funds does expose the City to interest rate risk, but the effects of such exposure do not put the City's current operating environment at risk for failure as the City is not dependent on the performance of such funds to maintain its current operations.

Credit Risk

Credit risk is the risk that an issuer or other counterparty to an investment will not fulfill its obligations. By investing primarily in certificates of deposit and money market accounts the City effectively limits exposure to credit risk. Bond ratings are not applicable to the City's portfolio of cash and investments.

Concentration of Credit Risk

Concentration of credit risk is the risk of loss attributed to the magnitude of a government's investment in a single issuer. The City does not have exposure to concentration of credit risk as it keeps all funds in investment vehicles that are either insured by the FDIC or are collateralized with securities held in the City's name.

The City does not have exposure to foreign currency risk.

Note 3: Property Taxes

Property taxes are levied by the City Council, and collected by the County, on or before September 20 of each year. Real estate and personal property taxes are due and attach as an enforceable lien on January 1 following the levy date, and become delinquent in two equal installments on May 1 and September 1.

Cities are permitted by the State Constitution to levy a tax of assessed valuation for general governmental services other than the payment of principal and interest on bonded debt. They may levy taxes in addition to the levy limitation upon a vote of the people.

The levy set in September 2014, for the 2014 taxes to be materially collected in May and September, 2015, was set at \$.3180/\$100 of assessed valuation.

Additionally, there is currently a statutory lid limitation which limits taxation to the prior year's restricted funds authority, with provisions for growth. It may be increased by 1% annually as a result of a three-fourths majority vote by the Council.

CITY OF SEWARD, NEBRASKA
NOTES TO THE FINANCIAL STATEMENTS
FOR THE YEAR ENDED SEPTEMBER 30, 2015

Note 4: Receivables

Receivables at the fiscal year end consist of the following:

Fund	Taxes	Accounts Receivable	Special Assessments	Interest	Allowance for Uncollectible	Net Receivables
General	\$38,771	\$ 22,519	\$ -	\$ 81	\$ -	\$ 61,371
Debt Service	-	-	-	-	-	-
Utilities	-	1,637,111	-	3,444	(4,200)	1,636,355
Nonmajor	-	-	-	361	-	361
	<u>\$38,771</u>	<u>\$1,659,630</u>	<u>\$ -</u>	<u>\$ 3,886</u>	<u>\$ (4,200)</u>	<u>\$1,698,087</u>

Accounts receivable of the utilities fund includes unbilled revenue.

Note 5: Due from Other Governments

Due from other governments includes the following items:

Fund	Amount	Nature
Debt Service	\$ 215,938	State of Nebraska, Sales and Use Tax
Nonmajor	32,328	State of Nebraska, Sales and Use Tax
	2,887	CDBG NAHTF Grant
	51,000	State of Nebraska, Highway Allocation
	13,000	State of Nebraska, Motor Vehicle Fees
Total	<u>\$ 315,153</u>	

CITY OF SEWARD, NEBRASKA
NOTES TO THE FINANCIAL STATEMENTS
FOR THE YEAR ENDED SEPTEMBER 30, 2015

Note 6: Capital Assets

The following is a summary of capital asset transactions for the fiscal year end:

	Beginning Balance	Increases	Decreases	Ending Balance
Governmental Activities				
Capital assets, not being depreciated				
Land	\$ 780,414	\$ -	\$ -	\$ 780,414
Construction in progress	2,315,754	-	1,351,824	963,930
Total capital assets, not being depreciated	3,096,168	-	1,351,824	1,744,344
Capital assets, being depreciated				
Buildings	11,088,041	27,795	-	11,115,836
Machinery and Equipment	4,231,019	508,279	69,668	4,669,630
Infrastructure	10,146,223	1,878,000	-	12,024,223
Total capital assets, being depreciated	25,465,283	2,414,074	69,668	27,809,689
Less accumulated depreciation for				
Buildings	2,352,381	213,286	-	2,565,667
Machinery and equipment	2,418,422	265,279	69,668	2,614,033
Infrastructure	4,108,390	295,593	-	4,403,983
Total accumulated depreciation	8,879,193	774,158	69,668	9,583,683
Total capital assets, being depreciated, net	16,586,090	1,639,916	-	18,226,006
Governmental activities capital assets, net	<u>\$ 19,682,258</u>	<u>\$ 1,639,916</u>	<u>\$ 1,351,824</u>	<u>\$ 19,970,350</u>

CITY OF SEWARD, NEBRASKA
NOTES TO THE FINANCIAL STATEMENTS
FOR THE YEAR ENDED SEPTEMBER 30, 2015

	Increases	Increases	Decreases	Ending Balance
Business-type Activities				
Capital assets, not being depreciated				
Land	\$ 264,065	\$ -	\$ -	\$ 264,065
Construction in progress	202,571	893,919	-	1,096,490
Total capital assets, not being depreciated	466,636	893,919	-	1,360,555
Capital assets, being depreciated				
Buildings	1,251,539	-	-	1,251,539
Machinery and Equipment	2,511,986	311,241	-	2,823,227
Utility plant	40,321,424	502,629	-	40,824,053
Total capital assets, being depreciated	44,084,949	813,870	-	44,898,819
Less accumulated depreciation for				
Buildings	333,067	33,744	-	366,811
Machinery and equipment	1,668,597	136,332	-	1,804,929
Utility plant	18,323,797	1,141,084	-	19,464,881
Total accumulated depreciation	20,325,461	1,311,160	-	21,636,621
Total capital assets, being depreciated, net	23,759,488	(497,290)	-	23,262,198
Business-type activities capital assets, net	<u>\$ 24,226,124</u>	<u>\$ 396,629</u>	<u>\$ -</u>	<u>\$ 24,622,753</u>

Depreciation expense was charged to functions/programs as follows:

Governmental Activities	
General government	\$ 227,958
Public safety	144,666
Streets and highways	264,848
Cultural and recreational	136,686
Total depreciation expense - governmental activities	<u>\$ 774,158</u>
Business-Type Activities	
Combined municipal utilities	<u>\$ 1,311,159</u>

Depreciation expense of \$774,158 and amortization expense of \$37,567 for governmental activities and depreciation expense of \$1,311,159 and amortization expense of \$66,982 for business-type activities for the fiscal year end were recorded in the Statement of Activities. Depreciation includes amounts amortized for capital lease obligations.

CITY OF SEWARD, NEBRASKA
NOTES TO THE FINANCIAL STATEMENTS
FOR THE YEAR ENDED SEPTEMBER 30, 2015

Interest costs for governmental activities for the fiscal year were \$96,427 none of which was capitalized. Interest costs for business-type activities for the fiscal year were \$376,091 none of which was capitalized.

Note 7: Long-Term Debt and Liabilities

The following is a summary of long-term liability activity of the City for the fiscal year end:

	Beginning Balance	Increases	Decreases	Ending Balance	Due Within One Year
Governmental Activities					
Long-term debt					
General obligation bonds	\$ 4,291,800	\$ -	\$ 456,450	\$ 3,835,350	\$ 862,900
Capital lease obligation	618,194	328,541	166,624	780,111	119,763
Deferred for refunding	(119,830)	26,618	-	(93,212)	-
Total long-term debt	4,790,164	355,159	623,074	4,522,249	982,663
Other liabilities					
Compensated absences	185,700	196,186	177,456	204,430	92,738
Governmental activities long-term liabilities	<u>\$ 4,975,864</u>	<u>\$ 551,345</u>	<u>\$ 800,530</u>	<u>\$ 4,726,679</u>	<u>\$ 1,075,401</u>
Business-Type Activities					
Long-term debt					
Revenue and anticipation bonds	\$ 13,980,000	\$ 3,407,892	\$ 4,144,906	\$ 13,242,986	\$ 2,683,650
General obligation bonds	342,200		56,550	285,650	55,100
Total long-term debt	14,322,200	3,407,892	4,201,456	13,528,636	2,738,750
Other liabilities					
Compensated absences	136,209	86,239	89,353	133,095	57,266
Business-type activities long-term liabilities	<u>\$ 14,458,409</u>	<u>\$ 3,494,131</u>	<u>\$ 4,290,809</u>	<u>\$ 13,661,731</u>	<u>\$ 2,796,016</u>

Compensated absences are liquidated in both the governmental and business-type funds as applicable.

CITY OF SEWARD, NEBRASKA
NOTES TO THE FINANCIAL STATEMENTS
FOR THE YEAR ENDED SEPTEMBER 30, 2015

Long-term debt is comprised of the following individual issues:

	Original Amount	Interest Rate	Principal Amount Outstanding
General Obligation Bonds			
General Obligation Refunding Bonds, Series 2011, due serially through 2023	1,475,000	0.55% to 3.65%	1,180,000
General Obligation Refunding Bonds, Series 2012, due serially through 2022 (A)	1,482,600	0.30% to 2.15%	1,074,350
Highway Allocation Fund Pledge Bonds, Series 2012, due in 2024	190,000	2.35%	190,000
Highway Allocation Fund Pledge, Series 2013, due serially through 2028	710,000	0.40% to 3.90%	630,000
Highway Allocation Fund Pledge, Series 2013, due serially through 2024	100,000	2.25% to 3.60%	95,000
Public Safety Tax Anticipation Bonds, Series 2014, due serially through 2024	404,000	1.15% to 2.55%	366,000
General Obligation Refunding Bonds, Series 2014, due serially through 2023	500,000	0.20% to 2.25%	300,000
Total long-term general obligation bonds			<u><u>\$ 3,835,350</u></u>

CITY OF SEWARD, NEBRASKA
NOTES TO THE FINANCIAL STATEMENTS
FOR THE YEAR ENDED SEPTEMBER 30, 2015

	Original Amount	Interest Rate	Principal Amount Outstanding
Revenue Bonds			
Sanitary Sewer System Revenue Refunding Bonds, Series 2010, due serially through 2018	\$ 765,000	0.85% to 3.00%	\$ 300,000
Water System Revenue Refunding Bonds, due in 2023	1,305,000	2.0% to 2.35%	1,165,000
Electric Revenue Refunding Bonds, Series 2011 due serially through 2025	1,750,000	1.30% to 4.10%	1,595,000
Water System Revenue Refunding Bonds, Series 2014 Series 2011, due serially through 2026	1,305,000	1.70% to 4.25%	1,225,000
Sanitary Sewer System Revenue Bonds, Series 2011, due serially through 2031	3,790,000	0.50% to 4.00%	3,430,000
Electric Revenue Bonds, Series 2011B, due in 2025 and 2026	390,000	3.30% to 3.50%	390,000
Electric Revenue Refunding Bonds, Series 2012, due serially through 2025	1,855,000	0.40% to 2.55%	1,250,000
Sanitary Sewer System Revenue Bonds, Series 2011B, due serially through 2031	170,000	4.00%	150,000
Sanitary Sewer System Revenue Bonds, Series 2013, Due in 2032	50,000		50,000
Water System Revenue Bonds, Series 2013, due in 2027	90,000	2.85%	90,000
Water Revenue Anticipation Note, Series 2013B, due serially through 2033	1,580,000	1.50% to 4.40%	1,520,000
Electric Revenue Anticipation Notes, Series 2014 due in 2016	1,980,000	0.65%	1,980,000
Total revenue bonds			13,145,000
General Obligation Refunding Bonds, Series 2012, due serially through 2022 (A)	452,400	0.30% to 2.15%	285,650
Total long-term debt - business-type activities			<u>\$ 13,430,650</u>

(A) General Obligation Refunding Bond issue was for refunding general obligation various purpose bonds and general obligation refunding bonds previously issued for street improvements, a water extension, and sanitary sewer extension. The debt has been split 71% general obligation and 29% municipal utilities debt.

CITY OF SEWARD, NEBRASKA
NOTES TO THE FINANCIAL STATEMENTS
FOR THE YEAR ENDED SEPTEMBER 30, 2015

Maturities of the long-term debt, subject to mandatory redemption are as follows:

Year Ending September 30,	Governmental Activities			
	General Obligation Bonds		Capital Lease	
	Principal	Interest	Principal	Interest
2016	382,900	82,882	\$ 559,763	\$ 28,537
2017	403,900	77,784	62,629	7,897
2018	407,450	71,553	87,734	6,250
2019	381,500	65,814	29,987	837
2020	390,050	59,313	-	-
2021-2025	1,699,550	130,337	-	-
2026-2034	170,000	13,261	-	-
	<u>\$ 3,835,350</u>	<u>\$ 500,944</u>	<u>\$ 740,113</u>	<u>\$ 43,521</u>

Year Ending September 30,	Business-Type Activities					
	Revenue Bonds		Anticipation Notes		General Obligation Bonds	
	Principal	Interest	Principal	Interest	Principal	Interest
2016	2,675,000	349,730	\$ -	\$ -	55,100	5,269
2017	790,000	324,151	-	-	55,100	4,828
2018	725,000	309,296	-	-	56,550	4,311
2019	735,000	292,527	-	-	43,500	2,604
2020	760,000	274,721	-	-	44,950	-
2021-2026	4,180,000	1,033,378	-	-	30,450	-
2026-2030	2,510,000	391,798	-	-	-	-
2031-204	770,000	53,622	-	-	-	-
	<u>\$ 13,145,000</u>	<u>\$ 3,029,223</u>	<u>\$ -</u>	<u>\$ -</u>	<u>\$ 285,650</u>	<u>\$ 17,012</u>

The ordinances authorizing the issuance of the bonds set forth the covenants and obligations of the City with respect to the Proprietary Funds. The revenue bonds are payable solely from the revenues of each proprietary fund. The City has pledged future utility revenues to repay the principal and interest on revenue bonds shown above through the established repayment period. Provisions in the revenue bond ordinances contain limits and restrictions on annual debt service requirements, maintenance of and flow of monies through various restricted accounts and minimum amounts to be maintained in various accounts. It is management's opinion they are in compliance with all such significant provisions.

CITY OF SEWARD, NEBRASKA
NOTES TO THE FINANCIAL STATEMENTS
FOR THE YEAR ENDED SEPTEMBER 30, 2015

Conduit Debt

The following comprises notes for which the City acted as a conduit for the issuance:

Description	Balance Outstanding
Tax increment revenue notes, Sports Express Project	\$ 27,666
Tax increment revenue notes, Progressive Sheet Metal Project	39,941
Tax increment revenue notes, Seward Hotel Project	190,154
Tax increment revenue notes, B&M Seed Project	52,819
Tax increment revenue notes, Jones National Bank & Trust	612,019
Tax increment revenue notes, Jones Insurance	67,246
Tax increment revenue notes, Roger Gamble Investments, Inc.	22,127
Tax increment revenue notes, Helmink Printing	35,394
Tax increment revenue notes, Rue 6	13,673
Tax increment revenue notes, Peek Properties	26,983
Tax increment revenue notes, Grimes Construction	34,362
Tax increment revenue notes, SBSX Properties Inc.	13,609
Tax increment revenue notes, CNG Inc.	910,000
Tax increment revenue notes, Lindner	76,000
	<u>\$ 2,121,993</u>

These notes do not constitute any indebtedness of the City. The City has no responsibility for repayment of this debt, and therefore, it is not included in these financial statements.

Note 8: Pension Plans

The City provides pension benefits for all of its full-time employees through two defined contribution plans. Benefits depend solely on amounts contributed to the plan plus investment earnings.

Police Pension Plan

The City sponsors a defined contribution pension plan covering all certified police officers. Employees are eligible to participate from the date of employment. Both the employee and employer contribute an amount equal to 6% of the employee's base salary each month. Employees covered by the Plan may also make voluntary contributions. The City made employer contributions of \$33,278 to the plan during the fiscal year.

City Employee Pension Plan

The City also sponsors a defined contribution pension plan covering substantially all other City employees. Employees are eligible to participate after a six month introduction period beginning from the date of hire. Both the employee and employer contribute an amount equal to 6% of the employee's base salary each month. Employees covered by the Plan may also make voluntary contributions. The City made employer contributions of \$97,393 to the plan during the fiscal year.

CITY OF SEWARD, NEBRASKA
NOTES TO THE FINANCIAL STATEMENTS
FOR THE YEAR ENDED SEPTEMBER 30, 2015

Note 9: Risk Management

The City is exposed to various risk of loss including, but not limited to, torts; theft of, damage to, and destruction of assets; errors and omission; injuries to employees, renters, and guests; natural disasters.

The City makes periodic payments to their insurance providers to protect themselves against the various risks listed above. During the year ended September 30, 2015, the City did not reduce insurance coverage from levels in place during the prior year. No settlements have exceeded coverage levels in place during the past three fiscal years.

Note 10: Interfund Balances and Activity Transfers

During the course of operations, numerous transactions occur between individual funds that may result in amounts owed between funds. Those that are related to goods and services type transactions are classified as “due to and from other funds”.

Transfers are used to (a) move revenues from the fund that statute or budget requires to collect them to the fund that statute or budget requires to expend them, (b) move revenues from restricted funds to funds where the expenditures were incurred related to the restriction, and to (c) use unrestricted revenues collected in the general fund to finance various programs accounted for in other funds in accordance with budgetary authorizations.

Transfers to/from other funds for the year ended September 30, 2015, consisted of an \$83,267 transfer from the general fund to the nonmajor governmental funds.

Transfers between activities are used to reclassify business-type activity amounts previously classified as governmental activities. The reclassified amounts consist of a combination of long-term debt and noncurrent assets.

Note 11: Commitments and Contingent Liabilities

Power Contract

On January 1, 1994, the City entered into a contract with the Nebraska Public Power District (NPPD) for the purchase of electric power on a wholesale basis for a term of twenty-five years. The contract stipulates that if the City determines at any time it wishes to obtain power from some other source, it must give written notice to NPPD three years prior to the time it proposes to make the change. Beginning on the date of the changes, the City will be obligated to pay for, each month, an amount of power equal to an average of the maximum amounts of power purchased during the same month in each of the three years prior to the date of change. As of the date of this report, the City plans to continue its contract with NPPD and thus no liability associated with this commitment has been accrued on the financial statements.

Federal Grants

The City has received financial assistance from federal and state agencies in the form of grants. Disbursements of funds received under these programs generally require compliance with terms and conditions specified in the grant agreements and are subject to audit. Any disallowed claims resulting

CITY OF SEWARD, NEBRASKA
NOTES TO THE FINANCIAL STATEMENTS
FOR THE YEAR ENDED SEPTEMBER 30, 2015

from such audits could become a liability of the General Fund or other funds. The City does not believe disallowed claims, if any, would have a materially adverse effect on the City's financial position at the fiscal year end.

Litigation

The City has claims and litigation pending, which arise in the normal course of business, none of which management expects will result in any material loss to the City.

Note 12: Capital Lease Obligations and Other Loans

The City leases certain equipment under lease agreements that are classified as capital leases for accounting purposes in accordance with GAAP. Obligations of these lease agreements are accounted for in the governmental activities of the government-wide statements. At the fiscal year end, the net book value of the assets acquired through capital leases and other loans was \$997,690. The net present value of the future minimum lease payments at the fiscal year end is \$740,113 of which \$559,763 is due within one year as documented in Note 7.

Depreciation expense includes amounts amortized for capital lease obligations. No contingent rentals were incurred for the year and no material sublease rentals are to be received in the future under non-cancelable subleases.

Note 13: Subsequent Events

Subsequent events have been evaluated through DATE, which is the date the financial statements were available to be issued. During the review of subsequent events an issue was noted that was required to be disclosed in the notes to the financial statements.

The City is currently moving towards purchasing the local golf course and club house (commonly described as the Seward Country Club). As of this audit report date the auditors were not yet aware of any specific financial information regarding the purchase since negotiations were still taking place.

REQUIRED SUPPLEMENTARY INFORMATION

CITY OF SEWARD, NEBRASKA
STATEMENT OF REVENUES AND EXPENDITURES -
BUDGET (NON-GAAP) AND ACTUAL (ON BUDGETARY BASIS) -
GENERAL FUND
FOR THE YEAR ENDED SEPTEMBER 30, 2015

	Original and Final Budget	Actual on Budgetary Basis	Variance Favorable (Unfavorable)
REVENUES			
Taxes	\$ 3,540,768	\$ 3,102,465	\$ (438,303)
Permits and fees	305,900	335,670	29,770
Grants and other state receipts	101,577	(166,933)	(268,510)
Other local receipts	2,804,887	558,191	(2,246,696)
Total revenues	<u>\$ 6,753,132</u>	<u>\$ 3,829,393</u>	<u>\$ (2,923,739)</u>
EXPENDITURES			
Operating expenses	\$ 4,208,649	\$ 3,600,491	\$ 608,158
Capital improvements	2,179,065	420,629	1,758,436
Other capital outlay	51,624	398,476	(346,852)
Total expenditures	<u>\$ 6,439,338</u>	<u>\$ 4,419,596</u>	<u>\$ 2,019,742</u>
Excess (deficiency) of revenues collected over expenditures	<u>\$ 313,794</u>	<u>\$ (590,203)</u>	<u>\$ (903,997)</u>

RECONCILIATION OF THE BUDGETARY BASIS INFORMATION TO GAAP BASIS

	Actual on Budgetary Basis	Reconciliation from Budget to GAAP	Actual on GAAP Basis
REVENUES			
Taxes	\$ 3,102,465	\$ (1,464)	\$ 3,101,001
Permits and fees	335,670	-	335,670
Grants and other state receipts	(166,933)	218,825	51,892
Other local receipts	558,191	-	558,191
Total revenues	<u>\$ 3,829,393</u>	<u>\$ 217,361</u>	<u>\$ 4,046,754</u>
EXPENDITURES			
Operating expenses	\$ 3,600,491	\$ 13,613	\$ 3,614,104
Capital improvements	420,629	-	420,629
Other capital outlay	398,476	-	398,476
Total expenditures	<u>\$ 4,419,596</u>	<u>\$ 13,613</u>	<u>\$ 4,433,209</u>

CITY OF SEWARD, NEBRASKA
STATEMENT OF REVENUES AND EXPENDITURES -
BUDGET (NON-GAAP) AND ACTUAL (ON BUDGETARY BASIS) -
DEBT SERVICE FUND
FOR THE YEAR ENDED SEPTEMBER 30, 2015

	Original and Final Budget	Actual on Budgetary Basis	Variance Favorable (Unfavorable)
REVENUES			
Taxes	\$ 950,000	\$ 671,856	\$ (278,144)
Other local receipts	1,300	2,093	793
Total revenues	<u>\$ 951,300</u>	<u>\$ 673,949</u>	<u>\$ (277,351)</u>
EXPENDITURES			
Debt service	\$ 607,848	\$ 551,432	\$ 56,416
Operating expenses	35,000	28,009	6,991
Total expenditures	<u>\$ 642,848</u>	<u>\$ 579,441</u>	<u>\$ 63,407</u>
 Excess (deficiency) of revenues collected over expenditures			
	<u>\$ 308,452</u>	<u>\$ 94,508</u>	<u>\$ (213,944)</u>

RECONCILIATION OF THE BUDGETARY BASIS INFORMATION TO GAAP BASIS

	Actual on Budgetary Basis	Reconciliation from Budget to GAAP	Actual on GAAP Basis
REVENUES			
Taxes	\$ 671,856	\$ -	\$ 671,856
Other local receipts	2,093	-	2,093
Total revenues	<u>\$ 673,949</u>	<u>\$ -</u>	<u>\$ 673,949</u>
EXPENDITURES			
Debt service	\$ 551,432	\$ -	\$ 551,432
Operating expenses	28,009	-	28,009
Total expenditures	<u>\$ 579,441</u>	<u>\$ -</u>	<u>\$ 579,441</u>

SUPPLEMENTARY INFORMATION

CITY OF SEWARD, NEBRASKA
COMBINING STATEMENTS OF NET POSITION - PROPRIETARY FUNDS
SEPTEMBER 30, 2015

	ELECTRIC	WATER	WASTEWATER	TOTAL
ASSETS				
Current Assets				
Cash and cash equivalents	\$ 1,771,476	\$ 3,291,586	\$ 596,581	\$ 5,659,643
Certificates of deposit	3,971,450	200,093	340,602	4,512,145
Receivables, net	1,263,770	217,392	155,193	1,636,355
Due from other funds	72,947	-	-	72,947
Inventories	627,528	77,869	-	705,397
Restricted assets				
Cash and cash equivalents	84,657	705,857	143,813	934,327
Certificates of deposit	767,247	462,226	322,675	1,552,148
Total current assets	<u>8,559,075</u>	<u>4,955,023</u>	<u>1,558,864</u>	<u>15,072,962</u>
Noncurrent Assets				
Deferred financing costs	109,960	102,818	72,068	284,846
Capital assets, net	<u>7,688,011</u>	<u>9,545,538</u>	<u>7,389,204</u>	<u>24,622,753</u>
Total noncurrent assets	<u>7,797,971</u>	<u>9,648,356</u>	<u>7,461,272</u>	<u>24,907,599</u>
Total assets	<u>\$ 16,357,046</u>	<u>\$ 14,603,379</u>	<u>\$ 9,020,136</u>	<u>\$ 39,980,561</u>
LIABILITIES AND NET POSITION				
Current Liabilities				
Accounts payable	\$ 673,019	\$ 9,612	\$ 21,014	\$ 703,645
Accrued expenses	58,452	33,034	25,911	117,397
Deferred revenue	102,169	1,500	-	103,669
Current maturities of long-term debt	2,230,000	299,925	208,825	2,738,750
Interest payable	<u>14,828</u>	<u>36,223</u>	<u>7,804</u>	<u>58,855</u>
Total current liabilities	<u>3,078,468</u>	<u>380,294</u>	<u>263,554</u>	<u>3,722,316</u>
Noncurrent Liabilities				
Compensated Absences, noncurrent	37,310	25,589	12,930	75,829
Long-term Debt	<u>2,996,410</u>	<u>3,979,763</u>	<u>3,813,713</u>	<u>10,789,886</u>
Total noncurrent liabilities	<u>3,033,720</u>	<u>4,005,352</u>	<u>3,826,643</u>	<u>10,865,715</u>
Total liabilities	<u>6,112,188</u>	<u>4,385,646</u>	<u>4,090,197</u>	<u>14,588,031</u>
Net Position				
Net investment in capital assets	2,461,601	5,265,850	3,366,666	11,094,117
Restricted	851,904	1,168,083	466,488	2,486,475
Unrestricted	<u>6,931,353</u>	<u>3,783,800</u>	<u>1,096,785</u>	<u>11,811,938</u>
Total net position	<u>10,244,858</u>	<u>10,217,733</u>	<u>4,929,939</u>	<u>25,392,530</u>
Total liabilities and net position	<u>\$ 16,357,046</u>	<u>\$ 14,603,379</u>	<u>\$ 9,020,136</u>	<u>\$ 39,980,561</u>

The accompanying notes are an integral part of the financial statements.

CITY OF SEWARD, NEBRASKA
COMBINING STATEMENTS OF REVENUES, EXPENSES, AND CHANGES IN FUND NET POSITION -
PROPRIETARY FUNDS
FOR THE YEAR ENDED SEPTEMBER 30, 2015

	ELECTRIC	WATER	WASTEWATER	TOTAL
Operating Revenues				
Charges for services	\$ 9,551,123	\$ 1,576,454	\$ 1,298,540	\$ 12,426,117
Other	135,070	106,506	17,852	259,428
Total operating revenues	<u>9,686,193</u>	<u>1,682,960</u>	<u>1,316,392</u>	<u>12,685,545</u>
Operating Expenses				
Purchased power	6,079,835	-	-	6,079,835
Maintenance and operation	960,501	491,733	502,012	1,954,246
General and administrative	400,551	256,800	226,251	883,602
Franchise tax	484,944	84,318	66,578	635,840
Depreciation	590,741	318,931	401,487	1,311,159
Total operating expenses	<u>8,516,572</u>	<u>1,151,782</u>	<u>1,196,328</u>	<u>10,864,682</u>
Operating Income	<u>1,169,621</u>	<u>531,178</u>	<u>120,064</u>	<u>1,820,863</u>
Nonoperating Revenues (Expenses)				
Interest income	29,216	7,794	8,984	45,994
Amortization of deferred financing costs	(48,328)	(11,160)	(7,494)	(66,982)
Interest expense	<u>(95,802)</u>	<u>(146,529)</u>	<u>(133,760)</u>	<u>(376,091)</u>
Total other financing sources and uses	<u>(114,914)</u>	<u>(149,895)</u>	<u>(132,270)</u>	<u>(397,079)</u>
Change in fund balances	1,054,707	381,283	(12,206)	1,423,784
Transfers between proprietary activities	(1)	1		-
Net position--beginning	9,190,152	9,836,449	4,942,145	23,968,746
Net position--ending	<u>\$ 10,244,858</u>	<u>\$ 10,217,733</u>	<u>\$ 4,929,939</u>	<u>\$ 25,392,530</u>

The accompanying notes are an integral part of the financial statements.

OTHER INFORMATION

CITY OF SEWARD, NEBRASKA
SCHEDULES OF KWH COMPUTATION
YEARS ENDED SEPTEMBER 30, 2015 AND 2014
(UNAUDITED)

	<u>2015</u>	<u>2014</u>
Total KWH purchased	97,994,543	98,071,224
Total KWH consumed (metered) (See Note)	<u>93,714,160</u>	<u>93,845,701</u>
Line loss - KWH	<u>4,280,383</u>	<u>4,225,523</u>
Line loss (as percentage of purchased)	<u>4.37%</u>	<u>4.31%</u>
Operating revenue generated per KWH purchased	\$ 0.0988	\$ 0.0914
Operating expenses per KWH purchased		
Purchased power	0.0620	0.0624
Maintenance and operation	0.0098	0.0107
General and administrative	0.0041	0.0048
Franchise tax	0.0049	0.0046
Depreciation	<u>0.0060</u>	<u>0.0058</u>
	<u>0.0868</u>	<u>0.0883</u>
Operating income per KWH purchased	<u>0.0120</u>	<u>0.0031</u>
Non-operating revenues (expenses) per KWH purchased		
Interest income	0.0003	0.0003
Amortization of deferred issuance costs	<u>(0.0005)</u>	<u>(0.0004)</u>
	<u>(0.0002)</u>	<u>(0.0001)</u>
Net income before interest expense, per KWH purchased	<u>\$ 0.0118</u>	<u>\$ 0.0030</u>

Note: The seasonal usage consumed during comparable annual periods varies. The rate structure differs for a given season, thus revenue may fluctuate based upon that seasonal usage.

GABRIEL, BURGER & ELSE, CPA, PC

Duane J Gabriel, CPA
Ryan L Burger, CPA
Regan L Else, CPA

135 N 5th Street
Seward, Nebraska 68434
Phone: 402-643-4557
www.gbcepa.com

REPORT ON INTERNAL CONTROL OVER FINANCIAL REPORTING AND ON COMPLIANCE AND OTHER MATTERS BASED ON AN AUDIT OF FINANCIAL STATEMENTS PERFORMED IN ACCORDANCE WITH GOVERNMENT AUDITING STANDARDS

The Mayor and City Council
City of Seward, Nebraska

We have audited, in accordance with the auditing standards generally accepted in the United States of America and the standards applicable to financial audits contained in *Government Auditing Standards* issued by the Comptroller General of the United States, the financial statements of the business-type activities of the City of Seward, Nebraska (City) as of and for the years ended September 30, 2015, and the related notes to the financial statements, which collectively comprise the City's basic financial statements and have issued our report thereon dated DATE.

Internal Control over Financial Reporting

In planning and performing our audit of the financial statements, we considered the City's internal control over financial reporting (internal control) to determine the audit procedures that are appropriate in the circumstances for the purpose of expressing our opinions on the financial statements, but not for the purpose of expressing an opinion on the effectiveness of the City's internal control. Accordingly, we do not express an opinion on the effectiveness of the City's internal control.

Our consideration of internal control was for the limited purpose described in the preceding paragraph and was not designed to identify all deficiencies in internal control that might be material weaknesses or significant deficiencies and therefore, material weaknesses or significant deficiencies may exist that were not identified. However, as described in the accompanying schedule of findings and questioned responses we identified a certain deficiency in internal control that we consider to be a material weakness.

A *deficiency in internal control* exists when the design or operation of a control does not allow management or employees, in the normal course of performing their assigned functions, to prevent, or detect and correct, misstatements on a timely basis. A *material weakness* is a deficiency, or a combination of deficiencies, in internal control such that there is a reasonable possibility that a material misstatement of the entity's financial statements will not be prevented, or detected and corrected on a timely basis. We consider the deficiencies described in the accompanying schedule of findings and responses as Finding 2015-1, 2015-2, 2015-3, 2015-4, and 2015-5 to be material weaknesses.

Compliance and Other Matters

As part of obtaining reasonable assurance about whether the City's financial statements are free from material misstatement, we performed tests of its compliance with certain provisions of laws, regulations, contracts, and grant agreements, noncompliance with which could have a direct and material effect on the determination of financial statement amounts. However, providing an

opinion on compliance with those provisions was not an objective of our audit, and accordingly, we do not express such an opinion. The results of our tests disclosed no instances of noncompliance or other matters that are required to be reported under *Government Auditing Standards*.

City's Response to Findings

The City's response to the findings identified in our audit is described in the accompanying schedule of findings and questioned responses. The City's response was not subjected to the auditing procedures applied in the audit of the financial statements and, accordingly, we express no opinion on it.

Purpose of this Report

The purpose of this report is solely to describe the scope of our testing of internal control and compliance and the results of that testing, and not to provide an opinion on the effectiveness of the entity's internal control or on compliance. This report is an integral part of an audit performed in accordance with *Government Auditing Standards* in considering the entity's internal control and compliance. Accordingly, this communication is not suitable for any other purpose.

GBE, CPA, PC
Seward, Nebraska
DATE

CITY OF SEWARD, NEBRASKA
SCHEDULE OF FINDINGS AND RESPONSES
FOR THE YEAR ENDED SEPTEMBER 30, 2015

Finding 2015-1 Segregation of Duties

Criteria: Good internal control includes a plan of organization, procedures, and records designed to safeguard assets and provide reliable financial records. A system of internal control should include proper segregation of duties so no one individual is capable of handling all phases of a transaction from beginning to end.

Condition: The limited number of administrative employees results in an inadequate internal control structure. We noted the City had a lack of segregation of duties as one person was capable of handling all aspects of processing transactions from beginning to end.

Effect: A lack of segregation of duties increases the risk of possible errors or irregularities.

Recommendation: We recommend the City review the situation to determine whether the cost of properly segregating duties is worth the benefit. We further recommend the City consider implementing certain compensating controls to reduce risk in this area.

Response: The City Council has allocated the funds in the current budget to hire another position within the Administration. The Administration will make a recommendation to the Personnel Committee regarding the duties and responsibilities of this position. The Administration and staff will make adjustments to the duties and responsibilities of current staff to complement the new position. This realignment of positions would likely address the segregation of duties issue, which would decrease the risk of possible errors or irregularities.

Finding 2015-2 Financial Statement Preparation

Criteria: Good internal control requires entities have personnel in place to produce financial statements, which includes the notes to the financial statements, in accordance with GAAP and other applicable standards.

Condition: Though management demonstrates the capability of running a governmental organization, we noted a lack of expertise and knowledge was evident in the area of financial statement preparation in accordance with GAAP and other applicable standards. Additionally, numerous material audit adjustments were brought to management's attention during the audit.

Effect: Without proper personnel, there is an increased risk the financial statements may be materially misstated.

Recommendation: We recommend the City weigh the cost benefit of providing training to current personnel in the areas of GAAP and financial statement preparation or hiring additional personnel with this expertise.

Response: The City Council has allocated the funds in the current budget to hire another position within the Administration. The Administration will make a recommendation to the Personnel Committee regarding the duties and responsibilities of this position. The Administration and staff will make adjustments to the duties and responsibilities of current staff to complement the new position. The Administration and staff will review whether additional cross-training is a viable option.

CITY OF SEWARD, NEBRASKA
SCHEDULE OF FINDINGS AND RESPONSES
FOR THE YEAR ENDED SEPTEMBER 30, 2015

Finding 2015-3 Fund Balances

Criteria: The Government Accounting Standards Board has issued standards regarding, and the American Institute of Certified Public Accountants has issued guidance for, the preparation and presentation of fund financial statements.

Condition: Management's financial reports, including its year-end trial balance, had a material disregard for fund accounting, including beginning and ending fund balances.

Effect: Without proper accounting for individual fund balances, the entity's financial reports are not easily prepared in accordance with government accounting standards and could contain numerous errors or misstatements.

Recommendation: We recommend the City weigh the cost benefit of providing training to current personnel in the areas of governmental and proprietary fund accounting and financial statement preparation or hiring additional personnel with this expertise.

Response: The City Council has allocated the funds in the current budget to hire another position within the Administration. The Administration will make a recommendation to the Personnel Committee regarding the duties and responsibilities of this position. The Administration and staff will make adjustments to the duties and responsibilities of current staff to complement the new position. The Administration and staff will review whether additional cross-training is a viable option to complement the new position.

Finding 2015-4 Risk Assessment

Criteria: Good internal control requires those charged with governance be actively involved in evaluating areas of risk for the entity. This risk assessment should be documented and objectives for assessing risk might include:

- Ensure entity and financial reporting objectives (and, if applicable, compliance objectives relative to major programs) are established, documented, and communicated.
- Ensure accounting principles are properly applied in the preparation of the financial statements (and, if applicable, the entity's schedule of expenditures of federal awards).
- Management should established practices for the identification of risks affecting the entity (and, if applicable, its major programs).
- Management should consider the entire organization as well as its extended relationships in its risk assessment process.
- Management should implement mechanisms to anticipate, identify, and react to changes.
- Management should evaluate and mitigate risk appropriately.
- Management should developed an appropriate fraud risk assessment and monitoring process.

Condition: Those charged with governance have not established proper risk assessment policies and procedures.

CITY OF SEWARD, NEBRASKA
SCHEDULE OF FINDINGS AND RESPONSES
FOR THE YEAR ENDED SEPTEMBER 30, 2015

Effect: Without risk assessment procedures there is an increased risk of material misstatement and noncompliance.

Recommendation: We recommend the City Treasurer establish risk assessment policies and procedures and document its review of certain objectives on a routine basis, no less than annually.

Response: While the City has not maintained a documented risk assessment, risks are continually evaluated, discussed and mitigating processes adopted. The Administration and staff will consider implementation of a documented risk assessment.

Finding 2015-5 Documentation of Grants

Criteria: Sound business practices require adequate recordkeeping and structure to account for grant revenues and to oversee projects. Furthermore, sound accounting practices dictate that revenues and expenditures be tracked independently.

Condition: During grant revenue testing we noted a general lack of centralized knowledge and recordkeeping regarding for grants funds including which grants have been received, what the related projects accomplish, and who is accountable for recordkeeping and oversight of grant projects and funds.

Effect: Without appropriate recordkeeping and oversight of grant projects, there is an increased risk of noncompliance with grant stipulations and loss or misuse of City funds

Recommendation: We recommend that the City Treasurer implement procedures to maintain adequate oversight and recordkeeping for grant projects. We further recommend that grant revenues be tracked independent of project expenditures.

Response: The City Council has allocated the funds in the current budget to hire another position within the Administration. The Administration will make a recommendation to the Personnel Committee regarding the duties and responsibilities of this position. The Administration and staff will make adjustments to the duties and responsibilities of current staff to complement the new position. Once the new position is in place, the Administration will consider whether the auditor's concern has been addressed or whether the City Treasurer should be the one to implement procedures to maintain adequate oversight and record keeping for grant projects and track grant revenues independent of project expenditures.

**Additional Notes: Use Trial Balance sum figures from A-1; these are the black numbers in the "Transaction" debit/credit columns
Use A-2 for entity's budgeted expectations compared to actual results.**

Account	Description	Client Balance FYE 9/30/2015	PY FYE 9/30/2014	Difference	%	
ASSETS						
100.02	Elec - Fixed Capital	16,007,857.43	15,794,572.09	213,285	1.4%	
100.021	Elec - Accumulated Depreciation	(9,041,275.34)	(8,471,198.00)	(570,077)	6.7%	
100.022	Elec - Land	70,423.00	70,423.00	-	0.0%	
100.03	Water - Fixed Capital	15,572,679.03	15,550,800.53	21,879	0.1%	
100.031	Water - Accumulated Depreciation	(6,045,392.50)	(5,734,359.50)	(311,033)	5.4%	
100.032	Water - Land	103,548.00	103,548.00	-	0.0%	
100.04	WWTW - Fixed Capital	12,504,412.06	12,504,412.06	-	0.0%	
100.041	WWTW Accumulated Depreciation/Plant	(5,238,793.50)	(4,840,491.50)	(398,302)	8.2%	
100.042	WWTW - Land	90,094.02	90,094.02	-	0.0%	
100.045	WWTW-Construction in Process	-	-	-	#DIV/0!	
100.050	Gen - Accrued Interest Receivable	17.74	17.72	0	0.1%	
100.051	Gen - Property Taxes Rec - Current	35,000.00	34,000.00	1,000	2.9%	
100.054	Gen - Other Receivable	25,886.31	8,378.16	17,508	209.0%	
100.055	Gen - Special Assessments Rec - Current	2,112.48	2,580.12	(468)	-18.1%	
100.056	Gen - Debt Service - Property Tax Rec - Curre	-	-	-	#DIV/0!	
100.058	Gen - Prepaid Insurance	718.06	868.60	(151)	-17.3%	
100.059	Gen - Accounts Receivable City Sales Tax	-	-	-	#DIV/0!	
100.060	Gen - Fixed Capital	25,465,282.82	24,693,253.35	772,029	3.1%	
100.061	Gen - Accumulated Depreciation	(8,879,192.97)	(8,578,212.00)	(300,981)	3.5%	
100.062	Gen - Fixed Capital - Non-depreciable	780,414.12	200,000.00	580,414	290.2%	
100.070	Other - Fixed Capital	-	-	-	#DIV/0!	
100.071	Other - Accumulated Depreciation	-	-	-	#DIV/0!	
100.08	Street - Grants Receivable	-	-	-	#DIV/0!	
100.090	Fire - Accrued Interest Receivable	98.97	123.84	(25)	-20.1%	
101.21	Cash - Electric Surplus	2,194,951.99	1,095,248.48	1,099,704	100.4%	Note 1 (R) V
101.231	Cash - Electric Bond Payment	84,656.73	116,942.03	(32,285)	-27.6%	
101.24	Cash - Elec Construction Fund - Bond Proceec	-	-	-	#DIV/0!	
101.25	Cash - Electric Service Deposits	-	105,441.81	(105,442)	-100.0%	
101.31	Cash - Water Surplus	2,107,296.06	2,064,334.37	42,962	2.1%	
101.338	Cash - Water Bond Payment Acct	109,810.62	77,802.02	32,009	41.1%	
101.34	Cash - Water Construction Fund - Bond Proce	-	-	-	#DIV/0!	
101.35	Cash - Water Service Deposits	-	4,200.00	(4,200)	-100.0%	
101.356	Cash - Water Sinking Fund	229,610.69	209,393.87	20,217	9.7%	
101.41	Cash - Sewer/Wastewater Surplus	445,023.67	648,536.40	(203,513)	-31.4%	
101.431	Cash - Sewer Bond Payment	64,050.38	4,134.61	59,916	1449.1%	
101.44	Cash - WWTW Construction Fund - Bond Pro	-	-	-	#DIV/0!	
101.441	Cash - Wastewater Sinking Fund	79,762.74	64,692.53	15,070	23.3%	
101.50	Cash - General Operating/Savings	1,215,151.14	1,436,319.70	(221,169)	-15.4%	Note 1 (R) V
101.51	Cash - Construction Fund (Water)	366,435.54	1,509,153.21	(1,142,718)	-75.7%	Note 1 (R) V
101.512	Cash - Construction Fund (Electric)	-	-	-	#DIV/0!	
101.513	Cash - Construction Fund (Wastewater)	-	-	-	#DIV/0!	
101.514	Cash - Construction Fund (Other)	-	-	-	#DIV/0!	
101.516	Cash - Police - Equitable Sharing	26,993.63	20,316.18	6,677	32.9%	
101.52	Cash - Debt Service Fund	1,556,563.44	1,146,683.18	409,880	35.7%	Note 1 (R) V
101.53	Cash - Unemployment Compensation	22,014.70	18,894.39	3,120	16.5%	
101.54	Cash - Senior Shuttle	8,247.45	7,228.16	1,019	14.1%	
101.549	Cash - Capital Project - New Sub Escr	1,154.18	1,153.04	1	0.1%	
101.554	Cash - Community Development Block Grant	49.69	50.65	(1)	-1.9%	
101.565	Cash - CDBG Econ Dev Loan Fund	114,055.20	106,469.56	7,586	7.1%	
101.57	Cash - Street	-	-	-	#DIV/0!	
101.59	Cash - Park Improvements	37,615.90	35,679.90	1,936	5.4%	
101.60	Cash - Fire Equipment Sinking Fund	164,862.61	136,986.02	27,877	20.3%	
101.612	Cash - Cem Int - Guthman Trust	13,409.07	13,315.70	93	0.7%	
101.613	Cash - Cemetery - Guthman - Paving/Curbs	15,629.74	15,614.12	16	0.1%	
101.614	Cash - Cemetery - Perpetual Care	121,901.06	116,801.06	5,100	4.4%	
101.615	Cash - Cemetery - Perpetual Care - Interest	13,013.01	12,881.15	132	1.0%	
101.70	Cash - State Sales Tax Fund	1,273.86	3,323.35	(2,049)	-61.7%	
101.711	Cash - LB840 Economic Development Fund	340,656.10	247,584.68	93,071	37.6%	Note 1 (R) V
101.751	Cash - Tax Increment Financing	127,605.63	50,825.82	76,780	151.1%	Note 1 (R) V
104.02	Petty Cash	300.00	200.00	100	50.0%	
104.021	Beginning Utility Cash	2,000.00	2,000.00	-	0.0%	
105.001	Cash in Bank - Payroll	-	-	-	#DIV/0!	
105.002	General - Cash County Treasurer	73,834.25	134,628.63	(60,794)	-45.2%	
105.003	Debt Service - Cash at County	55,389.63	1.72	55,388	3220227.3%	
105.02	Elec - Accounts Receivable Consumers	983,276.15	894,520.00	88,756	9.9%	
105.021	Elec - Allowance for Doubtful Accounts	(3,126.05)	(4,161.16)	1,035	-24.9%	
105.022	Elec - Late Charges	949.05	770.97	178	23.1%	
105.027	Elec - Due from General Fund	72,947.45	72,947.45	-	0.0%	
105.03	Water - Accounts Receivable Consumers	170,974.96	137,779.94	33,195	24.1%	
105.031	Water - Allowance for Doubtful Accounts	(481.49)	(949.57)	468	-49.3%	
105.033	Water - Late Charges	213.88	213.45	0	0.2%	
105.04	WWTW - Accounts Receivable Consumers	117,221.81	112,302.06	4,920	4.4%	

Account	Description	Client Balance FYE 9/30/2015	PY FYE 9/30/2014	Difference	%	
105.041	WW - Allowance for Doubtful Accounts	(392.46)	(489.27)	97	-19.8%	
105.044	WWTW - Late Charges	191.07	148.27	43	28.9%	
105.05	General - Accounts Receivable Taxes	2,315.27	7,500.00	(5,185)	-69.1%	
105.099	Sales Tax - Receivable/Payable (Electric)	53,762.86	48,649.85	5,113	10.5%	
106.02	Elec - Accounts Receivable Misc	7,064.71	1,386.72	5,678	409.5%	
106.022	Elec - Accrued Interest Receivable	2,670.95	3,163.53	(493)	-15.6%	
106.025	Elec - Unbilled Receivables	274,203.79	245,748.67	28,455	11.6%	
106.026	Elec - Compound Interest/CD's	-	-	-	#DIV/0!	
106.03	Water - Accounts Receivable Misc	-	1,418.05	(1,418)	-100.0%	
106.033	Water - Accrued Interest Receivable	434.94	383.02	52	13.6%	
106.035	Water - Unbilled Receivables	53,485.56	57,533.95	(4,048)	-7.0%	
106.04	WWTW - Accounts Receivable Misc	-	35.00	(35)	-100.0%	
106.043	WWTW - Due from Other Funds	-	-	-	#DIV/0!	
106.044	WWTW - Accrued Interest Receivable	391.18	399.23	(8)	-2.0%	
106.045	WWTW - Unbilled Receivables	44,691.79	41,248.23	3,444	8.3%	
106.049	Capital Proj - Grants Receivable	-	-	-	#DIV/0!	
106.05	Gen - Str/Accounts Receivable Misc	1,060.00	537.08	523	97.4%	
106.051	Gen - Due from Other Funds	-	-	-	#DIV/0!	
106.052	Street - Due from Other Funds	-	-	-	#DIV/0!	
106.055	Highway Allocation - Accounts Receivable	49,000.00	46,000.00	3,000	6.5%	
106.059	Street - Sales Tax Receivable	35,193.93	18,427.05	16,767	91.0%	
106.069	Street - Motor Vehicle Fees Receivable	12,600.00	12,300.00	300	2.4%	
106.08	Rail Campus-Land Purchase (Union Bank Loa	-	(480,000.00)	480,000	-100.0%	Note 2 R, V
106.097	Water - Spec Assessment Receivable N-CU	-	-	-	#DIV/0!	
106.098	Water - Spec Assessment Receivable - Perp C.	714.08	231.87	482	208.0%	
106.997	Cemetery - Interest Receivable - Perp CA	19.11	19.73	(1)	-3.1%	
106.998	WWTW - Special Assessments Receivable	115.76	764.99	(649)	-84.9%	
106.999	WWTW - Special Assessments Rec-Non Curr	-	-	-	#DIV/0!	
107.02	Elec - Inventory	627,527.64	452,933.81	174,594	38.5%	Note 1 R, V
107.03	Water - Inventory	55,819.08	55,819.08	-	0.0%	
107.05	Street - Inventory	57,264.66	55,937.10	1,328	2.4%	
107.051	Gen - Accounts Receivable Allowance	-	-	-	#DIV/0!	
108.028	Sales Tax Receivable	222,691.62	139,572.26	83,119	59.6%	Note 1 R, V
108.722	Econ Dev - Notes Receivable	256,723.13	217,114.10	39,609	18.2%	
108.723	Econ Dev - Notes Receivable - Current	43,465.00	30,472.57	12,992	42.6%	
109.02	Elec - Work in Process	61,680.89	16,605.08	45,076	271.5%	
109.037	Water - Work in Process	70,444.97	-	70,445	#DIV/0!	
109.044	WWTW - Work in Process	70,444.97	-	70,445	#DIV/0!	
109.055	Gen - Work in Process	2,315,753.77	469,856.76	1,845,897	392.9%	Note 3 R, V
110.02	Elec - Investments	4,078,636.25	3,956,241.08	122,395	3.1%	
110.022	Elec - Investments - Bond Reserve	360,000.00	465,178.74	(105,179)	-22.6%	
110.023	Elec - Investments - Improvements	299,748.65	297,860.67	1,888	0.6%	
110.03	Water - Investments	408,878.30	313,959.47	94,919	30.2%	
110.032	Water - Investments - Water Bonds	253,440.00	347,973.89	(94,534)	-27.2%	
110.04	WWTW - Investments	254,783.73	339,255.61	(84,472)	-24.9%	
110.042	WWTW - Investments - Bond Reserve	408,493.40	322,675.00	85,818	26.6%	
110.50	Gen - Investments	308,661.62	308,353.15	308	0.1%	
110.602	Fire Equip S.F. - Investments	292,888.31	292,580.36	308	0.1%	
110.612	Gen - Investments - Cemetery Guthman Trust	15,000.00	15,000.00	-	0.0%	
110.652	Gen - Investments - Seward Senior Center	-	-	-	#DIV/0!	
111.02	Elec - Bond Issuance Costs	233,425.72	233,425.72	-	0.0%	
111.022	Elec - Accumulated Amortization	(99,947.79)	(58,985.07)	(40,963)	69.4%	
111.03	Water - Bond Issuance Cost - Net Amortizatio	161,792.81	173,663.36	(11,871)	-6.8%	
111.033	Water - Accumulated Amortization	(78,719.15)	(65,369.80)	(13,349)	20.4%	
111.04	WWTW - Discount - Bonds Outstanding	103,992.45	103,992.45	-	0.0%	
111.044	WWTW - Accumulated Amortization	(24,430.45)	(16,936.44)	(7,494)	44.2%	
111.05	G-DebtServ-Bons (Street - Debt Service - Bon	121,616.50	104,672.50	16,944	16.2%	
111.055	Electric-Loans Rec (Street - Accum Amortizat	(44,606.81)	(33,923.52)	(10,683)	31.5%	
111.06	Debt Service - Accrued Interest Receivable	-	-	-	#DIV/0!	
111.07	TIF - Accrued Interest Receivable	422.99	352.58	70	20.0%	
111.09	Econ Dev - Sales Tax Receivable	27,451.84	18,216.36	9,235	50.7%	
LIABILITIES						
112.01	Elec - Accounts Payable	(566,685.43)	(564,460.67)	(2,225)	0.4%	
112.02	Elec - Accrued Vacation & Sick Pay	(37,766.28)	(27,627.05)	(10,139)	36.7%	
112.021	Elec - Accrued Salaries	(25,804.15)	(23,201.67)	(2,602)	11.2%	
112.025	Elec - Accrued Vac/SL - Long-term	(35,724.44)	(32,930.52)	(2,794)	8.5%	
112.031	Elec - Accrued Interest Payable	(13,403.38)	(13,614.85)	211	-1.6%	
113.01	Water - Accounts Payable	(13,257.95)	(19,209.26)	5,951	-31.0%	
113.012	Water - Retainage Payable	-	-	-	#DIV/0!	
113.02	Water - Accrued Vacation & Sick Pay	(13,974.69)	(9,375.95)	(4,599)	49.0%	
113.021	Water - Accrued Salaries	(14,865.25)	(14,552.58)	(313)	2.1%	
113.025	Water - Accrued Vac/SL - Long-term	(22,967.98)	(22,658.14)	(310)	1.4%	
113.03	Water - Accrued Revenue Bond Interest	(44,608.31)	(36,224.69)	(8,384)	23.1%	
113.04	Water - Due to Other Funds	-	-	-	#DIV/0!	
114.01	WWTW - Accounts Payable	(19,158.52)	(12,444.31)	(6,714)	54.0%	
114.02	WWTW - Accrued Vac & Sick Pay	(13,353.09)	(11,822.62)	(1,530)	12.9%	
114.021	WWTW - Accrued Salaries	(15,076.44)	(14,285.43)	(791)	5.5%	
114.025	WWTW - Accrued Vac/SL - Long-term	(12,423.03)	(13,030.51)	607	-4.7%	
114.04	WWTW - Due to Other Funds	-	-	-	#DIV/0!	

Account	Description	Client Balance FYE 9/30/2015	PY FYE 9/30/2014	Difference	%	
114.042	WWTW - Accrued Interest Payable/Revenue I	(6,970.23)	(7,275.79)	306	-4.2%	
115.02	Gen - Accrued Vacation & Sick Pay	(76,280.54)	(69,472.15)	(6,808)	9.8%	
115.025	Gen - Accrued Vac/SL - Long-term	(72,152.25)	(75,090.60)	2,938	-3.9%	
115.042	Street - Interest Payable	(26,844.00)	(26,631.27)	(213)	0.8%	
116.02	Street - Accrued Vacation & Sick Pay	(11,827.79)	(13,149.18)	1,321	-10.0%	
116.025	Street - Accrued Vac/SL - Long-term	(25,438.69)	(23,765.55)	(1,673)	7.0%	
122.02	Elec - Consumers Service Deposits	(102,169.13)	(105,441.81)	3,273	-3.1%	
122.03	Water - Consumers Service Deposits	(1,500.00)	(4,200.00)	2,700	-64.3%	
125.04	WWTW - Bonds/Ant Notes Payable	(3,979,250.00)	(4,184,000.00)	204,750	-4.9%	
126.02	Elec - Bonds - Ant NTS Payable	(5,190,000.00)	(5,435,000.00)	245,000	-4.5%	
126.021	Elec - Rev Bond Payable - Current Portion	(245,000.00)	(240,000.00)	(5,000)	2.1%	
126.023	Elec - Retainage Payable	-	-	-	#DIV/0!	
126.03	Water - Bonds Payable	(4,177,825.00)	(3,214,871.82)	(962,953)	30.0%	Note 1 (R) V
126.031	Water - Revenue Bonds Payable - Current	(301,800.00)	(1,760,600.00)	1,458,800	-82.9%	Note 1 (R) V
126.04	Water Revenue Bonds Payable - Refunding 19	-	-	-	#DIV/0!	
126.041	WWTW - Revenue Bond Payable - Current	(204,750.00)	(199,500.00)	(5,250)	2.6%	
126.05	Gen - Long-term Debt	(4,387,355.63)	(3,891,453.78)	(495,902)	12.7%	
126.051	Geb - Long-term Debt - Current	(522,638.52)	(507,242.17)	(15,396)	3.0%	
126.052	Gen - Defeased Debt Cost	197,062.07	197,062.07	-	0.0%	
126.053	Gen - Defeased Debt Accum Amort	(77,231.18)	(50,613.98)	(26,617)	52.6%	
127.01	Gen - Accounts Payable	(27,924.51)	(329,187.79)	301,263	-91.5%	Note 1 (R) V
127.02	Gen - Accrued Payroll	(73,539.95)	(64,936.90)	(8,603)	13.2%	
127.03	Gen - Deferred Revenue - Property Tax	-	-	-	#DIV/0!	
127.031	Gen-Deferred Revenue/Grant	-	-	-	#DIV/0!	
127.049	Gen - Insurance Proceeds Receivable	-	-	-	#DIV/0!	
128.70	Sales Tax Payable	(52,104.08)	(50,012.25)	(2,092)	4.2%	
135.05	School District Number 9 (Agency Fund)	(170.00)	(105.00)	(65)	61.9%	
135.15	State Commercial Dog Cash (Agency Fund)	(3.88)	(29.10)	25	-86.7%	
136.01	Street - Accounts Payable	(11,600.31)	(28,829.95)	17,230	-59.8%	
136.02	Street - Accrued Payroll	(14,163.10)	(12,251.50)	(1,912)	15.6%	
137.01	Street - Bond & Ant Note Payable	0.00	(933.83)	934	-100.0%	
137.02	Construction - Bonds & Ant Notes Payable	3,719.99	(438,812.79)	442,533	-100.8%	Note 1 (R) V
137.05	Street - Deferred Revenue	-	-	-	#DIV/0!	
137.06	Other - Deferred Revenue (TIF)	(26,266.96)	(26,176.88)	(90)	0.3%	
137.07	Tax Increment Financing-Liability	-	-	-	#DIV/0!	
138.99	Construction - Transfers (Street - Equity)	1,195,056.44	2,494,616.34	(1,299,560)	-52.1%	Note 1 (R) V
139.08	Rail Campus-Loan-Land Purchase	-	480,000.00	(480,000)	-100.0%	Note 2 R, V
140.510	General-Due to Other Funds	(72,947.45)	(72,947.45)	-	0.0%	
140.521	Debt Service - Deferred Revenue - Property Tax	-	-	-	#DIV/0!	
140.522	Street - Deferred Revenue - Special Assessment	-	-	-	#DIV/0!	
140.523	Debt Service - Due to Other Funds	-	-	-	#DIV/0!	
140.70	Fire Truck Bonds	-	-	-	#DIV/0!	
142.03	Tax Increment Financing	(50,605.99)	(76,845.15)	26,239	-34.1%	
EQUITY						
150.202	Elec - Current Year - Change in Equity	(8,780,264.39)	(7,649,007.36)	(1,131,257)	14.8%	
150.303	Water - Current Year - Change in Equity	(5,164,218.77)	(4,901,392.14)	(262,827)	5.4%	
150.505	Gen - Current Year - Change in Equity	(5,966,202.32)	(3,123,572.32)	(2,842,630)	91.0%	Note 1 (R) V
151.404	WWTW - Current Year Change in Equity	(1,577,735.53)	(1,744,379.35)	166,644	-9.6%	
152.00	Elec - Equity - Net Inv in Capital Assets	(1,663,455.40)	(1,201,942.64)	(461,513)	38.4%	Note 1 (R) V
153.00	Water - Equity - Net Inv in Capital Assets	(4,998,080.38)	(3,315,291.42)	(1,682,789)	50.8%	Note 1 (R) V
154.00	WWTW - Equity - Net Inv in Capital Assets	(3,242,158.27)	(3,188,035.24)	(54,123)	1.7%	
154.55	Capital Proj - Equity (Gen)	(2,104,309.18)	(2,104,309.18)	-	0.0%	
155.00	Gen - Equity	3,828,504.92	618,139.52	3,210,365	519.4%	Note 1 (R) V
155.05	Gen - Equity - Net Investment in Capital Assets	(14,892,094.00)	(12,532,650.00)	(2,359,444)	18.8%	Note 1 (R) V
155.051	Gen - Equity - Unrestricted	3,620,375.26	1,260,931.26	2,359,444	187.1%	Note 1 (R) V
155.10	Senior Shuttle - Equity	(7,177.64)	(7,311.35)	134	-1.8%	
155.15	Park - Equity	(35,679.90)	(35,625.94)	(54)	0.2%	
155.20	New Sub Escrow - Equity	(1,153.04)	(1,151.31)	(2)	0.2%	
155.25	Construction - Equity	(10,798.42)	(7,583.34)	(3,215)	42.4%	
155.55	Police - Equity - Equity Sharing Fund	(44,486.18)	(29,034.08)	(15,452)	53.2%	
156.00	Street - Equity	(652,664.94)	(1,785,819.20)	1,133,154	-63.5%	Note 1 (R) V
157.00	Fire Dept - Equity - Sinking Fund	(429,541.51)	(392,463.50)	(37,078)	9.4%	
158.00	Unemployment Comp - Equity	(18,894.39)	(17,708.01)	(1,186)	6.7%	
159.00	Debt Service - Equity	(1,361,938.85)	(850,856.30)	(511,083)	60.1%	Note 1 (R) V
159.612	Cemetery - Equity	(28,335.43)	(28,235.32)	(100)	0.4%	
159.614	Cemetery - Equity - Perpetual Care	(126,877.29)	(123,791.56)	(3,086)	2.5%	
159.615	Guthman Trust Cem Paving - Equity	(15,614.12)	(15,590.49)	(24)	0.2%	
160.00	Com Dev - Equity - Block Grant	(50.65)	(55.97)	5	-9.5%	
161.00	CDB Grant - Econ Dev - Equity	(91,669.40)	(91,937.21)	268	-0.3%	
162.00	TIF Funds - Equity	15,740.59	13,697.97	2,043	14.9%	
170.00	Plum Creek - Equity (Gen)	(259,587.75)	(259,587.75)	-	0.0%	
190.00	Econ Dev - Equity	(590,094.23)	(543,274.05)	(46,820)	8.6%	
EXPENSES - Debit; REVENUES (Credit)						
201.01	Elec - Revenue - Sale of Current	(9,538,324.45)	(8,826,287.38)	(712,037)	8.1%	
201.029	Elec - Revenue - Penalty Charges	(32,458.45)	(30,363.05)	(2,095)	6.9%	
201.03	Elec - Revenue - Delinquent Service Charges	(5,515.00)	(4,375.00)	(1,140)	26.1%	
201.04	Elec - Revenue - Misc Sales/Services	(106,096.82)	(22,429.55)	(83,667)	373.0%	
201.05	Elec - Revenue - Heat Incentive Program	(29,841.18)	(15,422.31)	(14,419)	93.5%	

Account	Description	Client Balance FYE 9/30/2015	PY FYE 9/30/2014	Difference	%
201.90	Elec - Revenue - Non-operating	(16,971.76)	(30,185.82)	13,214	-43.8%
201.923	Elec - Revenue - Non-operating Interest	(28,936.54)	(31,296.92)	2,360	-7.5%
210.70	Elec - Current Purchased	6,035,786.08	6,120,128.85	(84,343)	-1.4%
210.71	Elec - Subtransformation Charges	8,805.69	9,027.66	(222)	-2.5%
211.01	Elec - Dist/OM - Salaries	388,078.50	379,810.56	8,268	2.2%
211.02	Elec - Dist/OM - Social Security	28,706.00	27,946.21	760	2.7%
211.03	Elec - Dist/OM - Overtime	5,521.93	4,690.20	832	17.7%
211.04	Elec - Dist/OM - Group Insurance	100,132.56	108,185.45	(8,053)	-7.4%
211.05	Elec - Dist/OM - Retirement	16,929.81	17,879.32	(950)	-5.3%
211.059	Elec - Dist/OM - Wellness Incentive	-	-	-	#DIV/0!
211.09	Elec - Capital - Work in Process	137,269.70	175,308.58	(38,039)	-21.7%
211.10	Elec - Dist/OM - Line Materials/SU	154,803.49	136,384.80	18,419	13.5%
211.16	Elec - Dist/OM - City Use Utilities	111,700.16	107,921.18	3,779	3.5%
211.162	Elec - Dist/OM - Telephone	9,350.41	8,259.23	1,091	13.2%
211.163	Elec - Dist/OM - Natural Gas	4,002.89	4,193.44	(191)	-4.5%
211.21	Elec - Dist/OM - Rep/Upkeep Cons P	-	-	-	#DIV/0!
211.22	Elec - Dist/OM - Meter Testing	-	-	-	#DIV/0!
211.30	Elec - Fac/OM - Bldgs/Grnds - Upk/SU	7,572.42	4,234.24	3,338	78.8%
211.31	Elec - Dist/OM - Large Metering	-	-	-	#DIV/0!
211.42	Elec - Dist/OM - Dues/Mbrsp/Trn/Mi	4,272.18	6,744.33	(2,472)	-36.7%
211.74	Elec - Dist/OM - Tree Trimming	12,450.00	9,907.54	2,542	25.7%
211.75	Elec - Dist/OM - Transformer/Substation Re	19,292.61	35,192.52	(15,900)	-45.2%
211.76	Elec - Dist/OM - PCB Sampling	-	-	-	#DIV/0!
211.77	Elec - Dist/OM - Sirens	480.00	2,933.00	(2,453)	-83.6%
211.80	Elec - Capital - Fixed Assets	146,487.05	66,539.88	79,947	120.1%
212.10	Elec - Street Light/OM - Replace Material	4,674.77	5,230.49	(556)	-10.6%
213.08	Elec - Fac/OM - Engineering/Consul	37,138.49	37,748.45	(610)	-1.6%
213.10	Elec - Fac/OM - Supp/Freight/Unifo	25,600.84	17,347.06	8,254	47.6%
213.12	Elec - Dist/OM - Gasoline/Oil	8,604.79	13,430.11	(4,825)	-35.9%
213.17	Elec - Fac/OM - Garbage Service	468.99	-	469	#DIV/0!
213.20	Elec - Fac/OM - Vehicle/Eq Repairs	27,641.51	34,122.14	(6,481)	-19.0%
214.01	Elec - Adm/OM - Salaries	139,077.59	131,251.84	7,826	6.0%
214.02	Elec - Adm/OM - Social Security	9,211.96	8,433.14	779	9.2%
214.03	Elec - Adm/OM - Overtime	-	-	-	#DIV/0!
214.04	Elec - Adm/OM - Group Insurance	22,236.97	27,643.54	(5,407)	-19.6%
214.05	Elec - Adm/OM - Retirement	5,188.95	6,157.95	(969)	-15.7%
214.059	Elec - Adm/OM - Wellness Incentive	-	-	-	#DIV/0!
214.06	Elec - Adm/OM - Insurance/Bonds	47,722.80	70,145.03	(22,422)	-32.0%
214.07	Elec - Adm/OM - Audit/Accounting	28,700.00	29,960.00	(1,260)	-4.2%
214.11	Elec - Adm/OM - Office Su/Post/Frt	20,598.92	15,161.24	5,438	35.9%
214.36	Elec - Adm/OM - Serv/Maint Agreement	21,457.18	17,618.05	3,839	21.8%
214.40	Elec - Adm/OM - Operation Cost Rei	12,000.00	12,000.00	-	0.0%
214.42	Elec - Adm/OM - Dues/Mbrsp/Trn/Mi	11,716.08	12,611.23	(895)	-7.1%
214.43	Elec - Adm/OM - Sales Tax	12,291.38	24,508.80	(12,217)	-49.8%
214.53	Elec - Adm/OM - Info Technology	25,660.73	16,369.01	9,292	56.8%
214.59	Elec - Adm/OM - Community Text Sys	-	-	-	#DIV/0!
214.60	Elec - Adm/OM - Miscellaneous	9,376.61	47,333.02	(37,956)	-80.2%
214.61	Elec - Dist/OM - Heat Incentive-NP	31,164.18	15,422.31	15,742	102.1%
214.75	Elec - Adm/OM - Succession Planning	-	-	-	#DIV/0!
214.80	Elec - Dist/OM - Load Management	7,028.08	2,136.30	4,892	229.0%
214.82	Elec - Adm/Capital - Fixed Assets	-	1,428.71	(1,429)	-100.0%
214.83	Elec - Adm/OM - Strategic Plan	-	-	-	#DIV/0!
214.84	Elec - Geographic Info System	7,324.39	8,456.69	(1,132)	-13.4%
214.85	Elec - Adm/OM - Franchise Fees	484,944.00	447,148.03	37,796	8.5%
214.90	Elec - Dist/OM - Non-operating	377.47	46.58	331	710.4%
214.923	Elec - Adm/Debt - Bond Principal	245,000.00	240,000.00	5,000	2.1%
214.929	Elec - Adm/Debt - Bond Interest	90,467.50	93,227.46	(2,760)	-3.0%
214.991	Elec - Depreciation Expense	-	-	-	#DIV/0!
214.992	Elec - Amortization Expense	-	-	-	#DIV/0!
301.01	Water - Revenue - Consumer Sales	(1,575,577.84)	(1,600,323.49)	24,746	-1.5%
301.029	Water - Revenue - Penalty Charges	(8,025.26)	(7,872.63)	(153)	1.9%
301.03	Water - Revenue - Delinquent Service Charges	(75.00)	(25.00)	(50)	200.0%
301.04	Water - Revenue - Misc Sales/Services	(32,089.48)	(25,898.71)	(6,191)	23.9%
301.50	Water - Revenue - Donations/Grants	-	-	-	#DIV/0!
301.84	Water - Revenue - Sinking Fund	(20,000.00)	(20,000.00)	-	0.0%
301.90	Water - Revenue - Non-operating	(72,039.54)	(41,727.72)	(30,312)	72.6%
301.933	Water - Revenue - Non-operating Interest	(7,561.33)	(7,863.56)	302	-3.8%
301.934	Water - Revenue - Assessments - Principal	(693.06)	(89.17)	(604)	677.2%
301.939	Water - Revenue - Assessments - Interest	(243.43)	(11.89)	(232)	1947.4%
301.955	Water - Revenue - Servitech Rent	-	-	-	#DIV/0!
310.30	Water - Wells/Tower OM	12,708.39	699.63	12,009	1716.4%
310.31	Water - Wells Operating/Maintenance	37,208.42	27,919.32	9,289	33.3%
310.32	Water - Plant/OM - Controls	1,862.05	540.28	1,322	244.6%
311.01	Water - Prod - Salaries	166,489.04	171,816.88	(5,328)	-3.1%
311.02	Water - Prod - Social Security	12,303.77	12,629.80	(326)	-2.6%
311.03	Water - Prod - Overtime	4,553.26	3,313.90	1,239	37.4%
311.04	Water - Prod - Group Insurance	59,215.84	57,608.92	1,607	2.8%
311.05	Water - Prod - Retirement	8,890.04	7,991.42	899	11.2%
311.059	Water - Prod - Wellness Incentive	-	-	-	#DIV/0!

Account	Description	Client Balance FYE 9/30/2015	PY FYE 9/30/2014	Difference	%
311.07	Water - Plant/OM - System Upkeep	24.03	1,854.67	(1,831)	-98.7%
311.09	Water - Capital - Work in Process	33,258.70	22,904.79	10,354	45.2%
311.10	Water - Plant/OM - Lab SU-Treatment	890.88	2,483.53	(1,593)	-64.1%
311.11	Water - Plant/OM - Chemicals Treatment	7,057.85	13,956.60	(6,899)	-49.4%
311.16	Water - Plant/OM - City Use Utilities	102,352.24	109,691.38	(7,339)	-6.7%
311.161	Water - Plant/OM - Seward County Public Pov	12,538.34	13,865.19	(1,327)	-9.6%
311.162	Water - Plant/OM - Telephone	4,067.92	3,844.74	223	5.8%
311.17	Water - Plant/OM - Garbage Service	405.78	-	406	#DIV/0!
311.21	Water - Dist/OM - Repairs/Upkeep	18,842.25	22,084.13	(3,242)	-14.7%
311.219	Water - Dist/OM - Rep/Upk Cons Lin	12,494.93	3,814.36	8,681	227.6%
311.30	Water - Plant/OM - Buildings/Grounds Upkeep	4,429.53	3,600.96	829	23.0%
311.31	Water - Prod - Quality Tests	4,492.20	3,852.68	640	16.6%
311.42	Water - Prod - Dues/Mbrsp/Trn/Mi	5,717.40	5,487.40	230	4.2%
311.80	Water - Capital - Fixed Assets	96,376.30	17,225.55	79,151	459.5%
312.10	Water - Prod - Supp/Freight/Uniform	9,796.82	8,269.21	1,528	18.5%
312.12	Water - Prod - Gasoline/Oil	3,625.87	7,405.24	(3,779)	-51.0%
312.20	Water - Prod - Vehicle/Equip Repair	4,606.05	2,668.78	1,937	72.6%
313.01	Water - Adm/OM - Salaries	135,314.93	131,254.67	4,060	3.1%
313.02	Water - Adm/OM - Social Security	8,924.20	8,851.79	72	0.8%
313.03	Water - Adm/OM - Overtime	-	-	-	#DIV/0!
313.04	Water - Adm/OM - Group Insurance	20,732.34	27,224.71	(6,492)	-23.8%
313.05	Water - Adm/OM - Retirement	5,154.80	6,460.44	(1,306)	-20.2%
313.059	Water - Adm/OM - Wellness Incentive	-	-	-	#DIV/0!
313.06	Water - Adm/OM - Insurance/Bonds	29,953.00	43,432.26	(13,479)	-31.0%
313.07	Water - Adm/OM - Audit/Accounting	4,100.00	4,280.00	(180)	-4.2%
313.08	Water - Prod - Engineering/Consult	1,789.33	12,787.09	(10,998)	-86.0%
313.11	Water - Adm-OM - Off Supp/Post/Frt	7,893.79	8,010.23	(116)	-1.5%
313.36	Water - Adm/OM - Serv/Maint Agreement	8,398.91	9,144.14	(745)	-8.1%
313.40	Water - Adm/OM - Operation Cost Re	6,000.00	6,000.00	-	0.0%
313.42	Water - Adm/OM - Dues/Mbrsp/Trn/Mi	7,154.24	9,129.65	(1,975)	-21.6%
313.50	Water - Donations/Grants	-	-	-	#DIV/0!
313.53	Water - Adm/OM - Info Technology	9,462.88	4,520.24	4,943	109.3%
313.59	Water - Adm/OM - Community Text Sy	-	-	-	#DIV/0!
313.60	Water - Adm/OM - Miscellaneous	9,287.41	5,586.06	3,701	66.3%
313.75	Water - Adm/OM - Succession Planning	-	-	-	#DIV/0!
313.82	Water - Adm/Capital - Fixed Assets	-	1,428.71	(1,429)	-100.0%
313.83	Water - Adm/OM - Strategic Plan	-	-	-	#DIV/0!
313.84	Water - Adm/OM - Geographic Info S	7,324.39	7,735.00	(411)	-5.3%
313.85	Water - Adm/OM - Franchise Fees	84,318.00	83,900.33	418	0.5%
313.86	Water - Capital - Sinking Fund	20,000.00	20,000.00	-	0.0%
313.90	Water - Prod - Non-operating	-	-	-	#DIV/0!
313.936	Water - Adm/Debt - Bond Principal	276,800.00	235,600.00	41,200	17.5%
313.939	Water - Adm/Debt - Bond Interest	152,243.52	137,309.81	14,934	10.9%
313.991	Water - Depreciation Expense	-	-	-	#DIV/0!
313.992	Water - Amortization Expense	-	-	-	#DIV/0!
401.01	WWTW - Revenue - Consumer Sales	(1,297,213.21)	(1,256,079.93)	(41,133)	3.3%
401.029	WWTW - Revenue - Penalty Charges	(8,227.47)	(7,561.15)	(666)	8.8%
401.03	WWTW - Revenue - Delinquent Service Char	-	-	-	#DIV/0!
401.04	WWTW - Revenue - Misc Sales/Services	(11,378.52)	(8,688.09)	(2,690)	31.0%
401.441	WWTW - Revenue - Sinking Fund	(15,000.00)	(15,000.00)	-	0.0%
401.50	WWTW - Revenue - Donations/Grants	-	-	-	#DIV/0!
401.90	WWTW - Revenue - Non-operating	(844.50)	(9,084.16)	8,240	-90.7%
401.943	WWTW - Revenue - Non-operating Interest	(8,942.65)	(9,253.76)	311	-3.4%
401.944	WWTW - Revenue - Assessments Principal	(144.39)	(341.10)	197	-57.7%
401.949	WWTW - Revenue - Assessments Interest	(50.71)	(22.21)	(29)	128.3%
401.969	WWTW - Revenue - Sludge Field Cultivat	(5,600.00)	(6,000.00)	400	-6.7%
410.32	WWTW - Plant/OM - Controls	162.50	487.80	(325)	-66.7%
411.01	WWTW - Prod - Salaries	184,398.74	168,279.16	16,120	9.6%
411.02	WWTW - Prod - Social Security	13,679.99	12,595.82	1,084	8.6%
411.03	WWTW - Prod - Overtime	6,258.57	5,817.04	442	7.6%
411.04	WWTW - Prod - Group Insurance	51,845.81	50,353.99	1,492	3.0%
411.05	WWTW - Prod - Retirement	8,657.67	7,341.95	1,316	17.9%
411.059	WWTW - Prod - Wellness Incentive	-	-	-	#DIV/0!
411.09	WWTW - Capital - Work in Process	-	-	-	#DIV/0!
411.10	WWTW - Plant/OM - Lab Supplies	2,724.40	5,610.64	(2,886)	-51.4%
411.16	WWTW - Plant/OM - City Use Utilities	87,671.11	86,257.89	1,413	1.6%
411.162	WWTW - Plant/OM - Telephone	4,092.93	3,754.92	338	9.0%
411.163	WWTW - Plant/OM - Natural Gas	4,374.83	6,381.18	(2,006)	-31.4%
411.22	WWTW - Coll/OM - Main Repairs/Upkeep	15,515.48	6,103.74	9,412	154.2%
411.23	WWTW - Plant/OM - Pump/Plant/Re/Up	36,229.40	78,360.07	(42,131)	-53.8%
411.30	WWTW - Plant/OM - Buildings/Grounds Upk	27,410.38	20,539.09	6,871	33.5%
411.31	WWTW - Prod - Sludge/Water Tests	15,743.07	11,146.26	4,597	41.2%
411.42	WWTW - Prod - Dues/Mbrsp/Trn/Mi	3,794.82	5,882.19	(2,087)	-35.5%
411.80	WWTW - Capital - Fixed Assets	321,667.16	1,985.39	319,682	16101.7% Note 4 R, V
412.10	WWTW - Prod - Supp/Freight/Uniform	12,178.63	9,564.83	2,614	27.3%
412.12	WWTW - Prod - Gasoline/Oil	4,778.03	6,449.58	(1,672)	-25.9%
412.17	WWTW - Prod - Garbage Service	405.78	-	406	#DIV/0!
412.20	WWTW - Prod - Vehicle/Equipment Repair	9,593.59	15,020.01	(5,426)	-36.1%
413.01	WWTW - Adm - Salaries	112,098.32	114,756.76	(2,658)	-2.3%

Account	Description	Client Balance FYE 9/30/2015	PY FYE 9/30/2014	Difference	%
413.02	WWTW - Adm - Social Security	7,656.35	7,591.13	65	0.9%
413.03	WWTW - Adm - Overtime	-	-	-	#DIV/0!
413.04	WWTW - Adm - Group Insurance	19,434.40	22,866.27	(3,432)	-15.0%
413.05	WWTW - Adm - Retirement	4,792.26	5,168.17	(376)	-7.3%
413.059	WWTW - Adm - Wellness Incentive	-	-	-	#DIV/0!
413.06	WWTW - Adm - Insurance/Bonds	28,192.50	41,812.38	(13,620)	-32.6%
413.07	WWTW - Adm - Audit/Accounting	4,612.50	4,815.00	(203)	-4.2%
413.08	WWTW - Prod - Engineering/Consulting	11,255.62	20,086.07	(8,830)	-44.0%
413.11	WWTW - Adm - Office Su/Post/Frt	7,471.62	8,905.23	(1,434)	-16.1%
413.36	WWTW - Adm - Service/Maint Agreement	8,213.33	9,183.82	(970)	-10.6%
413.40	WWTW - Adm - Operation Cost Reimbursemen	6,000.00	6,000.00	-	0.0%
413.42	WWTW - Adm - Dues/Mbrsp/Trn/Mi	7,150.90	9,126.27	(1,975)	-21.6%
413.50	WWTW - Adm - Donations/Grants	-	-	-	#DIV/0!
413.53	WWTW - Adm - Info Technology	7,969.46	5,850.24	2,119	36.2%
413.59	WWTW - Adm - Community Text System	-	-	-	#DIV/0!
413.60	WWTW - Adm - Miscellaneous	7,045.78	15,723.69	(8,678)	-55.2%
413.75	WWTW - Adm - Succession Planning	-	-	-	#DIV/0!
413.82	WWTW - Adm/Capital - Fixed Assets	-	1,428.72	(1,429)	-100.0%
413.83	WWTW - Adm - Strategic Plan	-	-	-	#DIV/0!
413.84	WWTW - Geographic Info System	7,324.39	7,690.00	(366)	-4.8%
413.85	WWTW - Capital - Sinking Fund	15,000.00	15,000.00	-	0.0%
413.89	WWTW - Franchise Fee	66,578.00	64,818.70	1,759	2.7%
413.90	WWTW - Prod - Non-operating	-	-	-	#DIV/0!
413.943	WWTW - Adm/Debt - Bond Principal	204,750.00	199,500.00	5,250	2.6%
413.949	WWTW - Adm/Debt - Bond Interest	132,925.81	135,459.12	(2,533)	-1.9%
413.991	WWTW - Depreciation Expense	-	-	-	#DIV/0!
413.992	WWTW - Amortization Expense	-	-	-	#DIV/0!
500.102	Cap Proj - Revenue - City Bonds	(1,250,056.44)	(1,114,487.17)	(135,569)	12.2%
500.109	Cap Proj - Revenue - Pscs Aerial Light	-	-	-	#DIV/0!
500.110	Cap Proj - Revenue - Fiber Conn LB840	-	-	-	#DIV/0!
500.232	Cap Proj - Elec - Wtr Twr Sub Feed	-	-	-	#DIV/0!
500.239	Cap Proj - Elec - 14th St Sub Repl	842,125.35	40,750.81	801,375	1966.5% Note 7 R, V
500.291	Cap Proj - Elec - Rail Site	-	-	-	#DIV/0!
500.323	Cap Proj - Water - E Seward Rd	-	-	-	#DIV/0!
500.351	Cap Proj - Water - N Columbia Main E	-	-	-	#DIV/0!
500.364	Cap Proj - Water - Wav Rd Loop-Mdsch	-	-	-	#DIV/0!
500.372	Cap Proj - Water - Twin Oaks Upgrade	-	-	-	#DIV/0!
500.383	Cap Proj - Water - Well Trans Main	-	-	-	#DIV/0!
500.385	Cap Proj - Water - Paint Small Twr	-	-	-	#DIV/0!
500.387	Cap Proj - Water - Paint Large Twr	-	-	-	#DIV/0!
500.391	Cap Proj - Water - Rail Site	-	-	-	#DIV/0!
500.395	Cap Proj - Water - BNSF Encasement P	-	-	-	#DIV/0!
500.423	Cap Proj - WWTW - E Seward Rd	-	-	-	#DIV/0!
500.436	Cap Proj - WWTW - Facility Update	-	-	-	#DIV/0!
500.456	Cap Proj - WWTW - N Columbia Main	-	-	-	#DIV/0!
500.459	Cap Proj - WWTW - 2nd St Aerial	-	-	-	#DIV/0!
500.469	Cap Proj - WWTW - Twin Oaks Upgrade	-	-	-	#DIV/0!
500.491	Cap Proj - WWTW - Rail Site	-	-	-	#DIV/0!
500.495	Cap Proj - WWTW - BNSF Encasement	-	-	-	#DIV/0!
500.497	Cap Proj - WWTW - Main Replace	-	-	-	#DIV/0!
500.562	Cap Proj - Street - KarolKay B Paving	-	-	-	#DIV/0!
500.563	Cap Proj - Street - N Columbia Extension	49,021.39	249,977.12	(200,956)	-80.4% Note 7 R, V
500.564	Cap Proj - Street - Hwy 34 Overlay	12,851.83	554,941.19	(542,089)	-97.7% Note 7 R, V
500.565	Cap Proj - Street - 6th St Retain Wall	-	16,345.00	(16,345)	-100.0%
500.566	Cap Proj - Street - Karol Kay/Hillcrest	-	29,252.01	(29,252)	-100.0%
500.592	Cap Proj - Street - Izaakwalton Rd Ex	287,508.87	91,662.45	195,846	213.7% Note 7 R, V
500.607	Cap Proj - Street - Progr/Cott/Redwood	-	-	-	#DIV/0!
500.65	Cap Proj - Police - Roof Replacement	-	-	-	#DIV/0!
500.661	Cap Proj - Gen - Reg Animal Shelter	-	-	-	#DIV/0!
500.662	Cap Proj - Hike/Bike Trail - 2nd	-	75,523.59	(75,524)	-100.0% Note 7 R, V
500.663	Cap Proj - Gen - Pub Srv Bldg Acqu	-	-	-	#DIV/0!
500.691	Cap Proj - Gen - Rail Site	-	-	-	#DIV/0!
500.711	Cap Proj - Gen - Pscs Aerial Light	-	-	-	#DIV/0!
500.888	Cap Proj - Gen - Fiber Conn LB840	-	-	-	#DIV/0!
500.891	Cap Proj - Gen - Well Cent - Non-Cns	-	-	-	#DIV/0!
500.892	Cap Proj - Gen - Well Cent Lease/PU	-	-	-	#DIV/0!
500.896	Cap Proj - Gen - Lib Hkbrt Park Lo	3,549.00	56,035.00	(52,486)	-93.7%
500.899	Cap Proj - Gen - PW/Fire-EMS-Plain	-	-	-	#DIV/0!
500.992	Cap Proj - Fire Station Prop Bnd	-	-	-	#DIV/0!
500.993	Cap Proj - Gen - Fire Truck Bonding	-	399,172.00	(399,172)	-100.0% Note 7 R, V
500.994	Gen - Depreciation Expense (old, delete)	-	-	-	#DIV/0!
500.995	Gen - Amortization Expense (old, delete)	-	-	-	#DIV/0!
500.996	Gen - Amortization on Refund Bonds (old, del	-	-	-	#DIV/0!
501.01	City Sales Tax - Revenue (from State)	(377,762.56)	(164,904.67)	(212,858)	129.1% Note 5 R, V
501.02	Seward County - Revenue - Property Taxes	(1,349,731.90)	(1,210,060.67)	(139,671)	11.5%
501.02	Seward County - Revenue - Motor Vehicle	(136,409.50)	(132,381.92)	(4,028)	3.0%
501.02	Seward County - Revenue - Interest on Taxes	(3,414.30)	(2,824.03)	(590)	20.9%
501.02	Seward County - Revenue - Homestead Exem	(44,621.46)	(43,875.90)	(746)	1.7%
501.03	Seward County - Revenue - Motor Vehicle PR	(3,654.08)	(2,564.37)	(1,090)	42.5%

Account	Description	Client Balance FYE 9/30/2015	PY FYE 9/30/2014	Difference	%
501.03	Seward County - Revenue - In Lieu 1957 Taxe	(150.68)	(97.40)	(53)	54.7%
501.03	Seward County - Revenue - Carline (Railroad)	(259.29)	(243.91)	(15)	6.3%
501.03	Seward County - Revenue - Debt Service Exce	-	-	-	#DIV/0!
501.03	Unemployment Compensation	(3,120.31)	(1,186.38)	(1,934)	163.0%
501.06	Occupation Tax - Liquor Licenses	(10,665.00)	(9,580.00)	(1,085)	11.3%
501.06	Occupation Tax - Coin Op Amusement	(225.00)	(225.00)	-	0.0%
501.06	Occupation Tax - Natural Gas	(158,868.18)	(168,776.24)	9,908	-5.9%
501.06	Occupation Tax - Ele Franchise	(484,944.00)	(447,148.03)	(37,796)	8.5%
501.07	Occupation Tax - Telecom - Land	(37,514.23)	(38,060.57)	546	-1.4%
501.07	Occupation Tax - Cable TV Franchise	(68,978.21)	(69,632.76)	655	-0.9%
501.07	Occupation Tax - Water Franchise	(84,318.00)	(83,900.33)	(418)	0.5%
501.07	Occupation Tax - Sewer Franchise	(66,578.00)	(64,818.70)	(1,759)	2.7%
501.07	Occupation Tax - Telecom - Mobile	(102,141.39)	(98,504.35)	(3,637)	3.7%
501.08	Police - Revenue - Dog license/Redeemi	(1,932.54)	(2,760.50)	828	-30.0%
501.09	Police - Revenue - Permits - Itinierant	(140.00)	(431.27)	291	-67.5%
501.12	Police - Revenue - Liquidated Damages	(1,005.00)	(1,595.00)	590	-37.0%
501.50	Debt Service - Revenue - Taxes	-	(69.95)	70	-100.0%
501.501	Debt Service - Revenue - Interest	(1,372.55)	(1,279.10)	(93)	7.3%
501.502	Debt Service - Revenue - City Sales Tax	(950,000.00)	(950,000.00)	-	0.0%
501.551	Const Fund - Revenue - Interest	(1,058.76)	(3,215.08)	2,156	-67.1%
501.56	Donations	(49,411.00)	(26,502.80)	(22,908)	86.4%
501.85	State Aid	-	-	-	#DIV/0!
501.87	Municipal Equalization (State)	(2,074.11)	(23,015.14)	20,941	-91.0%
501.90	General - Non-operating	(2,943.74)	(7,045.30)	4,102	-58.2%
501.903	General - Non-operating Interest Income	(992.81)	(1,531.60)	539	-35.2%
501.999	General - Transfers to/from Other	-	-	-	#DIV/0!
502.01	Leg - Adm - Salaries	48,123.85	42,377.32	5,747	13.6%
502.02	Leg - Adm - Social Security	3,201.04	3,280.66	(80)	-2.4%
502.03	Leg - Adm - Overtime	-	-	-	#DIV/0!
502.04	Leg - Adm - Group Insurance	1,677.00	4,503.07	(2,826)	-62.8%
502.05	Leg - Adm - Retirement	362.47	951.08	(589)	-61.9%
502.06	Leg - Adm - Insurance/Bonds	6,422.60	8,842.97	(2,420)	-27.4%
502.07	Leg - Adm - Audit/Accounting	384.38	401.25	(17)	-4.2%
502.11	Leg - Adm - Office Su/Post/Frt	3,120.93	4,799.97	(1,679)	-35.0%
502.12	Leg - Adm - Vehicle Expense	1,014.62	885.47	129	14.6%
502.162	Leg - Adm - Telephone	2,353.24	2,346.93	6	0.3%
502.163	Leg - Adm - Data Trans Fiber Opt	4,169.27	-	4,169	#DIV/0!
502.36	Leg - Adm - Serv/Maint Agreement	1,492.84	1,758.63	(266)	-15.1%
502.42	Leg - Adm - Dues/Mbrsp/Trn/Mi	5,679.07	8,007.33	(2,328)	-29.1%
502.44	Leg - Adm - Publication Fees	2,621.50	2,352.76	269	11.4%
502.50	Leg - Adm - Donations	49,394.45	26,483.55	22,911	86.5%
502.53	Leg - Adm - Info Technology	3,225.62	662.75	2,563	386.7%
502.56	Leg - Adm - Sew Co Ev Development Fund	40,000.00	-	40,000	#DIV/0!
502.57	Leg - Adm - Chamber Comm Funding	20,000.00	-	20,000	#DIV/0!
502.59	Leg - Adm - Community Text System	-	-	-	#DIV/0!
502.60	Leg - Adm - Miscellaneous	21,478.51	2,458.02	19,020	773.8%
502.80	Leg - Adm - Fixed Assets	17,368.21	(265.51)	17,634	-6641.5%
502.83	Leg - Adm - Strategic Plan	-	-	-	#DIV/0!
502.994	Gen - Depreciation Expense	-	-	-	#DIV/0!
502.995	Gen - Amortization Expense	-	-	-	#DIV/0!
502.996	Gen - Amortization on Refund Bonds (old, del	-	-	-	#DIV/0!
506.01	Leg - Salaries	-	-	-	#DIV/0!
506.02	Leg - Social Security	-	-	-	#DIV/0!
506.06	Leg - Insurance/Bonds	566.76	876.44	(310)	-35.3%
506.07	Leg - Audit/Accounting	128.13	133.75	(6)	-4.2%
506.11	Leg - Office Su/Post/Frt	39.34	37.00	2	6.3%
506.162	Leg - Telephone	-	-	-	#DIV/0!
506.36	Leg - Maint Agreements	92.79	85.92	7	8.0%
506.42	Leg - Dues/Mbrsp/Trn/Mi	3.30	3.30	-	0.0%
506.48	Leg - Special Attorney Fees	16,582.48	151,857.70	(135,275)	-89.1% Note 6 R, V
506.49	Leg - City Attorney Contract	44,053.39	42,984.47	1,069	2.5%
506.51	Leg - City Labor Attorney	1,399.66	-	1,400	#DIV/0!
506.53	Leg - Info Technology	113.45	96.25	17	17.9%
506.59	Leg - Community Text System	-	-	-	#DIV/0!
506.60	Leg - Miscellaneous	-	3,816.61	(3,817)	-100.0%
506.82	Leg - Adm - Fixed Assets	-	-	-	#DIV/0!
511.90	Police - Revenue - Non-operating	(2,163.50)	(17,775.07)	15,612	-87.8%
512.01	Police - Salaries	630,298.00	608,729.48	21,569	3.5%
512.02	Police - Social Security	49,452.84	46,610.26	2,843	6.1%
512.03	Police - Overtime	36,802.81	23,784.60	13,018	54.7%
512.04	Police - Group Insurance	166,805.83	168,958.93	(2,153)	-1.3%
512.05	Police - Retirement/Non-officers	3,766.16	4,170.24	(404)	-9.7%
512.059	Police - Wellness Incentive	-	-	-	#DIV/0!
512.06	Police - Insurance/Bonds	28,077.48	41,542.88	(13,465)	-32.4%
512.07	Police - Audit/Accounting	3,587.50	3,745.00	(158)	-4.2%
512.08	Police - Retirement/Officers	35,154.63	35,720.24	(566)	-1.6%
512.09	Police - Operation/Staffing Stud	-	-	-	#DIV/0!
512.10	Police - Maint Supplies/Equipment	7,466.08	11,425.78	(3,960)	-34.7%
512.11	Police - Office Su/Post/Frt	5,242.87	6,136.45	(894)	-14.6%

Account	Description	Client Balance FYE 9/30/2015	PY FYE 9/30/2014	Difference	%
512.12	Police - Gasoline/Oil	12,278.39	30,085.43	(17,807)	-59.2%
512.16	Police - City Use Utilities	4,509.50	4,883.85	(374)	-7.7%
512.162	Police - Telephone	3,710.52	3,582.39	128	3.6%
512.163	Police - Utilities - Natural Gas	573.09	667.74	(95)	-14.2%
512.17	Police - Garbage Service	366.36	-	366	#DIV/0!
512.20	Police - Repairs/Patrol Cars	7,755.25	6,307.17	1,448	23.0%
512.24	Police - Repairs/Radio/Radar	3,680.35	601.00	3,079	512.4%
512.30	Police - Repairs/Bldg Maint	2,926.00	5,064.22	(2,138)	-42.2%
512.36	Police - Serv/Maint Agreements	12,948.85	13,101.00	(152)	-1.2%
512.42	Police - Dues/Mbrsp/Trn/Mi	4,496.76	5,402.49	(906)	-16.8%
512.421	Police - Basic Training Expense	2,231.18	-	2,231	#DIV/0!
512.49	Police - Uniforms	4,921.34	5,647.03	(726)	-12.9%
512.50	Police - Firearms Training	2,198.94	2,248.72	(50)	-2.2%
512.51	Police - Veterinarian/Dog Impoun	2,057.13	3,654.96	(1,598)	-43.7%
512.53	Police - Info Technology	5,118.78	3,086.19	2,033	65.9%
512.58	Police - DWI/DUI Testing	1,705.00	752.00	953	126.7%
512.59	Police - Community Text System	-	-	-	#DIV/0!
512.60	Police - Miscellaneous	4,927.01	11,363.72	(6,437)	-56.6%
512.61	Police - Emergency Management	-	-	-	#DIV/0!
512.62	Police - Public Relations	259.73	2,277.32	(2,018)	-88.6%
512.63	Police - Prosecution Agr - Co Attorney	4,000.00	4,000.00	-	0.0%
512.75	Police - Succession Planning	-	-	-	#DIV/0!
512.80	Police - Fixed Assets (Lease payments)	39,005.37	30,369.33	8,636	28.4%
512.82	Police - Adm - Fixed Assets	-	-	-	#DIV/0!
512.83	Police - Strategic Plan	-	-	-	#DIV/0!
512.929	Police - Interest	-	-	-	#DIV/0!
513.90	Sew Co Comm Cent - Transfers Cou	179,512.00	181,211.00	(1,699)	-0.9%
514.001	RAP - NE Crime Comm Grant	-	-	-	#DIV/0!
514.002	RAP - Local Matching Funds	-	-	-	#DIV/0!
515.01	Police - Revenue - Equitable Sharing Fund	(11,184.97)	(15,452.10)	4,267	-27.6%
516.11	Police - Equitable Sharing Fund - Supplies	-	-	-	#DIV/0!
516.42	Police - Equitable Sharing Fund - Training	4,507.52	-	4,508	#DIV/0!
516.80	Police - Equitable Sharing Fund - Equipment	-	-	-	#DIV/0!
521.04	Street - Revenue - Highway Allocation	(649,027.64)	(631,563.91)	(17,464)	2.8%
521.05	Street - Revenue - Incentive Payment	(6,000.00)	(6,000.00)	-	0.0%
521.06	Street - Revenue - Misc Sales/Services	(2,598.17)	(1,564.80)	(1,033)	66.0%
521.08	Street - Revenue - City Sales Tax - MV	(191,274.56)	(152,885.03)	(38,390)	25.1%
521.10	Street - Revenue - State Motor Veh Fee	(51,927.78)	(50,474.43)	(1,453)	2.9%
521.504	Street - Revenue - DS - Assess Principal	(2,050.31)	(263.80)	(1,787)	677.2%
521.509	Street - Revenue - DS - Assess Interest	(720.14)	(35.19)	(685)	1946.4%
521.549	Street - Revenue - New Subdivision Esc	(1.14)	(1.73)	1	-34.1%
521.609	Street - Revenue - Wood Chip Sales	-	(300.00)	300	-100.0%
521.90	Street - Revenue - Non-operating	(3,817.58)	(17,996.62)	14,179	-78.8%
521.910	Street - Revenue - Grant (General Fund Reven	-	-	-	#DIV/0!
522.01	Street - Dist/OM - Salaries	274,601.13	259,757.49	14,844	5.7%
522.02	Street - Dist/OM - Social Security	21,314.44	19,753.41	1,561	7.9%
522.03	Street - Dist/OM - Overtime	11,956.23	8,822.25	3,134	35.5%
522.04	Street - Dist/OM - Group Insurance	70,360.59	65,060.88	5,300	8.1%
522.05	Street - Dist/OM - Retirement	14,044.16	12,265.91	1,778	14.5%
522.059	Street - Dist/OM - Wellness Incentive	-	-	-	#DIV/0!
522.06	Street - Dist/OM - Insurance/Bonds	25,880.94	38,344.51	(12,464)	-32.5%
522.07	Street - Dist/OM - Audit/Accounting	6,562.50	2,675.00	3,888	145.3%
522.08	Street - Dist/OM - Engineering/Con	5,657.70	16,793.07	(11,135)	-66.3%
522.09	Street - Work in Process	-	-	-	#DIV/0!
522.10	Street - Dist/OM - Maint Supp/Eq	79,223.54	73,421.90	5,802	7.9%
522.11	Street - Fac/OM - Off Su/Post/Fr	2,966.58	966.75	2,000	206.9%
522.12	Street - Dist/OM - Gas/Oil/Dies/Pr	21,223.34	33,337.88	(12,115)	-36.3%
522.16	Street - Fac/OM - City Use Utilities	24,680.82	21,708.68	2,972	13.7%
522.162	Street - Fac/OM - Telephone	3,159.10	3,004.49	155	5.1%
522.17	Street - Fac/OM - Garbage Service	341.69	-	342	#DIV/0!
522.20	Street - Dist/OM - Equipment Repair	43,963.19	36,203.15	7,760	21.4%
522.30	Street - Fac/OM - Bldgs/Grnds Upkeep	1,748.04	1,202.07	546	45.4%
522.36	Street - Fac/OM - Maint Agreements	773.54	793.55	(20)	-2.5%
522.42	Street - Fac/OM - Dues/Mbrsp/Trn/Mi	1,164.09	3,365.67	(2,202)	-65.4%
522.52	Street - Capital - Improvement Pro	27,304.52	23,465.41	3,839	16.4%
522.53	Street - Fac/OM - Info Technology	2,996.29	1,931.19	1,065	55.2%
522.59	Street - Fac/OM - Community Text Sys	-	-	-	#DIV/0!
522.60	Street - Fac/OM - Miscellaneous	2,070.43	16,269.92	(14,199)	-87.3%
522.601	Street - Dist/OM - Wood Grinding	-	-	-	#DIV/0!
522.80	Street - Capital - Fixed Assets	191,129.35	135,992.68	55,137	40.5%
522.801	Street - Adm/Debt - Sweeper Loan	-	-	-	#DIV/0!
522.82	Street - Adm/Capital - Fixed Asset	-	-	-	#DIV/0!
522.83	Street - Fac/OM - Strategic Plan	-	-	-	#DIV/0!
522.84	Street - Geographic Info System	7,324.40	7,428.50	(104)	-1.4%
522.85	Street - Americans W/Disabilities	-	-	-	#DIV/0!
522.901	Street - DS - Bond Principal	456,450.00	444,900.00	11,550	2.6%
522.929	Street - DS - Bond Interest	85,042.29	90,695.66	(5,653)	-6.2%
522.946	Street - DS - Unfunded Tax Cr Refund	28,008.64	33,253.62	(5,245)	-15.8%
525.15	Rail Campus-Revenue (land rent)	(11,625.00)	(2,625.00)	(9,000)	342.9%

Account	Description	Client Balance FYE 9/30/2015	PY FYE 9/30/2014	Difference	%
526.25	Rail Campus-Administrative	8,796.42	4,251.75	4,545	106.9%
526.58	Rail Campus/OM - Debt Service - P&I	-	-	-	#DIV/0!
526.821	Rail Campus - Loan Principal	-	-	-	#DIV/0!
526.829	Rail Campus/OM - Debt Service - P&I	15,768.00	-	15,768	#DIV/0!
527.10	Cdbg Ed Loan - Revenue - Principal	-	-	-	#DIV/0!
527.22	Cdbg Ed Loan - Revenue - Principal Rep	(10,400.38)	(14,870.81)	4,470	-30.1%
527.25	Cdbg Ed Loan - Revenue - Interest Repa	(913.94)	(2,237.11)	1,323	-59.1%
527.50	Cdbg Ed Loan - Revenue - Interest Income	(110.43)	(149.35)	39	-26.1%
527.51	Cdbg Ed Loan - Revenue - Ded Closeout	-	-	-	#DIV/0!
528.30	Cdbg Ed Loan - Busi Dev Financing	-	-	-	#DIV/0!
528.35	Cdbg Ed Loan - Administration	3,839.11	2,724.92	1,114	40.9%
528.40	Cdbg Ed Loan - Pw/Infra/Ec Dev	-	-	-	#DIV/0!
528.51	Cdbg Ed Loan - Ded Closeout	-	-	-	#DIV/0!
529.10	Cdbg - Rev - NAHTF Grant	(115,647.00)	-	(115,647)	#DIV/0! Note 8 R, V
529.16	Cdbg - Rev - CDBG REAP Grant	(50,549.25)	-	(50,549)	#DIV/0!
530.60	Cdbg - Affordable Housing/Energy	115,647.96	5.32	115,643	2173733.8% Note 8 R, V
530.66	Cdbg - Rural Entprs Assistance Prog	50,549.25	-	50,549	#DIV/0!
530.72	Cdbg - Rail Site Development	-	-	-	#DIV/0!
531.04	Buildings/Grounds - Revenue - Oper Cost Rei	(24,000.00)	(22,000.00)	(2,000)	9.1%
531.32	Buildings/Grounds - Revenue - Scout Cabin R	-	-	-	#DIV/0!
531.90	Buildings/Grounds - Revenue - Non-operating	-	(10,865.95)	10,866	-100.0%
532.01	Buildings/Grounds - Salaries	13,840.38	12,635.40	1,205	9.5%
532.02	Buildings/Grounds - Social Security	1,058.81	1,515.01	(456)	-30.1%
532.03	Buildings/Grounds - Overtime	-	-	-	#DIV/0!
532.04	Buildings/Grounds - Group Insurance	-	-	-	#DIV/0!
532.05	Buildings/Grounds - Retirement	-	-	-	#DIV/0!
532.06	Buildings/Grounds - Insurance/Bonds	2,833.80	4,371.50	(1,538)	-35.2%
532.07	Buildings/Grounds - Audit/Accounting	128.12	133.75	(6)	-4.2%
532.11	Buildings/Grounds - Supplies	426.24	1,212.11	(786)	-64.8%
532.16	Buildings/Grounds - City Use Utilities	5,265.35	5,926.45	(661)	-11.2%
532.17	Buildings/Grounds - Garbage Service	183.18	-	183	#DIV/0!
532.31	Buildings/Grounds - Rep/Maint City Hall	1,841.51	2,061.83	(220)	-10.7%
532.36	Buildings/Grounds - Maint Agreements	23.20	21.48	2	8.0%
532.53	Buildings/Grounds - Info Technology	113.45	744.94	(631)	-84.8%
532.59	Buildings/Grounds - Community Text Sys	-	-	-	#DIV/0!
532.60	Buildings/Grounds - Miscellaneous	173.75	48.80	125	256.0%
532.61	Buildings/Grounds - Building Improvement	-	9,041.62	(9,042)	-100.0%
532.82	Buildings/Grounds - Adm Fixed Assets	-	-	-	#DIV/0!
541.01	Civic Center - Revenue - Oper/Maint	(138,206.49)	(141,202.06)	2,996	-2.1%
541.90	Civic Center - Revenue - Non-operating	-	(16,022.65)	16,023	-100.0%
542.01	Civic Center - Salaries	49,296.88	49,882.90	(586)	-1.2%
542.02	Civic Center - Social Security	3,794.02	3,815.99	(22)	-0.6%
542.03	Civic Center - Overtime	299.42	-	299	#DIV/0!
542.04	Civic Center - Group Insurance	9,075.99	9,375.18	(299)	-3.2%
542.05	Civic Center - Retirement	2,040.38	2,134.77	(94)	-4.4%
542.06	Civic Center - Insurance/Bonds	7,934.64	12,173.91	(4,239)	-34.8%
542.07	Civic Center - Audit/Accounting	512.50	535.00	(23)	-4.2%
542.11	Civic Center - Supp/Post/Frt	1,254.06	2,037.09	(783)	-38.4%
542.16	Civic Center - City Use Utilities	16,503.56	16,657.90	(154)	-0.9%
542.162	Civic Center - Telephone	4,006.22	4,139.33	(133)	-3.2%
542.163	Civic Center - Natural Gas	9,337.03	11,638.75	(2,302)	-19.8%
542.17	Civic Center - Garbage Service	987.12	-	987	#DIV/0!
542.30	Civic Center - Rep/Upkeep - Buildings/Ground	18,256.93	12,991.57	5,265	40.5%
542.36	Civic Center - Serv/Maint Agreement	3,264.23	2,050.05	1,214	59.2%
542.42	Civic Center - Dues/Mbrsp/Trn/Mi	6.60	25.29	(19)	-73.9%
542.53	Civic Center - Info Technology	453.57	391.19	62	15.9%
542.59	Civic Center - Community Text Sys	-	-	-	#DIV/0!
542.60	Civic Center - Miscellaneous	1,103.34	1,458.75	(355)	-24.4%
542.80	Civic Center - Fixed Assets	10,080.00	27,917.04	(17,837)	-63.9%
542.82	Civic Center - Adm Fixed Assets	-	-	-	#DIV/0!
551.01	Library - Revenue - Fines/Mbrsps/Etc	(12,539.67)	(12,219.88)	(320)	2.6%
551.50	Library - Revenue - Bldg Imps	-	-	-	#DIV/0!
551.55	Library - Revenue - Donations	(20,122.08)	-	(20,122)	#DIV/0!
551.56	Library - Revenue - Meeting Room Use	(60.00)	-	(60)	#DIV/0!
551.81	Library - Revenue - State Grant	(1,392.00)	(1,461.00)	69	-4.7%
551.90	Library - Revenue - Non-operating	-	(46,534.54)	46,535	-100.0%
552.01	Library - Salaries	256,046.62	247,310.33	8,736	3.5%
552.02	Library - Social Security	19,221.65	18,565.46	656	3.5%
552.03	Library - Overtime	-	-	-	#DIV/0!
552.04	Library - Group Insurance	35,861.67	38,512.74	(2,651)	-6.9%
552.05	Library - Retirement	7,650.25	8,072.40	(422)	-5.2%
552.059	Library - Wellness Incentive	-	-	-	#DIV/0!
552.06	Library - Insurance/Bonds	6,801.12	10,474.47	(3,673)	-35.1%
552.07	Library - Audit/Accounting	1,537.50	1,605.00	(68)	-4.2%
552.11	Library - Supplies/Postage/Fr	8,255.20	12,665.34	(4,410)	-34.8%
552.112	Library - Postage	4,335.93	-	4,336	#DIV/0!
552.13	Library - Materials	33,815.89	40,196.85	(6,381)	-15.9%
552.131	Library - Electronic Ebooks/Data	3,489.86	-	3,490	#DIV/0!
552.132	Library - Other (Audio/Video)	2,772.86	-	2,773	#DIV/0!

Account	Description	Client Balance FYE 9/30/2015	PY FYE 9/30/2014	Difference	%
552.139	Library - Interlibrary Loan Prog	-	-	-	#DIV/0!
552.16	Library - City Use Utilities	35,549.99	30,659.33	4,891	16.0%
552.162	Library - Telephone	1,362.39	1,481.89	(120)	-8.1%
552.163	Library - Natural Gas	546.93	617.25	(70)	-11.4%
552.17	Library - Garbage Service	183.18	-	183	#DIV/0!
552.30	Library - Repairs/Bldg Maint	55,636.63	10,060.86	45,576	453.0%
552.32	Library - Serv/Maint Agreements	13,024.95	10,814.18	2,211	20.4%
552.42	Library - Dues/Mbrsp/Trn/Mi	1,249.20	1,943.86	(695)	-35.7%
552.421	Library - Continuing Education	759.50	-	760	#DIV/0!
552.50	Library - Bldg Imps	-	-	-	#DIV/0!
552.53	Library - Info Technology	2,603.86	1,179.94	1,424	120.7%
552.55	Library - State Aid Fund	1,352.49	1,414.00	(62)	-4.4%
552.56	Library - Donations	19,726.31	-	19,726	#DIV/0!
552.59	Library - Community Text System	-	-	-	#DIV/0!
552.60	Library - Miscellaneous	2,235.74	3,189.70	(954)	-29.9%
552.80	Library - Fixed Assets	-	1,358.07	(1,358)	-100.0%
552.81	Library - Computer Hardware/Software	3,604.26	-	3,604	#DIV/0!
552.82	Library - Adm Fixed Assets	-	-	-	#DIV/0!
552.83	Library - Strategic Plan	-	-	-	#DIV/0!
561.01	Pub Prop - Revenue - Park Camping Fees	(3,875.77)	(4,382.14)	506	-11.6%
561.02	Pub Prop - Revenue - Space Sales/Cemet	(35,625.00)	(36,640.00)	1,015	-2.8%
561.67	Pub Prop - Revenue - Farm Land Leases	(17,669.80)	(18,370.00)	700	-3.8%
561.70	New Park - Revenue - Improve/Interest	(35.71)	(53.96)	18	-33.8%
561.72	New Park - Revenue - Dev Fees (Subdiv)	(1,900.29)	-	(1,900)	#DIV/0!
561.90	Pub Prop - Revenue - Non-operating	(2,231.46)	(28,652.59)	26,421	-92.2%
561.912	Guthman Trust Regular - Revenue	(238.37)	(245.11)	7	-2.7%
561.913	Guthman Trust Paving - Revenue	(15.62)	(23.63)	8	-33.9%
561.914	Cemetery - Perp Care Princ - Revenue (Sale of	(5,100.00)	(5,700.00)	600	-10.5%
561.915	Cemetery - Perp Care Int - Revenue	(131.86)	(190.65)	59	-30.8%
562.01	Pub Prop - Salaries	173,300.20	230,529.18	(57,229)	-24.8%
562.02	Pub Prop - Social Security	12,990.64	17,344.10	(4,353)	-25.1%
562.03	Pub Prop - Overtime	1,020.91	1,289.34	(268)	-20.8%
562.04	Pub Prop - Group Insurance	38,989.74	59,044.74	(20,055)	-34.0%
562.05	Pub Prop - Retirement	8,315.76	11,979.44	(3,664)	-30.6%
562.059	Pub Prop - Wellness Incentive	-	-	-	#DIV/0!
562.06	Pub Prop - Insurance/Bonds	14,701.76	22,957.18	(8,255)	-36.0%
562.07	Pub Prop - Audit/Accounting	1,537.50	1,605.00	(68)	-4.2%
562.08	Pub Prop - Engineering/Consulting	-	7,210.00	(7,210)	-100.0%
562.09	Pub Prop - Work in Process	-	530.36	(530)	-100.0%
562.10	Pub Prop - Landscaping Supplies	651.05	1,454.29	(803)	-55.2%
562.11	Pub Prop - Su/Post/Frt	20,519.23	25,846.51	(5,327)	-20.6%
562.12	Pub Prop - Gasoline/Oil	6,786.60	12,730.87	(5,944)	-46.7%
562.16	Pub Prop - City Use Utilities	11,101.97	11,677.74	(576)	-4.9%
562.162	Pub Prop - Telephone	2,082.20	1,125.35	957	85.0%
562.17	Pub Prop - Garbage Service	1,710.66	-	1,711	#DIV/0!
562.20	Pub Prop - Repairs	11,324.73	17,461.66	(6,137)	-35.1%
562.30	Pub Prop - Bldgs/Grnds Upkeep	3,129.61	5,127.61	(1,998)	-39.0%
562.31	Pub Prop - Playground Equipment Upkeep	240.63	201.00	40	19.7%
562.36	Pub Prop - Serv/Maint Agreements	866.33	879.47	(13)	-1.5%
562.42	Pub Prop - Dues/Mbrsp/Trn/Mi	2,111.65	1,103.61	1,008	91.3%
562.53	Pub Prop - Info Technology	2,341.27	1,353.69	988	73.0%
562.59	Pub Prop - Community Text System	-	-	-	#DIV/0!
562.60	Pub Prop - Miscellaneous	833.29	2,196.78	(1,363)	-62.1%
562.65	Pub Prop - Tree Planting Program	2,941.67	-	2,942	#DIV/0!
562.70	New Park - Dev/Improvements	-	-	-	#DIV/0!
562.80	Pub Prop - Fixed Assets	48,788.08	47,179.09	1,609	3.4%
562.82	Pub Prop - Adm Fixed Assets	-	-	-	#DIV/0!
562.83	Pub Prop - Strategic Plan	-	-	-	#DIV/0!
562.84	Pub Prop - Tech/Software Licensing	3,125.00	-	3,125	#DIV/0!
562.912	Guthman Trust Regular - Expense	145.00	145.00	-	0.0%
562.913	Guthman Trust Paving - Expense	-	-	-	#DIV/0!
562.914	Cemetery - Perp Care Int - Expense (Lot ID Pi	-	-	-	#DIV/0!
562.915	Cemetery - Perp Care Princ - Expense	-	-	-	#DIV/0!
563.963	Cemetery New Dev - Interest Savi	-	-	-	#DIV/0!
563.975	Cemetery New Dev - Sale of Lots	-	-	-	#DIV/0!
564.40	Cemetery New Dev - Expenses	1,548.96	2,669.90	(1,121)	-42.0%
565.01	Cemetery - Salaries	73,711.98	-	73,712	#DIV/0!
565.02	Cemetery - Social Security	5,412.95	-	5,413	#DIV/0!
565.03	Cemetery - Overtime	525.08	-	525	#DIV/0!
565.04	Cemetery - Group Insurance	18,139.23	-	18,139	#DIV/0!
565.05	Cemetery - Retirement	4,051.94	-	4,052	#DIV/0!
565.06	Cemetery - Property Tax Lots	145.92	-	146	#DIV/0!
565.061	Cemetery - Insurance/Bonds	743.56	-	744	#DIV/0!
565.11	Cemetery - Supplies	4,679.87	-	4,680	#DIV/0!
565.12	Cemetery - Gasoline/Oil	2,699.27	-	2,699	#DIV/0!
565.162	Cemetery - Telephone	180.00	-	180	#DIV/0!
565.17	Cemetery - Garbage Service	366.36	-	366	#DIV/0!
565.20	Cemetery - Repairs	4,403.71	-	4,404	#DIV/0!
565.30	Cemetery - Bldgs/Grnds Upkeep	478.12	-	478	#DIV/0!

Account	Description	Client Balance FYE 9/30/2015	PY FYE 9/30/2014	Difference	%
565.42	Cemetery - Dues/Mbrsp/Trn/Mi	60.00		60	#DIV/0!
565.60	Cemetery - Miscellaneous	221.00		221	#DIV/0!
565.65	Cemetery - Tree Planting Program	316.00		316	#DIV/0!
565.80	Cemetery - Fixed Assets	115,564.66		115,565	#DIV/0! Note 9 R, V
565.84	Cemetery - Tech/Software Licensing	3,125.00		3,125	#DIV/0!
571.01	B&G Other - Revenue - Other	-	-	-	#DIV/0!
571.90	B&G Other - Revenue - Non-operating	50.00	(5,176.90)	5,227	-101.0%
572.08	B&G Other - Band Shell Eng/Consu	-	-	-	#DIV/0!
572.09	B&G Other - Work in Process	-	-	-	#DIV/0!
572.10	B&G Other - Mun Bldg - Supplies	114.89	70.00	45	64.1%
572.11	B&G Other - Band Shell - Supplies	310.45	278.09	32	11.6%
572.16	B&G Other - Band Shell/Scout - Utilities	1,579.90	1,491.42	88	5.9%
572.162	B&G Other - Telephone - DSL - Mun Bldg	1,092.42	1,083.40	9	0.8%
572.21	B&G Other - Band Shell - Concerts	5,200.00	5,200.00	-	0.0%
572.34	B&G Other - Band Shell - Reps/Main	-	-	-	#DIV/0!
572.36	B&G Other - Band Shell - Miscellaneous	-	-	-	#DIV/0!
572.60	B&G Other - Scout Cabin - Rep/Upkeep	8,938.97	8,957.16	(18)	-0.2%
572.70	B&G Other - Mun Bldg - CC - Rep/Upkeep	147.18	993.71	(847)	-85.2%
572.85	B&G Other -Amer Disabilities	-	-	-	#DIV/0!
581.01	Bldg Insp - Revenue - Building Permits	(62,879.56)	(88,707.45)	25,828	-29.1%
581.02	Bldg Insp - Revenue - Electric Permits	(8,849.50)	(10,652.00)	1,803	-16.9%
581.03	Bldg Insp - Revenue - Water Permits	(10,196.00)	(12,362.00)	2,166	-17.5%
581.05	Bldg Insp - Revenue - Mechanical Permits	(11,797.00)	(9,348.50)	(2,449)	26.2%
581.06	Bldg Insp - Revenue - Home Occ Permits	(260.00)	(230.00)	(30)	13.0%
581.45	Bldg Insp - Revenue - Demo/Nuisance Ab	-	-	-	#DIV/0!
581.46	Bldg Insp - Revenue - Plan Reviews	(1,947.75)	(2,606.67)	659	-25.3%
581.90	Bldg Insp - Revenue - Non-operating	(3,047.45)	(129.00)	(2,918)	2262.4%
582.01	Bldg Insp - Salaries	68,772.08	61,770.74	7,001	11.3%
582.02	Bldg Insp - Social Security	4,957.15	4,712.75	244	5.2%
582.03	Bldg Insp - Overtime	-	-	-	#DIV/0!
582.04	Bldg Insp - Group Insurance	21,961.44	20,531.70	1,430	7.0%
582.05	Bldg Insp - Retirement	3,261.41	3,304.86	(43)	-1.3%
582.059	Bldg Insp - Wellness Incentive	-	-	-	#DIV/0!
582.06	Bldg Insp - Insurance/Bonds	3,652.06	5,162.43	(1,510)	-29.3%
582.07	Bldg Insp - Audit/Accounting	384.37	401.25	(17)	-4.2%
582.11	Bldg Insp - Office Su/Post/Frt	1,455.80	3,921.32	(2,466)	-62.9%
582.12	Bldg Insp - Gasoline/Oil	1,763.42	766.75	997	130.0%
582.16	Bldg Insp - City Use Utilities	3,032.84	3,246.98	(214)	-6.6%
582.162	Bldg Insp - Telephone	1,158.10	1,098.31	60	5.4%
582.20	Bldg Insp - Repairs/Equip Maint	1,155.49	1,733.12	(578)	-33.3%
582.36	Bldg Insp - Serv/Maint Agreement	1,568.03	1,991.85	(424)	-21.3%
582.42	Bldg Insp - Dues/Mbrsp/Trn/Mi	2,262.08	1,035.84	1,226	118.4%
582.45	Bldg Insp - Demolition/Nuisance	(343.71)	485.00	(829)	-170.9%
582.46	Bldg Insp - Plan Reviews	-	-	-	#DIV/0!
582.53	Bldg Insp - Info Technology	1,598.25	451.35	1,147	254.1%
582.59	Bldg Insp - Community Text Syst	-	-	-	#DIV/0!
582.60	Bldg Insp - Miscellaneous	260.45	243.52	17	7.0%
582.80	Bldg Insp - Fixed Assets	5,750.00	3,249.99	2,500	76.9%
582.82	Bldg Insp - Adm Fixed Assets	-	-	-	#DIV/0!
582.83	Bldg Insp - Strategic Plan	-	-	-	#DIV/0!
582.84	Bldg Insp - GIS Training	3,402.84	4,874.40	(1,472)	-30.2%
592.11	Civil Serv - Office Su/Post/Frt	4.05	89.90	(86)	-95.5%
592.44	Civil Serv - Publications	1,401.74	952.12	450	47.2%
592.45	Civil Serv - Testing	314.50	287.50	27	9.4%
592.48	Civil Serv - Legal Fees	-	106.00	(106)	-100.0%
592.60	Civil Serv - Miscellaneous	7.80	7.80	-	0.0%
592.80	Civil Serv - Fixed Assets	-	-	-	#DIV/0!
601.50	Fire Eq SF - Revenue - Interest	(457.01)	(575.07)	118	-20.5%
601.501	Fire Eq SF - Revenue - Rural Prot Con	(12,727.53)	(44,903.71)	32,176	-71.7%
601.502	Fire Eq SF - Revenue - Prop Tax Requisition	(15,000.00)	(15,000.00)	-	0.0%
601.503	Fire Eq SF - Revenue - Rural Fire/Res	-	-	-	#DIV/0!
601.90	Fire - Revenue - Non-operating	(37.04)	(5,600.40)	5,563	-99.3%
601.909	Fire Eq SF - Revenue - Non-operating	-	-	-	#DIV/0!
601.99	Fire - Revenue - Donations	-	-	-	#DIV/0!
602.01	Fire - Salaries	2,306.73	2,435.86	(129)	-5.3%
602.02	Fire - Social Security	176.47	186.26	(10)	-5.3%
602.04	Fire - Group Insurance	-	-	-	#DIV/0!
602.05	Fire - Retirement	-	-	-	#DIV/0!
602.06	Fire - Insurance/Bonds	14,973.50	22,709.93	(7,736)	-34.1%
602.07	Fire - Audit/Accounting	512.50	535.00	(23)	-4.2%
602.10	Fire - Bunker Gear/Equipment	4,612.32	9,765.04	(5,153)	-52.8%
602.11	Fire - Supp/Post/Frt	2,103.36	1,210.43	893	73.8%
602.12	Fire - Gasoline/Oil	3,407.69	4,690.33	(1,283)	-27.3%
602.16	Fire - City Use Utilities	8,427.35	9,212.67	(785)	-8.5%
602.162	Fire - Telephone	2,902.78	3,079.72	(177)	-5.7%
602.163	Fire - Natural Gas	3,015.08	2,850.17	165	5.8%
602.17	Fire - Garbage Service	366.36	-	366	#DIV/0!
602.20	Fire - Repairs	16,502.78	11,921.92	4,581	38.4%
602.30	Fire - Building Maintenance	4,938.92	2,728.78	2,210	81.0%

Account	Description	Client Balance FYE 9/30/2015	PY FYE 9/30/2014	Difference	%
602.36	Fire - Serv/Maint Agreements	31.00	1,029.28	(998)	-97.0%
602.42	Fire - Dues/Mbrsp/Trn/Mi	931.77	69.51	862	1240.5%
602.53	Fire - Info Technology	453.57	385.00	69	17.8%
602.56	Fire - Transfer/Vol Fire Dept	15,000.00	10,800.00	4,200	38.9%
602.57	Fire - Fire Prevention/Inspections	1,854.50	87.98	1,767	2007.9%
602.58	Fire - Rescue	7,491.66	5,235.21	2,256	43.1%
602.59	Fire - Community Text System	-	-	-	#DIV/0!
602.60	Fire - Miscellaneous	554.66	168.74	386	228.7%
602.80	Fire - Fixed Assets	62,633.51	25,147.57	37,486	149.1%
602.82	Fire - Adm Fixed Assets	-	-	-	#DIV/0!
602.84	Fire - Geographic Info System	-	-	-	#DIV/0!
602.85	Fire - Americans Disabilities	-	-	-	#DIV/0!
602.99	Fire - Donations	-	-	-	#DIV/0!
603.00	Fire Eq SF - Sinking Fund Expense	-	23,375.90	(23,376)	-100.0%
614.01	Tree Board - Revenue - Grants	-	-	-	#DIV/0!
614.90	Tree Board - Revenue - Releaf Planting	-	-	-	#DIV/0!
615.01	Tree Board - Planting Program	520.50	450.00	71	15.7%
615.11	Tree Board - Supp/Post/Frt	10.00	15.00	(5)	-33.3%
615.42	Tree Board - Dues/Mbrsps/Mtg/MI	-	-	-	#DIV/0!
621.01	Plan Comm - Revenue - Subdiv/Rezoning	(15,960.00)	(5,695.00)	(10,265)	180.2%
621.10	Plan Comm - Revenue - Filing Fees	(22.00)	(198.00)	176	-88.9%
622.01	Plan Comm - Salaries	17,450.85	16,523.62	927	5.6%
622.02	Plan Comm - Social Security	1,243.32	1,172.54	71	6.0%
622.03	Plan Comm - Overtime	-	27.99	(28)	-100.0%
622.04	Plan Comm - Group Insurance	5,956.28	6,300.60	(344)	-5.5%
622.05	Plan Comm - Retirement	964.94	991.40	(26)	-2.7%
622.059	Plan Comm - Wellness Incentive	-	-	-	#DIV/0!
622.07	Plan Comm - Audit/Accounting	128.13	136.45	(8)	-6.1%
622.09	Plan Comm - Engineering	1,114.40	1,094.62	20	1.8%
622.10	Plan Comm - Plats/Permits	477.63	463.58	14	3.0%
622.11	Plan Comm - Minutes/Supplies	1,818.41	2,197.35	(379)	-17.2%
622.162	Plan Comm - Telephone	1,106.04	1,422.93	(317)	-22.3%
622.36	Plan Comm - Serv/Maint Agreement	1,405.53	1,342.62	63	4.7%
622.42	Plan Comm - Dues/Mbrsp/Trn/Mi	760.30	451.49	309	68.4%
622.53	Plan Comm - Info Technology	238.73	201.22	38	18.6%
622.59	Plan Comm - Community Text System	-	-	-	#DIV/0!
622.60	Plan Comm - Miscellaneous	63.30	15.00	48	322.0%
622.80	Plan Comm - Fixed Assets	1,630.00	3,190.43	(1,560)	-48.9%
622.82	Plan Comm - Adm Fixed Assits	-	-	-	#DIV/0!
622.83	Plan Comm - Strategic Plan	-	-	-	#DIV/0!
622.84	Plan Comm - GIS Training	3,712.77	3,464.04	249	7.2%
631.01	Dowding Pool - Revenue - Admission Fee	(73,929.34)	(74,139.84)	211	-0.3%
631.10	Dowding Pool - Revenue - Swim Les/Exercies	(13,443.50)	(12,974.10)	(469)	3.6%
631.50	Dowding Pool - Revenue - Donations	-	-	-	#DIV/0!
631.90	Dowding Pool - Revenue - Non-operating	(25.00)	(45,845.71)	45,821	-99.9%
632.01	Dowding Pool - Salaries	90,346.29	83,095.70	7,251	8.7%
632.02	Dowding Pool - Social Security	6,911.57	6,358.99	553	8.7%
632.03	Dowding Pool - Overtime	-	-	-	#DIV/0!
632.06	Dowding Pool - Insurance/Bonds	11,335.20	17,357.70	(6,023)	-34.7%
632.07	Dowding Pool - Audit/Accounting	1,025.00	1,070.00	(45)	-4.2%
632.08	Dowding Pool - Engineering/Consu	-	-	-	#DIV/0!
632.09	Dowding Pool - Work in Process	-	-	-	#DIV/0!
632.10	Dowding Pool - Lesson Supplies	1,413.00	950.00	463	48.7%
632.11	Dowding Pool - Supp/Post/Frt	3,966.63	4,441.85	(475)	-10.7%
632.13	Dowding Pool - Chemicals	12,823.45	11,643.81	1,180	10.1%
632.16	Dowding Pool - City Use Utilities	24,844.31	27,021.06	(2,177)	-8.1%
632.162	Dowding Pool - Telephone	688.51	589.34	99	16.8%
632.163	Dowding Pool - Natural Gas	9,282.60	8,491.42	791	9.3%
632.17	Dowding Pool - Garbage Service	22.89	-	23	#DIV/0!
632.20	Dowding Pool - Repairs - Vessel	7,635.84	12,363.36	(4,728)	-38.2%
632.30	Dowding Pool - Repairs - Bldg/Eq/G	8,595.22	10,884.78	(2,290)	-21.0%
632.36	Dowding Pool - Serv/Maint Agreement	574.10	908.48	(334)	-36.8%
632.42	Dowding Pool - Dues/Mbrsp/Trn/Mi	955.00	702.04	253	36.0%
632.50	Dowding Pool - Donations	-	-	-	#DIV/0!
632.53	Dowding Pool - Info Technology	2,020.72	1,161.19	860	74.0%
632.59	Dowding Pool - Community Text Sys	-	-	-	#DIV/0!
632.60	Dowding Pool - Miscellaneous	503.88	762.75	(259)	-33.9%
632.80	Dowding Pool - Fixed Assets	9,119.83	1,675.24	7,445	444.4%
632.82	Dowding Pool - Adm Fixed Assets	-	-	-	#DIV/0!
632.83	Dowding Pool - Strategic Plan	-	-	-	#DIV/0!
633.011	Dowding Pool - Lesson Salaries	8,682.93	13,889.87	(5,207)	-37.5%
633.022	Dowding Pool - Lesson Social Security	664.30	1,062.63	(398)	-37.5%
638.01	Concessions - Pool - Revenue - Food Sales	(837.62)	(918.67)	81	-8.8%
639.01	Concessions - Pool - Salaries	-	-	-	#DIV/0!
639.02	Concessions - Pool - Social Security	-	-	-	#DIV/0!
639.11	Concessions - Pool - Supplies	-	-	-	#DIV/0!
639.30	Concessions - Pool - Repairs/Upkeep	-	-	-	#DIV/0!
639.80	Concessions - Pool - Fixed Assets	-	-	-	#DIV/0!
641.02	Recreation - Revenue - Base/Softball Reg	(8,875.00)	(9,320.00)	445	-4.8%

Account	Description	Client Balance FYE 9/30/2015	PY FYE 9/30/2014	Difference	%
641.03	Recreation - Revenue - Wrestling Reg	(895.00)	(690.00)	(205)	29.7%
641.04	Recreation - Revenue - Youth FB Reg	(1,540.00)	(1,750.00)	210	-12.0%
641.05	Recreation - Revenue - VB/Flag FB Reg	(4,295.00)	(3,215.00)	(1,080)	33.6%
641.06	Recreation - Revenue - Basketball Reg	(2,530.00)	(2,878.01)	348	-12.1%
641.07	Recreation - Revenue - Soccer Reg	(9,015.00)	(10,700.00)	1,685	-15.7%
641.08	Recreation - Revenue - Tennis Program	(390.00)	-	(390)	#DIV/0!
641.09	Recreation - Revenue - Tourn/Field Use	(2,165.00)	(3,550.00)	1,385	-39.0%
641.13	Recreation - Revenue - Soft Drink Rece	-	-	-	#DIV/0!
641.90	Recreation - Revenue - Non-operating	(414.45)	(539.00)	125	-23.1%
641.99	Recreation - Revenue - Cattle TC Use F	(1,940.00)	(2,105.00)	165	-7.8%
642.01	Recreation - Salaries	90,736.82	86,233.62	4,503	5.2%
642.02	Recreation - Social Security	6,922.11	6,578.94	343	5.2%
642.03	Recreation - Overtime	148.37	139.16	9	6.6%
642.04	Recreation - Group Insurance	15,432.05	14,072.52	1,360	9.7%
642.05	Recreation - Retirement	4,069.58	4,283.69	(214)	-5.0%
642.059	Recreation - Wellness Incentive	-	-	-	#DIV/0!
642.06	Recreation - Insurance/Bonds	5,383.08	7,505.98	(2,123)	-28.3%
642.07	Recreation - Audit/Accounting	1,025.00	1,070.00	(45)	-4.2%
642.08	Recreation - Ump/Ref Contracts	6,065.00	7,038.00	(973)	-13.8%
642.088	Recreation - Engineering/Consult	-	1,145.00	(1,145)	-100.0%
642.09	Recreation - Work in Process	-	-	-	#DIV/0!
642.11	Recreation - Su/Post/Frt	7,595.07	7,057.20	538	7.6%
642.12	Recreation - Gasoline/Oil	8.37	709.06	(701)	-98.8%
642.15	Recreation - Athletic Equipment	-	103.76	(104)	-100.0%
642.152	Recreation - Baseball/Softball	3,499.46	3,557.37	(58)	-1.6%
642.153	Recreation - Wrestling	350.00	350.00	-	0.0%
642.154	Recreation - Youth Football	739.29	1,404.24	(665)	-47.4%
642.155	Recreation - Volleyball/Flag FB	829.75	680.00	150	22.0%
642.156	Recreation - Basketball	-	30.00	(30)	-100.0%
642.157	Recreation - Soccer	2,798.95	5,462.87	(2,664)	-48.8%
642.158	Recreation - Tennis	200.00	-	200	#DIV/0!
642.16	Recreation - City Use Utilities	22,892.08	24,383.38	(1,491)	-6.1%
642.162	Recreation - Telephone	1,577.65	1,578.76	(1)	-0.1%
642.20	Recreation - Repairs	818.84	1,118.39	(300)	-26.8%
642.30	Recreation - Bldgs/Grnds Repairs	858.75	11,270.88	(10,412)	-92.4%
642.36	Recreation - Serv/Maint Agreement	333.30	437.60	(104)	-23.8%
642.42	Recreation - Dues/Mbrsp/Trn/Mi	197.23	247.27	(50)	-20.2%
642.53	Recreation - Info Technology	1,851.67	1,768.19	83	4.7%
642.59	Recreation - Community Text Syst	-	-	-	#DIV/0!
642.60	Recreation - Miscellaneous	589.35	861.09	(272)	-31.6%
642.80	Recreation - Fixed Assets	37,467.05	8,806.45	28,661	325.5%
642.82	Recreation - Adm Fixed Assets	-	-	-	#DIV/0!
642.83	Recreation - Strategic Plan	-	-	-	#DIV/0!
642.99	Recreation - Cattle TC Expenses	-	-	-	#DIV/0!
655.01	Lied SenCent - Revenue - Meals/Client	(19,939.10)	(20,826.05)	887	-4.3%
655.02	Lied SenCent - Revenue - Bldg User Fee	(14,790.00)	(10,477.00)	(4,313)	41.2%
655.03	Lied SenCent - Revenue - USDA Reimb	(4,415.18)	(3,639.94)	(775)	21.3%
655.04	Lied SenCent - Revenue Title 20 Reimb	(627.12)	(160.80)	(466)	290.0%
655.05	Lied SenCent - Revenue Grants	-	-	-	#DIV/0!
655.06	Lied SenCent - Revenue - Donations/Fun	(12,814.80)	(13,580.50)	766	-5.6%
655.07	Lied SenCent - Revenue - City Prop Tax	(15,000.00)	(15,000.00)	-	0.0%
655.08	Lied SenCent - Revenue - Aging Partner	(6,500.00)	(8,125.00)	1,625	-20.0%
655.90	Lied SenCent - Revenue - Non-operating	(1.81)	(1,767.30)	1,765	-99.9%
655.920	Lied SenCent - Revenue - Trans Foundation	-	(27,568.41)	27,568	-100.0%
656.01	Lied SenCent - Salaries	26,331.30	25,609.32	722	2.8%
656.02	Lied SenCent - Social Security	2,014.47	1,959.10	55	2.8%
656.03	Lied SenCent - Overtime	-	-	-	#DIV/0!
656.04	Lied SenCent - Group Insurance	9,167.99	-	9,168	#DIV/0!
656.05	Lied SenCent - Retirement	566.06	-	566	#DIV/0!
656.06	Lied SenCent - Insurance/Bonds	2,833.80	4,371.50	(1,538)	-35.2%
656.07	Lied SenCent - Audit/Accounting	256.25	342.50	(86)	-25.2%
656.081	Lied SenCent - Snow Removal Cont	200.00	370.00	(170)	-45.9%
656.082	Lied SenCent - Janitor Service	6,080.00	5,955.00	125	2.1%
656.10	Lied SenCent - Meal Supplies	422.47	328.84	94	28.5%
656.11	Lied SenCent - Supp/Post/Frt	1,631.45	1,897.01	(266)	-14.0%
656.12	Lied SenCent - Gasoline/Oil	58.38	333.61	(275)	-82.5%
656.15	Lied SenCent - Equipment	155.00	248.81	(94)	-37.7%
656.16	Lied SenCent - City Use Utilities	7,214.28	7,406.67	(192)	-2.6%
656.162	Lied SenCent - Telephone	697.66	683.01	15	2.1%
656.163	Lied SenCent - Natural Gas	2,743.67	3,909.60	(1,166)	-29.8%
656.17	Lied SenCent - Garbage Service	366.36	-	366	#DIV/0!
656.20	Lied SenCent - Repairs	2,767.95	2,188.74	579	26.5%
656.30	Lied SenCent - Bldgs/Grnds Upkeep	2,578.17	3,055.27	(477)	-15.6%
656.36	Lied SenCent - Serv/Maint Contract	922.65	1,005.05	(82)	-8.2%
656.42	Lied SenCent - Dues/Mbrsp/Trn/Mi	3.30	21.98	(19)	-85.0%
656.50	Lied SenCent - Fundraising Supp	6,792.83	7,640.41	(848)	-11.1%
656.53	Lied SenCent - Info Technology	453.57	391.19	62	15.9%
656.59	Lied SenCent - Community Text Sys	-	-	-	#DIV/0!
656.60	Lied SenCent - Miscellaneous	450.54	522.65	(72)	-13.8%

Account	Description	Client Balance FYE 9/30/2015	PY FYE 9/30/2014	Difference	%
656.61	Lied SenCent - Programs	1,000.00	1,000.00	-	0.0%
656.70	Lied SenCent - Meals Contract	25,888.67	28,619.47	(2,731)	-9.5%
656.80	Lied SenCent - Fixed Assets	-	-	-	#DIV/0!
656.82	Lied SenCent - Adm Fixed Assets	-	-	-	#DIV/0!
656.99	Lied SenCent - Foundation Transfer	-	3,285.27	(3,285)	-100.0%
658.01	Senior Shuttle - Revenue	(3,360.57)	(3,179.47)	(181)	5.7%
659.06	Senior Shuttle - Insurance/Bonds	566.76	876.44	(310)	-35.3%
659.11	Senior Shuttle - Supplies/Fuel	745.52	1,779.20	(1,034)	-58.1%
659.162	Senior Shuttle - Telephone	621.66	593.52	28	4.7%
659.20	Senior Shuttle - Repairs	396.44	13.50	383	2836.6%
659.80	Senior Shuttle - Fixed Assets	-	-	-	#DIV/0!
661.01	Recycling - Revenues	(4,389.66)	(4,737.68)	348	-7.3%
662.01	Recycling - Salaries	15,001.87	14,174.47	827	5.8%
662.02	Recycling - Social Security	1,327.27	1,100.45	227	20.6%
662.03	Recycling - Overtime	2,414.77	210.49	2,204	1047.2%
662.06	Recycling - Insurance/Bonds	1,133.52	1,710.13	(577)	-33.7%
662.07	Recycling - Audit/Accounting	128.12	133.75	(6)	-4.2%
662.10	Recycling - Supplies	416.95	398.87	18	4.5%
662.16	Recycling - City Use Utilities	1,799.59	2,337.85	(538)	-23.0%
662.162	Recycling - Telephone	633.48	624.16	9	1.5%
662.17	Recycling - Garbage Se	366.36	-	366	#DIV/0!
662.20	Recycling - Equipment Repairs	-	74.23	(74)	-100.0%
662.30	Recycling - Bldgs/Grnds Upkeep	-	359.78	(360)	-100.0%
662.35	Recycling - Processing Costs	626.07	1,177.52	(551)	-46.8%
662.36	Recycling - Maint Agreements	46.40	42.96	3	8.0%
662.42	Recycling - Dues/Mbrsp/Trn/Mi	1.65	20.33	(19)	-91.9%
662.53	Recycling - Info Technology	113.23	102.44	11	10.5%
662.59	Recycling - Community Text System	-	-	-	#DIV/0!
662.60	Recycling - Miscellaneous	234.50	782.23	(548)	-70.0%
662.80	Recycling - Fixed Assets	4,400.00	112.50	4,288	3811.1%
662.82	Recycling - Adm Fixed Assets	-	-	-	#DIV/0!
711.01	LB840 Ec Dv - Revenue - City Sales Tax 10%	(150,000.00)	(87,500.00)	(62,500)	71.4% Note 10 R, V
711.903	LB840 Ec Dv - Revenue - Interest - Sales Tax	(294.24)	(352.51)	58	-16.5%
711.905	LB840 Ec Dv - Revenue - Loan Prin Repay	(29,280.70)	(21,527.73)	(7,753)	36.0%
711.910	LB840 Ec Dv - Revenue - Loan Int Repay	(6,666.22)	(6,214.57)	(452)	7.3%
711.999	LB840 Ec Dv - Revenue - Bond Proceeds	-	-	-	#DIV/0!
712.80	LB840 Ec Dv - Indust Land Develop	-	4,550.00	(4,550)	-100.0%
712.82	LB840 Ec Dv - Buildings	-	-	-	#DIV/0!
712.84	LB840 Ec Dv - Infrastructure	-	-	-	#DIV/0!
712.86	LB840 Ec Dv - Bond Principal	-	-	-	#DIV/0!
712.88	LB840 Ec Dv - Bond Interest	-	-	-	#DIV/0!
712.90	LB840 Ec Dv - Loans/Grants/Train (Gen Ec D	93,000.00	140,343.00	(47,343)	-33.7%
712.92	LB840 Ec Dv - Admin Fees	169.74	588.15	(418)	-71.1%
731.71	Tax Inc Fin - Revenue - Prog Sheet Mt	(3,789.66)	(1,817.07)	(1,973)	108.6%
731.72	Tax Inc Fin - Revenue - Sports Express	(2,539.20)	(2,610.96)	72	-2.7%
731.723	Tax Inc Fin - Revenue - Int on Saving	(146.09)	(38.19)	(108)	282.5%
731.73	Tax Inc Fin - Revenue - Seward Hotel Gro	(28,566.69)	(30,050.40)	1,484	-4.9%
731.74	Tax Inc Fin - Revenue - B&M Seed LLC	(5,311.58)	(4,212.08)	(1,100)	26.1%
731.75	Tax Inc Fin - Revenue - Jones N Bank T	(2,203.07)	-	(2,203)	#DIV/0!
731.76	Tax Inc Fin - Revenue - Jones Insurance	(9.40)	-	(9)	#DIV/0!
731.77	Tax Inc Fin - Revenue - Admin Retente	(156,850.34)	(7,462.64)	(149,388)	2001.8% Note 11 R, V
731.771	Tax Inc Fin - Revenue - Peek Properties	-	(21,752.08)	21,752	-100.0%
731.79	Tax Inc Fin - Revenue - Grimes Const	-	(28,385.31)	28,385	-100.0%
731.80	Tax Inc Fin - Revenue - CNG Inc	(755,008.48)	-	(755,008)	#DIV/0! Note 11 R, V
731.81	Tax Inc Fin - Revenue - Lindner Redev	(65,370.81)	-	(65,371)	#DIV/0!
731.82	Tax Inc Fin - Revenue - Railcamp Beip	-	-	-	#DIV/0!
731.83	Tax Inc Fin - Revenue - Bottle Rocket	-	-	-	#DIV/0!
731.84	Tax Inc Fin - Revenue - Two Crks Hldgs	(46,283.18)	-	(46,283)	#DIV/0!
731.85	Tax Inc Fin - Revenue - Rail Hot Mill	-	-	-	#DIV/0!
731.89	Tax Inc Fin - Revenue - Future Applica	-	-	-	#DIV/0!
731.90	Tax Inc Fin - Non-operating	(15,615.84)	-	(15,616)	#DIV/0!
732.710	Tax Inc Fin - Expense - Prog Sheet Me	-	-	-	#DIV/0!
732.718	Tax Inc Fin - Expense - Prog Sht Prin	2,279.84	1,110.60	1,169	105.3%
732.719	Tax Inc Fin - Expense - Prog Sht Int	1,457.98	1,516.63	(59)	-3.9%
732.720	Tax Inc Fin - Expense - Sports Express	-	-	-	#DIV/0!
732.728	Tax Inc Fin - Expense - Spts Exp Prin	1,830.22	748.07	1,082	144.7%
732.729	Tax Inc Fin - Expense - Spts Exp Int	982.06	1,021.56	(40)	-3.9%
732.730	Tax Inc Fin - Expense - Seward Hotel Gro	31.46	-	31	#DIV/0!
732.738	Tax Inc Fin - Expense - Seward Hotel Prin	19,334.63	9,315.10	10,020	107.6%
732.74	Tax Inc Fin - Expense - Seward Hotel Int	19,743.42	20,447.88	(704)	-3.4%
732.740	Tax Inc Fin - Expense - B&M Seed LLC	-	-	-	#DIV/0!
732.75	Tax Inc Fin - Expense - B&M Seed Prin	4,067.91	1,293.73	2,774	214.4%
732.75	Tax Inc Fin - Expense - B&M Seed Int	2,742.07	2,839.90	(98)	-3.4%
732.750	Tax Inc Fin - Expense - Jones N Bank T	-	-	-	#DIV/0!
732.76	Tax Inc Fin - Expense - Jones Bnk Prin	-	-	-	#DIV/0!
732.76	Tax Inc Fin - Expense - Jones Bnk Int	29,070.90	28,505.63	565	2.0%
732.760	Tax Inc Fin - Expense - Jones Insurance	-	-	-	#DIV/0!
732.77	Tax Inc Fin - Expense - Jones Ins Prin	1,567.39	-	1,567	#DIV/0!
732.77	Tax Inc Fin - Expense - Jones Ins Int	3,440.64	2,914.99	526	18.0%

Account	Description	Client Balance FYE 9/30/2015	PY FYE 9/30/2014	Difference	%
732.778	Tax Inc Fin - Expense - Peek Prin	-	21,756.31	(21,756)	-100.0%
732.779	Tax Inc Fin - Expense - Peek Int	1,016.91		1,017	#DIV/0!
732.787	Tax Inc Fin - Expense - TVHD Prin	-	4,269.96	(4,270)	-100.0%
732.788	Tax Inc Fin - Expense - TVHD Int	-	4,660.50	(4,661)	-100.0%
732.797	Tax Inc Fin - Expense - Grimes Prin	-	-	-	#DIV/0!
732.798	Tax Inc Fin - Expense - Grimes Int	1,638.45		1,638	#DIV/0!
732.801	Tax Inc Fin - Expense - CNG Prin	-		-	#DIV/0!
732.802	Tax Inc Fin - Expense - CNG Int	27,603.33		27,603	#DIV/0!
732.803	Tax Inc Fin - Expense - Lindner Prin	-		-	#DIV/0!
732.804	Tax Inc Fin - Expense - Lindner Int	1,995.00		1,995	#DIV/0!
732.805	Tax Inc Fin - Expense - USA Beip Prin	-		-	#DIV/0!
732.806	Tax Inc Fin - Expense - USA Beip Int	-		-	#DIV/0!
732.807	Tax Inc Fin - Expense - Bottle Rocket Prin	-		-	#DIV/0!
732.808	Tax Inc Fin - Expense - Bottle Rocket Int	-		-	#DIV/0!
732.809	Tax Inc Fin - Expense - Two Crks Prin	-		-	#DIV/0!
732.810	Tax Inc Fin - Expense - Two Crks Int	-		-	#DIV/0!
732.811	Tax Inc Fin - Expense - Rail Hot Prin	-		-	#DIV/0!
732.812	Tax Inc Fin - Expense - Rail Hot Int	-		-	#DIV/0!
732.770	Tax Inc Fin - Expense - Peek Prop	-		-	#DIV/0!
732.780	Tax Inc Fin - Expense - TVHD Gok Lee	1,944.80		1,945	#DIV/0!
732.789	Tax Inc Fin - Expense - City Administ	3,015.36		3,015	#DIV/0!
732.89	Tax Inc Fin - Expense - Future Application	-		-	#DIV/0!
732.790	Tax Inc Fin - Expense - Grimes Const	356.50	28,389.53	(28,033)	-98.7%
732.791	Tax Inc Fin - Expense - CNG Inc	751,161.98	3,846.50	747,315	19428.5% Note 11 R, V
732.792	Tax Inc Fin - Expense - Lindner Redeve	63,533.31	1,837.50	61,696	3357.6%
732.793	Tax Inc Fin - Expense - Rail USA Beip	2,756.00		2,756	#DIV/0!
732.794	Tax Inc Fin - Expense - Bottle Rocket	4,214.10		4,214	#DIV/0!
732.795	Tax Inc Fin - Expense - Two Crks Hldgs	46,283.18		46,283	#DIV/0!
732.796	Tax Inc Fin - Expense - Rail Hot Mill	12,847.09		12,847	#DIV/0!
		(1,952,438.38)	(859,096.27)		

Tickmarks

R
V



Difference was reasonable per expectations
Difference was verified

Note 1: City does not use balance sheet accounts properly. They relied HEAVILY on auditors to maintain a proper trial balance and balance sheet accounts. No further analytical on bal accounts for this FYE will be done at this point. Majority of entries to bal sheet accounts are reclass of cash, accounts receivable, loan balances, accounts payable, inventory, and equity accounts. Very little activity for CY actually recorded in bal sheet accounts, other than cash, investments, utility accounts receivable, and electric inventory. Auditor will respond by testing management's assertions to balances, including testing year-end balance sheet balances for all assets, liabilities, and equities. Auditor's expectations were not met.

Note 2: PY rail campus project where the City purchased land from land owners on Rail Campus site funded through loan at Union Bank. No such activity CY. Met auditor's expectations.

Note 3: Carried much larger CIP balances into this FY after PY's adjustments for street and highway projects. Met auditor's expectations

Note 4: WasteWater had line upgrades to 4th & Main and Columbia & Hillcrest, new holding tank, new 2015 Chevy Silverado, and a Raw Lift Station. Projects were were budgeted for. Results met auditor's expectations.

Note 5: The first \$950,000 of City sales tax is designated for #501.502 Debt Serv - Rev - City Sales Tax according to the budget. Excess flows to #501.01 City Sales Tax (Gen Fund). City anticipated additional sales tax revenue from full fiscal year of new rate increase (1.0% to 1.5% local). Results of increased sales tax revenue met auditor expectations.

Note 6: Costs of public hearings and legal proceedings of City Admin's position were incurred in PY. Results of decreased costs met auditor expectations.

Note 7: All Cap Projects met budgeted expectations as noted on A-2; City does decent job of matching capital project expenses to FY where budgeted. PFR.

Note 8: Affordable housing grant revenues and expenses were separated by acct code this FY. Prior FY they were netted under one acct #. Changes met expectations.

Note 9: New cemetery fixed assets include 2 trucks, 2 mowers, and fuel tanks. This was in the prior budget and met auditor's expectations.

Note 10: City Council approved an increase in sales tax revenue to the LB840 program (from \$75k to \$150k). Results met expectations.

Note 11: \$910,000 CNG Inc project was approved for TIF financing by the City Council. Project was approved for CY and effects to TIF program and Admin Retention took place during year. Results met auditor expectations.

Purpose: Step 16e on AP-1; Step 7a on AP-3; Step 2a on AP-I; Step 2a on AP-M; Step 4a,b & 9 on AP-N; Step 4b & 11 on AP-Y

Source: F/S as referenced with management and administration

*Scope: Changes of +/- \$110,000 for business-type activities or \$59,000 for governmental activities (1-17 p5, materiality) AND +/- 15%

Conclusion: Differences noted. Not all results were reasonable, verified, and met auditor's expectations. Pt2, 2-1

**FINANCIAL RATIOS AND PEER GROUP COMPARISONS
CITY OF SEWARD, NEBRASKA
FISCAL YEAR ENDED SEPTEMBER 30, 2015**



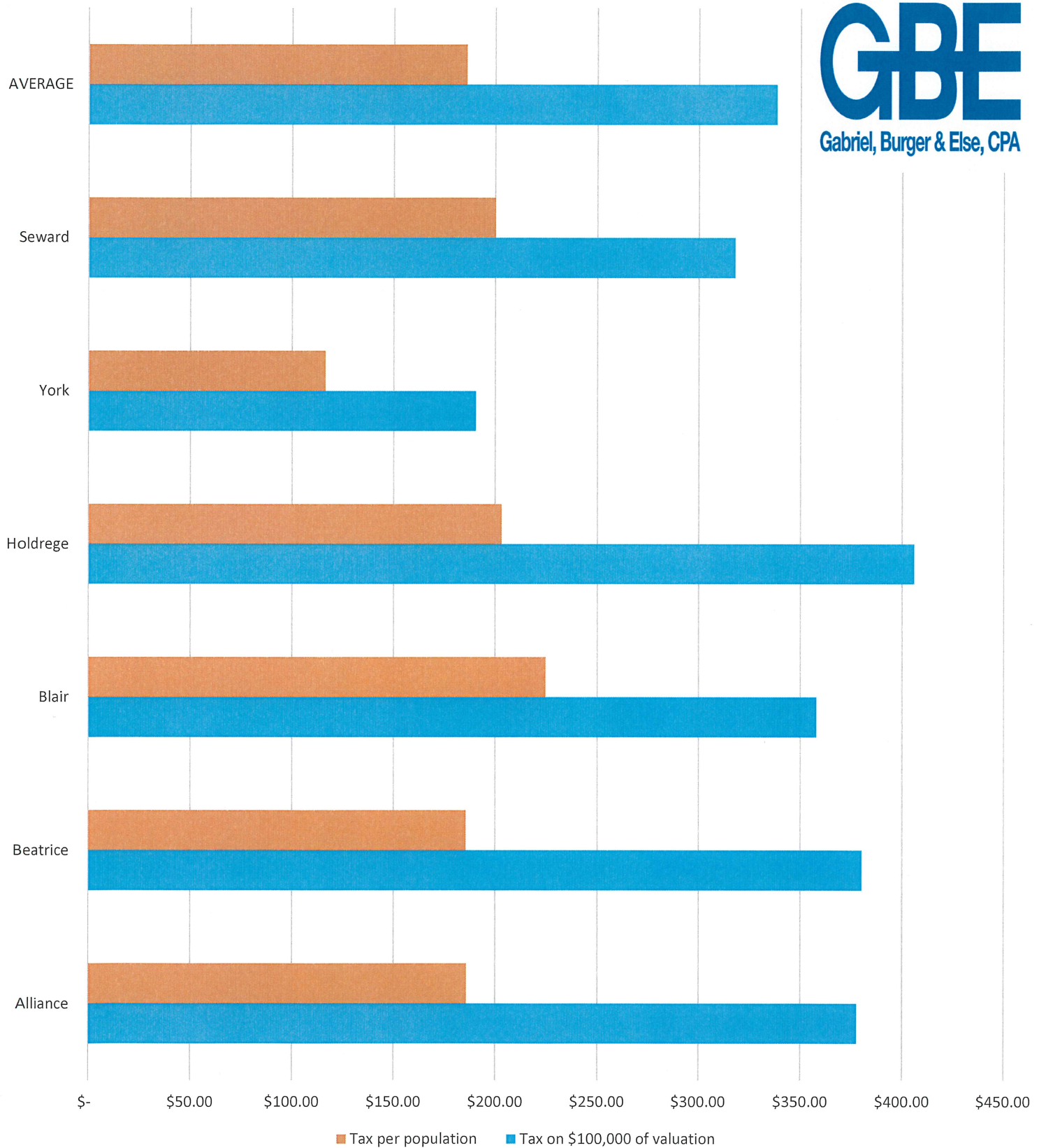
<u>Ratio</u>	<u>Calculation</u>	<u>Standard of Compliance</u>
Current ratio	$\frac{\text{Current assets minus restricted assets}}{\text{Current liabilities minus liabilities associated with restricted assets}}$	Met if ratio greater than 1:1
Debt service coverage ratio	$\frac{\text{Annual operating surplus before interest and depreciation}}{\text{Annual debt requirements (principal and interest)}}$	Met if greater than or equal to 2
Debt to assets ratio	$\frac{\text{Total debt}}{\text{Total assets}}$	Met if 50% or less
Liquidity ratio	$\frac{\text{Cash and certificates of deposit}}{\text{Total liabilities}}$	Met if 70% or greater
Net income to debt	$\frac{\text{Change in net position}}{\text{Annual debt requirements}}$	Met if 1:1 or greater
Cash to debt service	$\frac{\text{Cash and certificates of deposit}}{\text{Annual debt requirements}}$	Met if 5:1 or greater



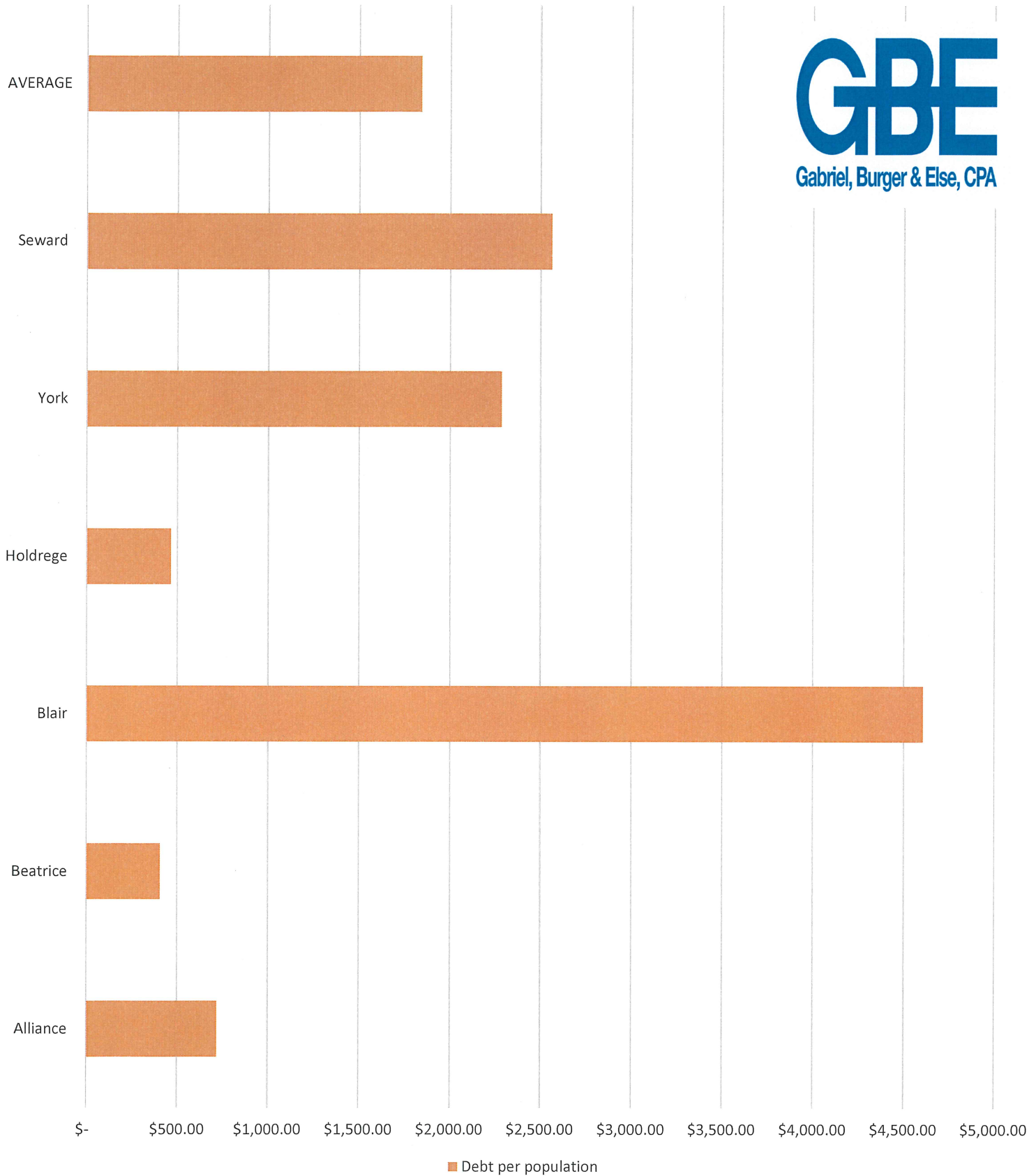
	Fiscal Year 2015			
	Governmental	Business-Type	Total	
Seward				
Current ratio	5.8	12.8	10.5	Met if ratio greater than 1:1
Debt service coverage ratio	1.3	1.0	1.1	Met if greater than or equal to 2
Debt to assets ratio	18.7%	33.8%	28.1%	Met if 50% or less
Liquidity ratio	69.1%	86.8%	82.2%	Met if 70% or greater
Net income to debt	0.4	0.5	0.5	Met if 1:1 or greater
Cash to debt service	3.4	4.1	3.9	Met if 5:1 or greater

	Fiscal Year 2014			
	Governmental	Business-Type	Total	
Peer Group of First Class Cities				
Current ratio	6.2	6.4	6.3	
Debt service coverage ratio	8.2	1.8	3.3	
Debt to assets ratio	9.6%	29.9%	20.6%	
Liquidity ratio	139.3%	52.9%	73.1%	
Net income to debt	4.8	0.5	1.5	
Cash to debt service	16.0	6.1	8.4	

2015-16 Budgeted Property Tax Revenue per \$100,000 of Certified Valuation and by Population



2015 Total Debt by Population



February 3, 2016

To the Mayor, City Council, and Management
The City of Seward
537 Main Street
Seward, NE 68434

We have audited the financial statements of the governmental activities, the business-type activities, each major fund, and the aggregate remaining fund information of The City of Seward for the year ended September 30, 2015. Professional standards require that we provide you with information about our responsibilities under generally accepted auditing standards (and, if applicable, *Government Auditing Standards* and OMB Circular A-133), as well as certain information related to the planned scope and timing of our audit. We have communicated such information in our letter to you dated February 3, 2016. Professional standards also require that we communicate to you the following information related to our audit.

Significant Audit Findings

Qualitative Aspects of Accounting Practices

Management is responsible for the selection and use of appropriate accounting policies. The significant accounting policies used by The City of Seward are described in Note 1 to the financial statements. No new accounting policies were adopted and the application of existing policies was not changed during 2014. We noted no transactions entered into by The City of Seward during the year for which there is a lack of authoritative guidance or consensus. All significant transactions have been recognized in the financial statements in the proper period.

Accounting estimates are an integral part of the financial statements prepared by management and are based on management's knowledge and experience about past and current events and assumptions about future events. Certain accounting estimates are particularly sensitive because of their significance to the financial statements and because of the possibility that future events affecting them may differ significantly from those expected. The most sensitive estimate affecting the entity's financial statements was:

Management's estimate of the allowance for bad debts is based on historical results over the last decade. We evaluated the key factors and assumptions used to develop the allowance for bad debts in determining that it is reasonable in relation to the financial statements taken as a whole.

The financial statement disclosures are neutral, consistent, and clear.

Difficulties Encountered in Performing the Audit

We encountered no significant difficulties in dealing with management in performing and completing our audit.

Corrected and Uncorrected Misstatements

Professional standards require us to accumulate all known and likely misstatements identified during the audit, other than those that are clearly trivial, and communicate them to the appropriate level of management. Management has corrected all such misstatements. The material misstatements detected as a result of audit procedures were corrected by management are disclosed in workpaper 2-19 of the audit and are attached to this document. Most of the adjustments relate to all accrual balances and to the tracking of fixed assets including the calculation for depreciation.

Disagreements with Management

For purposes of this letter, a disagreement with management is a financial accounting, reporting, or auditing matter, whether or not resolved to our satisfaction, that could be significant to the financial statements or the auditor's report. We are pleased to report that no such disagreements arose during the course of our audit.

Management Representations

We have requested certain representations from management that are included in the management representation letter dated **DATE**.

Management Consultations with Other Independent Accountants

In some cases, management may decide to consult with other accountants about auditing and accounting matters, similar to obtaining a “second opinion” on certain situations. If a consultation involves application of an accounting principle to The City of Seward’s financial statements or a determination of the type of auditor’s opinion that may be expressed on those statements, our professional standards require the consulting accountant to check with us to determine that the consultant has all the relevant facts. To our knowledge, there were no such consultations with other accountants.

Other Audit Findings or Issues

We generally discuss a variety of matters, including the application of accounting principles and auditing standards, with management each year prior to retention as The City of Seward’s auditors. However, these discussions occurred in the normal course of our professional relationship and our responses were not a condition to our retention.

A separate exit conference letter was drafted and provided to those charged with governance (see audit workpapers). Certain findings were documented on the letter and communicated to those charged with governance both on the letter and through a face-to-face meeting.

Other Matters

We applied certain limited procedures to the Statements of Revenues and Expenditures – Budget (non-GAAP) and Actual (on budgetary basis – General Fund and Debt Service Fund which are required supplementary information (RSI) that supplements the basic financial statements. Our procedures consisted of inquiries of management regarding the methods of preparing the information and comparing the information for consistency with management’s responses to our inquiries, the basic financial statements, and other knowledge we obtained during our audit of the basic financial statements. We did not audit the RSI and do not express an opinion or provide any assurance on the RSI.

We were engaged to report on Combining Balance Sheets – Proprietary Funds and Combining Statements of Revenues, Expenses and Changes in Fund Net Position – Proprietary Funds, which accompany the financial statements but are not RSI. With respect to this supplementary information, we made certain inquiries of management and evaluated the form, content, and methods of preparing the information to determine that the information complies with accounting principles generally accepted in the United States of America, the method of preparing it has not changed from the prior period, and the information is appropriate and complete in relation to our audit of the financial statements. We compared and reconciled the supplementary information to the underlying accounting records used to prepare the financial statements or to the financial statements themselves.

We were not engaged to report on the Schedules of KWH Computation, which accompany the financial statements but are not RSI. We did not audit or perform other procedures on this other information and we do not express an opinion or provide any assurance on it.

Restriction on Use

This information is intended solely for the use of the board members and management of The City of Seward and is not intended to be, and should not be, used by anyone other than these specified parties.

Very truly yours,

GBE, CPA, PC

Seward, Nebraska

<u>Acct</u>	<u>Description</u>	<u>Debit</u>	<u>Credit</u>	<u>W/P Ref</u>
	AJE 1	Debit	Credit	
100.03	Water - Fixed Capital	49,750.00		PF-M151
126.03	Water - Bonds Payable		43,288.01	PF-M151
100.04	WWTW - Fixed Capital	49,750.00		PF-M151
125.04	WWTW - Bonds/Ant Notes Payable		43,288.01	PF-M151
311.80	Water - Capital - Fixed Assets		6,461.99	PF-M151
411.80	WWTW - Capital - Fixed Assets		6,461.99	PF-M151
100.060	Gen - Fixed Capital	146,202.00		PF-M154
126.05	Gen - Long-term Debt		115,138.92	PF-M154
522.929	Street - DS - Bond Interest	5.68		PF-M154
642.929	Recreation - DS - Bond Interest	5.68		PF-M154
522.80	Street - Capital - Fixed Assets		15,537.22	I-10p52
642.80	Recreation - Fixed Assets		15,537.22	I-10p64
522.929	Street - DS - Bond Interest	639.42		M-01
642.929	Recreation - DS - Bond Interest	639.42		M-01
115.042	Street - Interest Payable		1,278.84	M-01
100.060	Gen - Fixed Capital	61,440.00		PF-M152
522.929	Street - DS - Bond Interest	-		PF-M152
522.80	Street - Capital - Fixed Assets		11,312.20	I-10p52
126.05	Gen - Long-term Debt		44,627.80	PF-M152
521.06	Street - Revenue - Misc Sales/Services		5,500.00	PF-M152
100.061	Gen - Accumulated Depreciation	18,850.00		PF-M152
100.060	Gen - Fixed Capital		18,850.00	PF-M152
522.929	Street - DS - Bond Interest	1,531.80		M-01
115.042	Street - Interest Payable		1,531.80	M-01
512.929	Police - Interest	188.31		M-01
522.929	Street - DS - Bond Interest		188.31	M-01
100.060	Gen - Fixed Capital	46,925.00		PF-M153
126.05	Gen - Long-term Debt		36,213.39	PF-M153
565.80	Cemetery - Fixed Assets		10,711.61	PF-M153
522.929	Street - DS - Bond Interest	836.73		M-01
115.042	Street - Interest Payable		836.73	M-01
522.929	Street - DS - Bond Interest	1,524.06		PF-M133
522.80	Street - Capital - Fixed Assets		25,915.68	I-10p52
126.05	Gen - Long-term Debt	24,391.62		M-03 P34
522.929	Street - DS - Bond Interest		66.71	PF-M133
115.042	Street - Interest Payable	66.71		PF-M133
126.05	Gen - Long-term Debt	8,920.15		PF-M132
522.929	Street - DS - Bond Interest	195.38		PF-M132
522.80	Street - Capital - Fixed Assets		9,115.53	PF-M132
115.042	Street - Interest Payable	133.80		M-01
522.929	Street - DS - Bond Interest		133.80	M-01
522.929	Street - DS - Bond Interest	2,544.34		PF-M134
522.80	Street - Capital - Fixed Assets		37,972.50	PF-M134
126.05	Gen - Long-term Debt	35,428.16		PF-M134
522.929	Street - DS - Bond Interest		1,054.49	M-01
115.042	Street - Interest Payable	1,054.49		M-01
512.929	Police - Interest	1,270.10		PF-M141

<u>Acct</u>	<u>Description</u>	<u>Debit</u>	<u>Credit</u>	<u>W/P Ref</u>
512.80	Police - Fixed Assets (Lease payments)		10,732.57	I-10p51
126.05	Gen - Long-term Debt	9,462.47		PF-M141
100.060	Gen - Fixed Capital	58,610.18		PF-M150
512.80	Police - Fixed Assets (Lease payments)		25,879.64	M-03 P28
126.05	Gen - Long-term Debt		32,730.54	PF-M150
100.060	Gen - Fixed Capital	23,392.16		PF-M155
126.05	Gen - Long-term Debt		11,410.16	PF-M155
100.02	Elec - Fixed Capital	23,392.16		PF-M155
126.02	Elec - Bonds - Ant NTS Payable		11,410.16	PF-M155
211.80	Elec - Capital - Fixed Assets		11,482.00	I-10 p7
582.80	Bldg Insp - Fixed Assets		12,482.00	I-10 p57
201.90	Elec - Revenue - Non-operating		11,982.00	I-10 p7
581.90	Bldg Insp - Revenue - Non-operating		11,982.00	PF-M155
211.80	Elec - Capital - Fixed Assets	11,982.00		I-10 p7
582.80	Bldg Insp - Fixed Assets	11,982.00		PF-M155
	To adjust capital lease payments to P and I			
	AJE 1a			
111.03	Water - Bond Issuance Cost - Net Amortization	30,904.40		M-03p3a
126.03	Water - Bonds Payable		33,575.00	M-03p3a
313.939	Water - Adm/Debt - Bond Interest	2,670.60		M-03p3a
137.02	Construction - Bonds & Ant Notes Payable		3,719.99	PF-M1500
214.929	Elec - Adm/Debt - Bond Interest	3,719.99		PF-M1500
126.02	Elec - Bonds - Ant NTS Payable	1,955,190.00		PF-M1500
126.02	Elec - Bonds - Ant NTS Payable		1,980,000.00	PF-M1500
111.02	Elec - Bond Issuance Costs	24,810.00		PF-M1500
214.929	Elec - Adm/Debt - Bond Interest	3,692.21		M-02
214.929	Elec - Adm/Debt - Bond Interest		3,692.21	M-02
126.02	Elec - Bonds - Ant NTS Payable		190.00	plug
214.929	Elec - Adm/Debt - Bond Interest	190.00		plug
	AJE 1f			
126.05	Gen - Long-term Debt	456,450.00		M-03 p13
522.901	Street - DS - Bond Principal		456,450.00	M-03 p13
126.051	Geb - Long-term Debt - Current	(460,024.84)		M-01
126.05	Gen - Long-term Debt		(460,024.84)	M-01
522.929	Street - DS - Bond Interest	2,988.79		M-01
526.829	Rail Campus - Loan Interest			M-01
115.042	Street - Interest Payable		2,988.79	M-01
	To adjust debt payment, interest payable and current portion of long term debt			
	AJE 1g			
502.996	Gen - Amortization on Refund Bonds (old, delete)	26,617.20		M-20
126.053	Gen -Defeased Debt Accum Amort		26,617.20	M-20
502.995	Gen - Amortization Expense	10,950.05		M-20
111.055	Electric-Loans Rec (Street - Accum Amortization)		10,950.05	M-20
111.022	Elec - Accumulated Amortization	22,482.50		M-20
111.02	Elec - Bond Issuance Costs		22,482.50	M-20
214.992	Elec - Amortization Expense	48,327.97		M-20
111.022	Elec - Accumulated Amortization		48,327.97	M-20
313.992	Water - Amortization Expense	11,160.22		M-20
111.033	Water - Accumulated Amortization		11,160.22	M-20
413.992	WWTW - Amortization Expense	7,494.01		M-20
111.044	WWTW - Accumulated Amortization		7,494.01	M-20
	To adjust Debt issuance cost and amortization expense for current year.			
	AJE 1h			
126.02	Elec - Bonds - Ant NTS Payable	245,000.00		M-03 p6

<u>Acct</u>	<u>Description</u>	<u>Debit</u>	<u>Credit</u>	<u>W/P Ref</u>
214.923	Elec - Adm/Debt - Bond Principal		245,000.00	M-03 p6
126.02	Elec - Bonds - Ant NTS Payable	1,985,000.00		M-02
126.021	Elec - Rev Bond Payable - Current Portion		1,985,000.00	M-02
112.031	Elec - Accrued Interest Payable	(1,153.68)	270.91	M-02
214.929	Elec - Adm/Debt - Bond Interest	270.91	(1,153.68)	M-02
126.03	Water - Bonds Payable	276,800.00		M-03 p8
313.936	Water - Adm/Debt - Bond Principal		276,800.00	M-03 p8
313.939	Water - Adm/Debt - Bond Interest		8,385.23	M-02, M-03 P2
113.03	Water - Accrued Revenue Bond Interest	8,385.23		M-02
126.031	Water - Revenue Bonds Payable - Current	1,875.18		M-02
126.03	Water - Bonds Payable		1,875.18	M-02
125.04	WWTW - Bonds/Ant Notes Payable	204,750.00		M-02, M-03 P2
413.943	WWTW - Adm/Debt - Bond Principal		204,750.00	M-02
125.04	WWTW - Bonds/Ant Notes Payable	4,074.82		M-02
126.041	WWTW - Revenue Bond Payable - Current		4,074.82	M-02
114.042	WWTW - Accrued Interest Payable/Revenue Bond	(833.88)		M-02
413.949	WWTW - Adm/Debt - Bond Interest		(833.88)	M-02
	To adjust loan activity as of 9/30/2013 for the Utility Funds			
	AJE 2			
522.929	Street - DS - Bond Interest	459.20		M-01
115.042	Street - Interest Payable		459.20	M-01
	To accrue interest payable			
	AJE 2a			
138.99	Construction - Transfers (Street - Equity)		1,195,056.44	I-10a p2
500.102	Cap Proj - Revenue - City Bonds	1,195,056.44		I-10a p2
500.102	Cap Proj - Revenue - City Bonds	55,000.00		I-10a p25
551.01	Library - Revenue - Fines/Mbrsps/Etc		55,000.00	I-10a p25
	AJE 2b			
552.30	Library - Repairs/Bldg Maint	46,735.46		M-03 P28
551.90	Library - Revenue - Non-operating		46,735.46	M-03 P28
	AJE 2c			
100.02	Elec - Fixed Capital	13,059.11		I-10p6
100.02	Elec - Fixed Capital	6,841.16		I-10p6
100.02	Elec - Fixed Capital	16,218.26		I-10p6
100.02	Elec - Fixed Capital	12,897.43		I-10p6
100.02	Elec - Fixed Capital	76,120.00		I-10p6
100.02	Elec - Fixed Capital	7,898.00		I-10p6
100.02	Elec - Fixed Capital	-		I-10p6
100.02	Elec - Fixed Capital	-		I-10p6
100.02	Elec - Fixed Capital	-		I-10p6
211.09	Elec - Capital - Work in Process		133,033.96	
100.02	Elec - Fixed Capital	129,720.49		I-10 P7
211.80	Elec - Capital - Fixed Assets		129,720.49	
109.02	Elec - Work in Process	6,622.32		I-10 P7
211.80	Elec - Capital - Fixed Assets		6,622.32	
109.02	Elec - Work in Process	36,102.65		I-10 P12
213.08	Elec - Fac/OM - Engineering/Consul		36,102.65	
100.03	Water - Fixed Capital	33,258.70		I-10 P15
311.09	Water - Capital - Work in Process		33,258.70	
100.03	Water - Fixed Capital	6,990.00		I-10 P16
311.219	Water - Dist/OM - Rep/Upk Cons Lin		6,990.00	
100.03	Water - Fixed Capital	73,190.53		I-10 P17
311.80	Water - Capital - Fixed Assets		73,190.53	
100.04	WWTW - Fixed Capital	314,783.90		I-10 P22
411.80	WWTW - Capital - Fixed Assets		314,783.90	
311.80	Water - Capital - Fixed Assets	2,400.00		I-10 P17
301.50	Water - Revenue - Donations/Grants		2,400.00	
109.02	Elec - Work in Process	842,125.35		I-10 P35

<u>Acct</u>	<u>Description</u>	<u>Debit</u>	<u>Credit</u>	<u>W/P Ref</u>
500.239	Cap Proj - Elec - 14th St Sub Repl		842,125.35	
109.02	Elec - Work in Process	9,069.14		I-10 P26
112.012	Elect - Retainage Payable		9,069.14	
109.055	Gen - Work in Process	49,021.39		I-10 P35
500.563	Cap Proj - Street - N Columbia Extension		49,021.39	
109.055	Gen - Work in Process	79,956.02		I-10 p35
521.910	Street - Revenue - Grant (General Fund Revenue)		79,956.02	
109.055	Gen - Work in Process	12,851.83		I-10 p35
500.564	Cap Proj - Street - Hwy 34 Overlay		12,851.83	
109.055	Gen - Work in Process	37,099.32		I-10 p44
521.910	Street - Revenue - Grant (General Fund Revenue)		37,099.32	
100.060	Gen - Fixed Capital	1,512,092.14		I-8
109.055	Gen - Work in Process		1,512,092.14	
100.060	Gen - Fixed Capital	129,708.87		I-8
109.055	Gen - Work in Process		129,708.87	I-10 p35
100.060	Gen - Fixed Capital	186,540.00		I-8
109.055	Gen - Work in Process		186,540.00	I-10 p35
109.055	Gen - Work in Process	112,438.87		I-10 p35
109.055	Gen - Work in Process	175,070.00		I-10 p35
500.592	Cap Proj - Street - Izaakwalton Rd Ex		287,508.87	
100.060	Gen - Fixed Capital	3,549.00		I-10 p35
500.896	Cap Proj - Gen - Lib Hkbrt Park Lo		3,549.00	
100.060	Gen - Fixed Capital	45,990.00		I-10 p45
502.50	Leg - Adm - Donations		45,990.00	
100.060	Gen - Fixed Capital	12,500.00		I-10a p52
522.80	Street - Capital - Fixed Assets		12,500.00	
100.060	Gen - Fixed Capital	3,700.00		I-10a p52a
100.061	Gen - Accumulated Depreciation	15,140.00		I-10a p52a
100.060	Gen - Fixed Capital		15,140.00	I-10a p52a
521.90	Street - Revenue - Non-operating		3,700.00	I-10a p52a
100.060	Gen - Fixed Capital	40,379.52		I-10 p52
100.060	Gen - Fixed Capital	9,300.00		I-10 p52
100.060	Gen - Fixed Capital	12,391.90		I-10 p52
522.80	Street - Capital - Fixed Assets		62,071.42	
109.055	Gen - Work in Process	10,080.00		I-10 p53
542.80	Civic Center - Fixed Assets		6,300.00	I-10 p53
542.80	Civic Center - Fixed Assets		3,780.00	I-10 p53
562.80	Pub Prop - Fixed Assets	9,835.00		I-10 p54
562.80	Pub Prop - Fixed Assets			I-10 p54
561.90	Pub Prop - Revenue - Non-operating		9,835.00	I-10 p54
100.060	Gen - Fixed Capital	91,854.95		
565.80	Cemetery - Fixed Assets		9,300.00	I-10 p55
565.80	Cemetery - Fixed Assets		17,852.00	I-10 p55
565.80	Cemetery - Fixed Assets		10,750.00	I-10 p55
565.80	Cemetery - Fixed Assets		15,127.00	I-10 p55
565.80	Cemetery - Fixed Assets		38,825.95	I-10 p55
565.80	Cemetery - Fixed Assets		-	I-10 p55
100.060	Gen - Fixed Capital	6,500.00		I-10 p55
563.90	Cemetery - Revenue - Non-operating		6,500.00	I-10 p55
100.061	Gen - Accumulated Depreciation	9,200.00		I-10 p55
100.060	Gen - Fixed Capital		9,200.00	I-10 p55
100.060	Gen - Fixed Capital	1,500.00		I-10 p55
563.90	Cemetery - Revenue - Non-operating		1,500.00	I-10 p55
100.061	Gen - Accumulated Depreciation	10,950.00		I-10 p55
100.060	Gen - Fixed Capital		10,950.00	I-10 p55
100.060	Gen - Fixed Capital	3,100.00		I-10 p55
563.90	Cemetery - Revenue - Non-operating		3,100.00	I-10 p55
100.061	Gen - Accumulated Depreciation	15,528.00		I-10 p55
100.060	Gen - Fixed Capital		15,528.00	I-10 p55

<u>Acct</u>	<u>Description</u>	<u>Debit</u>	<u>Credit</u>	<u>W/P Ref</u>
100.060	Gen - Fixed Capital	12,668.00		I-10 p60
602.80	Fire - Fixed Assets		12,668.00	I-10 p60
100.060	Gen - Fixed Capital	5,730.91		I-10 p64
642.80	Recreation - Fixed Assets		5,730.91	I-10 p64
	To record fixed assets on the accrual basis			
	AJE 3			
112.02	Elec - Accrued Vacation & Sick Pay	-	30,523.40	O-4
112.025	Elec - Accrued Vac/SL - Long-term	-	37,310.16	O-4
211.01	Elec - Dist/OM - Salaries	51,523.35	-	O-4
214.01	Elec - Adm/OM - Salaries	16,310.21	-	O-4
	To accrue compensated absences liability for electric fund.			
	AJE 3a			
112.02	Elec - Accrued Vacation & Sick Pay	37,766.28		PY AJE 3
112.025	Elec - Accrued Vac/SL - Long-term	35,724.44		PY AJE 3
211.01	Elec - Dist/OM - Salaries		56,151.63	PY AJE 3
214.01	Elec - Adm/OM - Salaries		17,339.09	PY AJE 3
	To reverse accrue compensated absences liability for electric fund.			
	AJE 4			
113.02	Water - Accrued Vacation & Sick Pay	-	13,915.15	O-4
113.025	Water - Accrued Vac/SL - Long-term	-	25,589.15	O-4
311.01	Water - Prod - Salaries	23,193.82	-	O-4
313.01	Water - Adm/OM - Salaries	16,310.48	-	O-4
	To accrue compensated absences liability for water fund			
	AJE 4a			
113.02	Water - Accrued Vacation & Sick Pay	13,974.69		PY AJE 4
113.025	Water - Accrued Vac/SL - Long-term	22,967.98		PY AJE 4
311.01	Water - Prod - Salaries		19,604.60	PY AJE 4
313.01	Water - Adm/OM - Salaries		17,338.07	PY AJE 4
	To reverse accrue compensated absences liability for water fund			
	AJE 5			
114.02	WWTW - Accrued Vac & Sick Pay	-	12,827.84	O-4
114.025	WWTW - Accrued Vac/SL - Long-term	-	12,930.48	O-4
411.01	WWTW - Prod - Salaries	10,363.79	-	O-4
413.01	WWTW - Adm - Salaries	15,394.53	-	O-4
	To accrue compensated absences liability for WWTW fund.			
	AJE 5a			
114.02	WWTW - Accrued Vac & Sick Pay	13,353.09		PY AJE 5
114.025	WWTW - Accrued Vac/SL - Long-term	12,423.03		PY AJE 5
411.01	WWTW - Prod - Salaries		9,752.80	PY AJE 5
413.01	WWTW - Adm - Salaries		16,023.32	PY AJE 5
	To Reverse PY accrued compensated absences for the WWTW fund.			
	AJE 6			
115.02	Gen - Accrued Vacation & Sick Pay	-	78,308.90	O-4
115.025	Gen - Accrued Vac/SL - Long-term	-	84,292.37	O-4
502.01	Leg - Adm - Salaries	914.72	-	O-4
512.01	Police - Salaries	63,013.37	-	O-4
532.01	Buildings/Grounds - Salaries	498.82	-	O-4
542.01	Civic Center - Salaries	1,565.52	-	O-4
552.01	Library - Salaries	40,170.96	-	O-4
562.01	Pub Prop - Salaries	22,878.90	-	O-4
582.01	Bldg Insp - Salaries	10,084.64	-	O-4
602.01	Fire - Salaries	83.14	-	O-4
622.01	Plan Comm - Salaries	2,995.22	-	O-4
642.01	Recreation - Salaries	13,490.56	-	O-4
662.01	Recycling - Salaries	-	-	O-4

<u>Acct</u>	<u>Description</u>	<u>Debit</u>	<u>Credit</u>	<u>W/P Ref</u>
565.01	Cemetery - Salaries	5,751.74	-	O-4
656.01	Lied SenCent - Salaries	1,153.68	-	O-4
To accrue compensated absences for the general fund.				
AJE 6a				
115.02	Gen - Accrued Vacation & Sick Pay	76,280.54		PY AJE 6
115.025	Gen - Accrued Vac/SL - Long-term	72,152.25		PY AJE 6
502.01	Leg - Adm - Salaries		1,314.30	PY AJE 6
512.01	Police - Salaries		58,097.13	PY AJE 6
532.01	Buildings/Grounds - Salaries		417.71	PY AJE 6
542.01	Civic Center - Salaries		1,848.64	PY AJE 6
552.01	Library - Salaries		36,376.59	PY AJE 6
562.01	Pub Prop - Salaries		25,759.17	PY AJE 6
582.01	Bldg Insp - Salaries		5,333.19	PY AJE 6
602.01	Fire - Salaries		69.62	PY AJE 6
622.01	Plan Comm - Salaries		1,599.95	PY AJE 6
642.01	Recreation - Salaries		16,430.61	PY AJE 6
662.01	Recycling - Salaries		1,185.88	PY AJE 6
565.01	Cemetery - Salaries			PY AJE 6
656.01	Lied SenCent - Salaries			PY AJE 6
Reverse PY accrued compensated absences for the general fund.				
AJE 7				
116.02	Street - Accrued Vacation & Sick Pay	-	14,428.71	O-4
116.025	Street - Accrued Vac/SL - Long-term	-	27,400.05	O-4
522.01	Street - Dist/OM - Salaries	41,828.76	-	O-4
To accrue compensated absences for the street fund.				
AJE 7a				
116.02	Street - Accrued Vacation & Sick Pay	11,827.79		PY AJE 7
116.025	Street - Accrued Vac/SL - Long-term	25,438.69		PY AJE 7
522.01	Street - Dist/OM - Salaries		37,266.48	PY AJE 7
To reverse accrued compensated absences for the street fund.				
AJE 8				
112.021	Elec - Accrued Salaries		27,929.92	O-1
211.01	Elec - Dist/OM - Salaries	18,845.90		O-1
211.02	Elec - Dist/OM - Social Security	1,469.54		O-1
211.03	Elec - Dist/OM - Overtime	-		O-1
211.05	Elec - Dist/OM - Retirement	926.89		O-1
214.01	Elec - Adm/OM - Salaries	5,893.13		O-1
214.02	Elec - Adm/OM - Social Security	475.50		O-1
214.03	Elec - Adm/OM - Overtime	-		O-1
214.05	Elec - Adm/OM - Retirement	318.96		O-1
To accrue payroll for the electric fund.				
AJE 8a				
112.021	Elec - Accrued Salaries	25,804.15		PY AJE 8
211.01	Elec - Dist/OM - Salaries		16,788.42	PY AJE 8
211.02	Elec - Dist/OM - Social Security		1,335.60	PY AJE 8
211.03	Elec - Dist/OM - Overtime		670.50	PY AJE 8
211.05	Elec - Dist/OM - Retirement		831.91	PY AJE 8
214.01	Elec - Adm/OM - Salaries		5,446.10	PY AJE 8
214.02	Elec - Adm/OM - Social Security		416.66	PY AJE 8
214.03	Elec - Adm/OM - Overtime		-	PY AJE 8
214.05	Elec - Adm/OM - Retirement		314.96	PY AJE 8
To reverse prior year accrued payroll for the electric fund.				
AJE 9				
113.021	Water - Accrued Salaries		19,118.21	O-1
311.01	Water - Prod - Salaries	10,774.89		O-1

<u>Acct</u>	<u>Description</u>	<u>Debit</u>	<u>Credit</u>	<u>W/P Ref</u>
311.02	Water - Prod - Social Security	875.65		O-1
311.03	Water - Prod - Overtime	459.07		O-1
311.05	Water - Prod - Retirement	515.51		O-1
313.01	Water - Adm/OM - Salaries	5,722.06		O-1
313.02	Water - Adm/OM - Social Security	462.36		O-1
313.03	Water - Adm/OM - Overtime	-		O-1
313.05	Water - Adm/OM - Retirement	308.67		O-1

To accrue payroll for the water fund.

	AJE 9a			
113.021	Water - Accrued Salaries	14,865.25		PY AJE 9
311.01	Water - Prod - Salaries		7,675.64	PY AJE 9
311.02	Water - Prod - Social Security		592.98	PY AJE 9
311.03	Water - Prod - Overtime		75.99	PY AJE 9
311.05	Water - Prod - Retirement		344.61	PY AJE 9
313.01	Water - Adm/OM - Salaries		5,444.64	PY AJE 9
313.02	Water - Adm/OM - Social Security		416.53	PY AJE 9
313.03	Water - Adm/OM - Overtime		-	PY AJE 9
313.05	Water - Adm/OM - Retirement		314.86	PY AJE 9

To reverse prior year accrued payroll for the water fund.

	AJE 10			
114.021	WWTW - Accrued Salaries		13,081.89	O-1
411.01	WWTW - Prod - Salaries	6,614.89		O-1
411.02	WWTW - Prod - Social Security	521.25		O-1
411.03	WWTW - Prod - Overtime	43.25		O-1
411.05	WWTW - Prod - Retirement	376.12		O-1
413.01	WWTW - Adm - Salaries	4,872.20		O-1
413.02	WWTW - Adm - Social Security	396.49		O-1
413.03	WWTW - Adm - Overtime	-		O-1
413.05	WWTW - Adm - Retirement	257.69		O-1

To accrue payroll for the wastewater fund.

	AJE 10a			
114.021	WWTW - Accrued Salaries	15,076.44		PY AJE 10
411.01	WWTW - Prod - Salaries		8,506.41	PY AJE 10
411.02	WWTW - Prod - Social Security		667.48	PY AJE 10
411.03	WWTW - Prod - Overtime		218.60	PY AJE 10
411.05	WWTW - Prod - Retirement		382.91	PY AJE 10
413.01	WWTW - Adm - Salaries		4,674.73	PY AJE 10
413.02	WWTW - Adm - Social Security		357.62	PY AJE 10
413.03	WWTW - Adm - Overtime		-	PY AJE 10
413.05	WWTW - Adm - Retirement		268.69	PY AJE 10

To reverse prior year accrued payroll for the wastewater fund.

	AJE 11			
127.02	Gen - Accrued Payroll		80,689.59	O-1
502.01	Leg - Adm - Salaries	1,099.70		O-1
502.02	Leg - Adm - Social Security	85.28		O-1
502.03	Leg - Adm - Overtime	-		O-1
502.05	Leg - Adm - Retirement	50.98		O-1
512.01	Police - Salaries	30,229.36		O-1
512.02	Police - Social Security	2,642.80		O-1
512.03	Police - Overtime	2,116.35		O-1
512.05	Police - Retirement/Non-officers	2,069.98		O-1
532.01	Buildings/Grounds - Salaries	675.48		O-1
532.02	Buildings/Grounds - Social Security	52.38		O-1
532.03	Buildings/Grounds - Overtime	-		O-1
532.05	Buildings/Grounds - Retirement	-		O-1
542.01	Civic Center - Salaries	2,525.29		O-1
542.02	Civic Center - Social Security	194.06		O-1

<u>Acct</u>	<u>Description</u>	<u>Debit</u>	<u>Credit</u>	<u>W/P Ref</u>
542.03	Civic Center - Overtime	73.95		O-1
542.05	Civic Center - Retirement	111.00		O-1
552.01	Library - Salaries	11,914.34		O-1
552.02	Library - Social Security	1,068.50		O-1
552.03	Library - Overtime	-		O-1
552.05	Library - Retirement	418.64		O-1
562.01	Pub Prop - Salaries	10,070.42		O-1
562.02	Pub Prop - Social Security	787.52		O-1
562.03	Pub Prop - Overtime	13.55		O-1
562.05	Pub Prop - Retirement	541.11		O-1
582.01	Bldg Insp - Salaries	3,311.46		O-1
582.02	Bldg Insp - Social Security	261.63		O-1
582.03	Bldg Insp - Overtime	-		O-1
582.05	Bldg Insp - Retirement	191.93		O-1
602.01	Fire - Salaries	112.58		O-1
602.02	Fire - Social Security	8.74		O-1
602.05	Fire - Retirement	-		O-1
622.01	Plan Comm - Salaries	891.09		O-1
622.02	Plan Comm - Social Security	69.11		O-1
622.03	Plan Comm - Overtime	-		O-1
622.05	Plan Comm - Retirement	53.47		O-1
632.01	Dowding Pool - Salaries	-		O-1
632.02	Dowding Pool - Social Security	-		O-1
632.03	Dowding Pool - Overtime	-		O-1
642.01	Recreation - Salaries	3,829.45		O-1
642.02	Recreation - Social Security	296.79		O-1
642.03	Recreation - Overtime	-		O-1
642.05	Recreation - Retirement	229.76		O-1
656.01	Lied SenCent - Salaries	1,363.44		O-1
656.02	Lied SenCent - Social Security	105.74		O-1
656.03	Lied SenCent - Overtime	-		O-1
656.05	Lied SenCent - Retirement	81.81		O-1
662.01	Recycling - Salaries	-		O-1
662.02	Recycling - Social Security	-		O-1
662.03	Recycling - Overtime	-		O-1
565.01	Cemetery - Salaries	2,699.44		O-1
565.02	Cemetery - Social Security	255.34		O-1
565.03	Cemetery - Overtime	79.61		O-1
565.06	Cemetery - Property Tax Lots	107.51		O-1

To accrue payroll for the general fund.

	AJE 11a			
127.02	Gen - Accrued Payroll	73,539.95		PY AJE 11
502.01	Leg - Adm - Salaries		988.25	PY AJE 11
502.02	Leg - Adm - Social Security		75.60	PY AJE 11
502.03	Leg - Adm - Overtime		-	PY AJE 11
502.05	Leg - Adm - Retirement		46.17	PY AJE 11
512.01	Police - Salaries		27,841.55	PY AJE 11
512.02	Police - Social Security		2,242.77	PY AJE 11
512.03	Police - Overtime		1,475.46	PY AJE 11
512.08	Police - Retirement/Officers		1,876.22	PY AJE 11
532.01	Buildings/Grounds - Salaries		611.28	PY AJE 11
532.02	Buildings/Grounds - Social Security		46.74	PY AJE 11
532.03	Buildings/Grounds - Overtime		-	PY AJE 11
532.05	Buildings/Grounds - Retirement		-	PY AJE 11
542.01	Civic Center - Salaries		2,328.55	PY AJE 11
542.02	Civic Center - Social Security		178.13	PY AJE 11
542.03	Civic Center - Overtime		-	PY AJE 11
542.05	Civic Center - Retirement		100.32	PY AJE 11

<u>Acct</u>	<u>Description</u>	<u>Debit</u>	<u>Credit</u>	<u>W/P Ref</u>
552.01	Library - Salaries		12,025.26	PY AJE 11
552.02	Library - Social Security		919.93	PY AJE 11
552.03	Library - Overtime		-	PY AJE 11
552.05	Library - Retirement		376.24	PY AJE 11
562.01	Pub Prop - Salaries		10,065.95	PY AJE 11
562.02	Pub Prop - Social Security		779.69	PY AJE 11
562.03	Pub Prop - Overtime		126.23	PY AJE 11
562.05	Pub Prop - Retirement		601.52	PY AJE 11
582.01	Bldg Insp - Salaries		3,028.56	PY AJE 11
582.02	Bldg Insp - Social Security		231.61	PY AJE 11
582.03	Bldg Insp - Overtime		-	PY AJE 11
582.05	Bldg Insp - Retirement		156.06	PY AJE 11
602.01	Fire - Salaries		101.88	PY AJE 11
602.02	Fire - Social Security		7.80	PY AJE 11
602.05	Fire - Retirement		-	PY AJE 11
622.01	Plan Comm - Salaries		780.23	PY AJE 11
622.02	Plan Comm - Social Security		59.68	PY AJE 11
622.03	Plan Comm - Overtime		-	PY AJE 11
622.05	Plan Comm - Retirement		46.82	PY AJE 11
632.01	Dowding Pool - Salaries		-	PY AJE 11
632.02	Dowding Pool - Social Security		-	PY AJE 11
632.03	Dowding Pool - Overtime		-	PY AJE 11
642.01	Recreation - Salaries		4,213.77	PY AJE 11
642.02	Recreation - Social Security		322.43	PY AJE 11
642.03	Recreation - Overtime		-	PY AJE 11
642.05	Recreation - Retirement		198.68	PY AJE 11
656.01	Lied SenCent - Salaries		902.88	PY AJE 11
656.02	Lied SenCent - Social Security		69.07	PY AJE 11
656.03	Lied SenCent - Overtime		-	PY AJE 11
656.05	Lied SenCent - Retirement		-	PY AJE 11
662.01	Recycling - Salaries		663.84	PY AJE 11
662.02	Recycling - Social Security		50.78	PY AJE 11
662.03	Recycling - Overtime		-	PY AJE 11
To accrue payroll for the general fund.				
	AJE 12			
136.02	Street - Accrued Payroll		16,785.05	O-1
522.01	Street - Dist/OM - Salaries	14,738.72		O-1
522.02	Street - Dist/OM - Social Security	1,234.56		O-1
522.03	Street - Dist/OM - Overtime	-		O-1
522.05	Street - Dist/OM - Retirement	811.77		O-1
To accrue payroll for the street fund.				
	AJE 12a			
136.02	Street - Accrued Payroll	14,163.10		PY AJE 12
522.01	Street - Dist/OM - Salaries		11,927.14	PY AJE 12
522.02	Street - Dist/OM - Social Security		967.95	PY AJE 12
522.03	Street - Dist/OM - Overtime		725.88	PY AJE 12
522.05	Street - Dist/OM - Retirement		542.13	PY AJE 12
To reverse prior year accrued payroll for the street fund.				
	AJE 13 is null			
	AJE 14 is null			
	AJE 15 is null			
	AJE 16			
105.002	General - Cash County Treasurer		23,021.30	B-4b
501.02	Seward County - Revenue - Property Taxes	23,021.30		Rest of AAE aff
105.003	Debt Service - Cash at County		55,389.63	B-4b
501.50	Debt Service - Revenue - Taxes	55,389.63		Rest of AAE aff

<u>Acct</u>	<u>Description</u>	<u>Debit</u>	<u>Credit</u>	<u>W/P Ref</u>
	To adjust cash balances to agree with cash summary			
	AJE 17			
112.01	Elec - Accounts Payable		610,078.44	N-1
210.70	Elec - Current Purchased	582,399.36		N-1
210.71	Elec - Subtransformation Charges	860.43		N-1
211.10	Elec - Dist/OM - Line Materials/SU	10,556.80		N-1
211.16	Elec - Dist/OM - City Use Utilities	9,774.17		N-1
211.162	Elec - Dist/OM - Telephone	1,050.55		N-1
211.163	Elec - Dist/OM - Natural Gas	18.72		N-1
213.12	Elec - Dist/OM - Gasoline/Oil	146.34		N-1
212.10	Elec - Street Light/OM - Replace Material	-		N-1
213.10	Elec - Fac/OM - Supp/Freight/Unifo	270.73		N-1
211.30	Elec - Fac/OM - Bldgs/Grnds - Upk/SU	21.47		N-1
213.20	Elec - Fac/OM - Vehicle/Eq Repairs	2,238.05		N-1
214.11	Elec - Adm/OM - Office Su/Post/Frt	1,600.40		N-1
214.42	Elec - Adm/OM - Dues/Mbrsp/Trn/Mi	159.94		N-1
214.43	Elec - Adm/OM - Sales Tax	516.48		N-1
214.60	Elec - Adm/OM - Miscellaneous	-		N-1
214.61	Elec - Dist/OM - Heat Incentive-NP	465.00		N-1
	To accrue accounts payable for the electric fund.			
	AJE 17a			
112.01	Elec - Accounts Payable	566,685.43		PY AJE 17
210.70	Elec - Current Purchased		547,329.90	PY AJE 17
210.71	Elec - Subtransformation Charges		686.28	PY AJE 17
211.10	Elec - Dist/OM - Line Materials/SU		(36.49)	PY AJE 17
211.16	Elec - Dist/OM - City Use Utilities		10,623.81	PY AJE 17
211.162	Elec - Dist/OM - Telephone		919.12	PY AJE 17
211.163	Elec - Dist/OM - Natural Gas		65.94	PY AJE 17
213.12	Elec - Dist/OM - Gasoline/Oil		362.87	PY AJE 17
212.10	Elec - Street Light/OM - Replace Material		392.00	PY AJE 17
213.10	Elec - Fac/OM - Supp/Freight/Unifo		480.11	PY AJE 17
211.30	Elec - Fac/OM - Bldgs/Grnds - Upk/SU		74.90	PY AJE 17
213.20	Elec - Fac/OM - Vehicle/Eq Repairs		1,286.20	PY AJE 17
214.11	Elec - Adm/OM - Office Su/Post/Frt		962.73	PY AJE 17
214.42	Elec - Adm/OM - Dues/Mbrsp/Trn/Mi		159.50	PY AJE 17
214.43	Elec - Adm/OM - Sales Tax		969.39	PY AJE 17
214.60	Elec - Adm/OM - Miscellaneous		1,149.17	PY AJE 17
214.61	Elec - Dist/OM - Heat Incentive-NP		1,260.00	PY AJE 17
	Reverse PY accrued accounts payable for the electric fund.			
	AJE 18			
113.01	Water - Accounts Payable		9,611.92	N-1
310.30	Water - Wells/Tower OM	137.37		N-1
311.10	Water - Plant/OM - Lab SU-Treatment	-		N-1
311.11	Water - Plant/OM - Chemicals Treatment	624.75		N-1
311.16	Water - Plant/OM - City Use Utilities	4,402.76		N-1
311.161	Water - Plant/OM - Seward County Public Power	476.16		N-1
311.162	Water - Plant/OM - Telephone	524.28		N-1
311.31	Water - Prod - Quality Tests	154.00		N-1
311.42	Water - Prod - Dues/Mbrsp/Trn/Mi	50.39		N-1
312.10	Water - Prod - Supp/Freight/Uniform	1,021.38		N-1
312.12	Water - Prod - Gasoline/Oil	414.95		N-1
312.20	Water - Prod - Vehicle/Equip Repair	6.16		N-1
311.21	Water - Dist/OM - Repairs/Upkeep	1,447.56		N-1
313.11	Water - Adm-OM - Off Supp/Post/Frt	158.62		N-1
313.42	Water - Adm/OM - Dues/Mbrsp/Trn/Mi	159.94		N-1
313.53	Water - Adm/OM - Info Technology	33.60		N-1

<u>Acct</u>	<u>Description</u>	<u>Debit</u>	<u>Credit</u>	<u>W/P Ref</u>
To accrue accounts payable for the water fund.				
	AJE 18a			
113.01	Water - Accounts Payable	13,257.95		PY AJE 18
310.31	Water - Wells Operating/Maintenance		453.11	PY AJE 18
311.10	Water - Plant/OM - Lab SU-Treatment		25.83	PY AJE 18
311.11	Water - Plant/OM - Chemicals Treatment		90.35	PY AJE 18
311.16	Water - Plant/OM - City Use Utilities		8,638.80	PY AJE 18
311.161	Water - Plant/OM - Seward County Public Power		1,205.31	PY AJE 18
311.162	Water - Plant/OM - Telephone		579.97	PY AJE 18
311.42	Water - Prod - Dues/Mbrsp/Trn/Mi		40.00	PY AJE 18
312.10	Water - Prod - Supp/Freight/Uniform		411.45	PY AJE 18
312.12	Water - Prod - Gasoline/Oil		8.38	PY AJE 18
312.20	Water - Prod - Vehicle/Equip Repair		44.20	PY AJE 18
313.11	Water - Adm-OM - Off Supp/Post/Frt		59.09	PY AJE 18
313.42	Water - Adm/OM - Dues/Mbrsp/Trn/Mi		159.49	PY AJE 18
313.60	Water - Adm/OM - Miscellaneous		1,541.97	PY AJE 18
	#N/A			PY AJE 18

Reverse PY accrued accounts payable for the water fund.

	AJE 19			
114.01	WWTW - Accounts Payable		21,013.69	N-1
411.16	WWTW - Plant/OM - City Use Utilities	14,795.32		N-1
411.162	WWTW - Plant/OM - Telephone	434.28		N-1
411.163	WWTW - Plant/OM - Natural Gas	16.87		N-1
411.23	WWTW - Plant/OM - Pump/Plant/Re/Up	434.23		N-1
411.30	WWTW - Plant/OM - Buildings/Grounds Upkeep	4,158.85		N-1
411.42	WWTW - Prod - Dues/Mbrsp/Trn/Mi	-		N-1
412.10	WWTW - Prod - Supp/Freight/Uniform	329.71		N-1
412.12	WWTW - Prod - Gasoline/Oil	50.54		N-1
412.20	WWTW - Prod - Vehicle/Equipment Repair	8.68		N-1
413.06	WWTW - Adm - Insurance/Bonds	500.00		N-1
413.11	WWTW - Adm - Office Su/Post/Frt	158.61		N-1
413.42	WWTW - Adm - Dues/Mbrsp/Trn/Mi	126.60		N-1
413.60	WWTW - Adm - Miscellaneous	-		N-1

To accrue accounts payable for the wastewater fund.

	AJE 19a			
114.01	WWTW - Accounts Payable	19,158.52		PY AJE 19
411.16	WWTW - Plant/OM - City Use Utilities		6,711.87	PY AJE 19
411.162	WWTW - Plant/OM - Telephone		529.91	PY AJE 19
411.163	WWTW - Plant/OM - Natural Gas		95.62	PY AJE 19
411.23	WWTW - Plant/OM - Pump/Plant/Re/Up		6,910.00	PY AJE 19
411.30	WWTW - Plant/OM - Buildings/Grounds Upkeep		2,028.19	PY AJE 19
411.42	WWTW - Prod - Dues/Mbrsp/Trn/Mi		150.00	PY AJE 19
412.10	WWTW - Prod - Supp/Freight/Uniform		110.94	PY AJE 19
412.12	WWTW - Prod - Gasoline/Oil		189.70	PY AJE 19
412.20	WWTW - Prod - Vehicle/Equipment Repair		47.78	PY AJE 19
413.08	WWTW - Prod - Engineering/Consulting		1,026.61	PY AJE 19
413.11	WWTW - Adm - Office Su/Post/Frt		49.25	PY AJE 19
413.42	WWTW - Adm - Dues/Mbrsp/Trn/Mi		159.49	PY AJE 19
413.60	WWTW - Adm - Miscellaneous		1,149.16	PY AJE 19

Reverse PY accrued accounts payable for the wastewater fund.

	AJE 20			
127.01	Gen - Accounts Payable		34,347.64	N-1
502.162	Leg - Adm - Telephone	146.21		N-1
502.42	Leg - Adm - Dues/Mbrsp/Trn/Mi	126.59		N-1
502.44	Leg - Adm - Publication Fees	206.45		N-1

<u>Acct</u>	<u>Description</u>	<u>Debit</u>	<u>Credit</u>	<u>W/P Ref</u>
502.60	Leg - Adm - Miscellaneous	9.48		N-1
506.49	Leg - City Attorney Contract	4,001.00		N-1
512.10	Police - Maint Supplies/Equipment	80.25		N-1
512.12	Police - Gasoline/Oil	183.02		N-1
512.16	Police - City Use Utilities	405.61		N-1
512.162	Police - Telephone	381.55		N-1
512.163	Police - Utilities - Natural Gas	20.99		N-1
512.20	Police - Repairs/Patrol Cars	20.08		N-1
512.42	Police - Dues/Mbrsp/Trn/Mi	200.00		N-1
512.421	Police - Basic Training Expense	85.50		N-1
512.49	Police - Uniforms	38.50		N-1
512.50	Police - Firearms Training	1,073.00		N-1
512.58	Police - DWI/DUI Testing	105.00		N-1
512.60	Police - Miscellaneous	44.00		N-1
532.16	Buildings/Grounds - City Use Utilities	417.74		N-1
542.11	Civic Center - Supp/Post/Frt	39.98		N-1
542.16	Civic Center - City Use Utilities	2,686.65		N-1
542.162	Civic Center - Telephone	325.27		N-1
542.163	Civic Center - Natural Gas	26.76		N-1
542.30	Civic Center - Rep/Upkeep - Buildings/Grounds	483.62		N-1
552.11	Library - Supplies/Postage/Fr	729.90		N-1
552.112	Library - Postage	130.36		N-1
552.13	Library - Materials	607.07		N-1
552.16	Library - City Use Utilities	4,525.23		N-1
552.162	Library - Telephone	107.06		N-1
552.30	Library - Repairs/Bldg Maint	125.00		N-1
552.32	Library - Serv/Maint Agreements	180.69		N-1
552.60	Library - Miscellaneous	26.76		N-1
552.86	Library - Mtg Room Maint/Supplies	5.07		N-1
562.11	Pub Prop - Su/Post/Frt	338.89		N-1
562.12	Pub Prop - Gasoline/Oil	459.45		N-1
562.16	Pub Prop - City Use Utilities	899.37		N-1
562.162	Pub Prop - Telephone	375.03		N-1
562.42	Pub Prop - Dues/Mbrsp/Trn/Mi	37.38		N-1
565.06	Cemetery - Property Tax Lots	114.44		N-1
565.11	Cemetery - Supplies	180.00		N-1
565.162	Cemetery - Telephone	180.00		N-1
564.40	Cemetery New Dev - Expenses	153.00		N-1
572.16	B&G Other - Band Shell/Scout - Utilities	415.53		N-1
572.162	B&G Other - Telephone - DSL - Mun Bldg	91.74		N-1
582.16	Bldg Insp - City Use Utilities	136.38		N-1
582.162	Bldg Insp - Telephone	182.57		N-1
582.20	Bldg Insp - Repairs/Equip Maint	941.32		N-1
602.12	Fire - Gasoline/Oil	403.22		N-1
602.16	Fire - City Use Utilities	813.02		N-1
602.162	Fire - Telephone	149.47		N-1
602.163	Fire - Natural Gas	19.48		N-1
602.20	Fire - Repairs	87.80		N-1
602.58	Fire - Rescue	94.30		N-1
615.01	Tree Board - Planting Program	150.00		N-1
622.09	Plan Comm - Engineering	200.00		N-1
622.10	Plan Comm - Plats/Permits	19.57		N-1
622.11	Plan Comm - Minutes/Supplies	165.12		N-1
622.162	Plan Comm - Telephone	127.72		N-1
632.16	Dowding Pool - City Use Utilities	408.23		N-1
632.162	Dowding Pool - Telephone	10.72		N-1
642.16	Recreation - City Use Utilities	3,412.99		N-1
642.162	Recreation - Telephone	216.65		N-1
642.20	Recreation - Repairs	31.08		N-1

<u>Acct</u>	<u>Description</u>	<u>Debit</u>	<u>Credit</u>	<u>W/P Ref</u>
642.60	Recreation - Miscellaneous	300.00		N-1
642.152	Recreation - Baseball/Softball	375.00		N-1
642.154	Recreation - Youth Football	420.00		N-1
642.155	Recreation - Volleyball/Flag FB	853.95		N-1
656.082	Lied SenCent - Janitor Service	250.00		N-1
656.16	Lied SenCent - City Use Utilities	765.39		N-1
656.162	Lied SenCent - Telephone	58.27		N-1
656.163	Lied SenCent - Natural Gas	20.23		N-1
656.42	Lied SenCent - Dues/Mbrsp/Trn/Mi	96.30		N-1
656.10	Lied SenCent - Meal Supplies	7.38		N-1
656.60	Lied SenCent - Miscellaneous	54.87		N-1
656.70	Lied SenCent - Meals Contract	2,113.02		N-1
659.162	Senior Shuttle - Telephone	50.77		N-1
662.10	Recycling - Supplies	215.00		N-1
662.16	Recycling - City Use Utilities	98.26		N-1
662.162	Recycling - Telephone	53.34		N-1
662.60	Recycling - Miscellaneous	257.00		N-1
	#N/A			N-1

To accrue accounts payable for the general fund.

	AJE 20a			
127.01	Gen - Accounts Payable	27,924.51		PY AJE 20
502.06	Leg - Adm - Insurance/Bonds		100.00	PY AJE 20
502.11	Leg - Adm - Office Su/Post/Frt		7.39	PY AJE 20
502.162	Leg - Adm - Telephone		195.74	PY AJE 20
502.42	Leg - Adm - Dues/Mbrsp/Trn/Mi		159.49	PY AJE 20
502.44	Leg - Adm - Publication Fees		286.20	PY AJE 20
506.11	Leg - Office Su/Post/Frt		4.93	PY AJE 20
506.48	Leg - Special Attorney Fees		3,666.83	PY AJE 20
506.51	Leg - City Labor Attorney		1,399.66	PY AJE 20
512.10	Police - Maint Supplies/Equipment		514.13	PY AJE 20
512.11	Police - Office Su/Post/Frt		623.39	PY AJE 20
512.16	Police - City Use Utilities		392.17	PY AJE 20
512.162	Police - Telephone		300.24	PY AJE 20
512.163	Police - Utilities - Natural Gas		25.92	PY AJE 20
512.20	Police - Repairs/Patrol Cars		30.65	PY AJE 20
512.24	Police - Repairs/Radio/Radar		422.75	PY AJE 20
512.30	Police - Repairs/Bldg Maint		59.92	PY AJE 20
512.49	Police - Uniforms		162.17	PY AJE 20
512.58	Police - DWI/DUI Testing		(710.00)	PY AJE 20
512.60	Police - Miscellaneous		100.00	PY AJE 20
532.11	Buildings/Grounds - Supplies		26.73	PY AJE 20
532.16	Buildings/Grounds - City Use Utilities		447.56	PY AJE 20
532.60	Buildings/Grounds - Miscellaneous		79.20	PY AJE 20
542.11	Civic Center - Supp/Post/Frt		7.39	PY AJE 20
542.16	Civic Center - City Use Utilities		1,331.89	PY AJE 20
542.162	Civic Center - Telephone		318.21	PY AJE 20
542.163	Civic Center - Natural Gas		50.10	PY AJE 20
542.30	Civic Center - Rep/Upkeep - Buildings/Grounds		1,018.14	PY AJE 20
552.11	Library - Supplies/Postage/Fr		95.72	PY AJE 20
552.13	Library - Materials		1,656.72	PY AJE 20
552.16	Library - City Use Utilities		3,395.05	PY AJE 20
552.162	Library - Telephone		229.48	PY AJE 20
552.163	Library - Natural Gas		25.19	PY AJE 20
552.30	Library - Repairs/Bldg Maint		108.00	PY AJE 20
552.32	Library - Serv/Maint Agreements		174.61	PY AJE 20
552.56	Library - Donations		455.00	PY AJE 20
552.60	Library - Miscellaneous		30.00	PY AJE 20
562.11	Pub Prop - Su/Post/Frt		1,515.21	PY AJE 20

<u>Acct</u>	<u>Description</u>	<u>Debit</u>	<u>Credit</u>	<u>W/P Ref</u>
562.12	Pub Prop - Gasoline/Oil		878.90	PY AJE 20
562.16	Pub Prop - City Use Utilities		744.42	PY AJE 20
562.162	Pub Prop - Telephone		192.61	PY AJE 20
562.20	Pub Prop - Repairs		372.23	PY AJE 20
562.30	Pub Prop - Bldgs/Grnds Upkeep		284.38	PY AJE 20
565.20	Cemetery - Repairs		78.97	PY AJE 20
564.40	Cemetery New Dev - Expenses		134.40	PY AJE 20
572.16	B&G Other - Band Shell/Scout - Utilities		127.04	PY AJE 20
572.162	B&G Other - Telephone - DSL - Mun Bldg		90.77	PY AJE 20
582.11	Bldg Insp - Office Su/Post/Frt		12.31	PY AJE 20
582.16	Bldg Insp - City Use Utilities		142.35	PY AJE 20
582.162	Bldg Insp - Telephone		129.81	PY AJE 20
582.20	Bldg Insp - Repairs/Equip Maint		133.78	PY AJE 20
602.11	Fire - Supp/Post/Frt		26.55	PY AJE 20
602.12	Fire - Gasoline/Oil		741.38	PY AJE 20
602.16	Fire - City Use Utilities		939.20	PY AJE 20
602.162	Fire - Telephone		80.51	PY AJE 20
602.163	Fire - Natural Gas		25.61	PY AJE 20
602.20	Fire - Repairs		827.16	PY AJE 20
602.30	Fire - Building Maintenance		104.52	PY AJE 20
602.58	Fire - Rescue		921.45	PY AJE 20
622.10	Plan Comm - Plats/Permits		44.00	PY AJE 20
622.11	Plan Comm - Minutes/Supplies		135.97	PY AJE 20
622.162	Plan Comm - Telephone		129.84	PY AJE 20
632.11	Dowding Pool - Supp/Post/Frt		14.78	PY AJE 20
632.16	Dowding Pool - City Use Utilities		1,093.49	PY AJE 20
632.162	Dowding Pool - Telephone		6.09	PY AJE 20
642.11	Recreation - Su/Post/Frt		(2,659.06)	PY AJE 20
642.16	Recreation - City Use Utilities		1,511.45	PY AJE 20
642.162	Recreation - Telephone		220.71	PY AJE 20
642.155	Recreation - Volleyball/Flag FB		69.75	PY AJE 20
656.082	Lied SenCent - Janitor Service		470.00	PY AJE 20
656.11	Lied SenCent - Supp/Post/Frt		4.93	PY AJE 20
656.16	Lied SenCent - City Use Utilities		698.09	PY AJE 20
656.162	Lied SenCent - Telephone		57.10	PY AJE 20
656.163	Lied SenCent - Natural Gas		23.19	PY AJE 20
656.10	Lied SenCent - Meal Supplies		50.10	PY AJE 20
656.50	Lied SenCent - Fundraising Supp		75.16	PY AJE 20
656.60	Lied SenCent - Miscellaneous		11.70	PY AJE 20
659.162	Senior Shuttle - Telephone		50.52	PY AJE 20
662.10	Recycling - Supplies		79.63	PY AJE 20
662.16	Recycling - City Use Utilities		90.46	PY AJE 20
662.162	Recycling - Telephone		52.48	PY AJE 20

Reverse PY accrued accounts payable for the general fund.

	AJE 21		
136.01	Street - Accounts Payable		8,134.79 N-1
522.06	Street - Dist/OM - Insurance/Bonds	500.00	N-1
522.10	Street - Dist/OM - Maint Supp/Eq	856.78	N-1
522.12	Street - Dist/OM - Gas/Oil/Dies/Pr	539.70	N-1
522.20	Street - Dist/OM - Equipment Repair	4,081.96	N-1
522.11	Street - Fac/OM - Off Su/Post/Fr	-	N-1
522.16	Street - Fac/OM - City Use Utilities	736.15	N-1
522.162	Street - Fac/OM - Telephone	567.79	N-1
522.52	Street - Capital - Improvement Pro	852.41	N-1

To accrue accounts payable for the Other fund.

	AJE 21a		
136.01	Street - Accounts Payable	11,600.31	PY AJE 21

<u>Acct</u>	<u>Description</u>	<u>Debit</u>	<u>Credit</u>	<u>W/P Ref</u>
522.06	Street - Dist/OM - Insurance/Bonds		-	PY AJE 21
522.10	Street - Dist/OM - Maint Supp/Eq		3,860.31	PY AJE 21
522.12	Street - Dist/OM - Gas/Oil/Dies/Pr		2,011.64	PY AJE 21
522.20	Street - Dist/OM - Equipment Repair		3,380.38	PY AJE 21
522.11	Street - Fac/OM - Off Su/Post/Fr		57.20	PY AJE 21
522.16	Street - Fac/OM - City Use Utilities		937.50	PY AJE 21
522.162	Street - Fac/OM - Telephone		573.58	PY AJE 21
522.52	Street - Capital - Improvement Pro		779.70	PY AJE 21
Reverse PY accrued accounts payable for the Other fund.				

AJE 22				
106.025	Elec - Unbilled Receivables	-	54,035.86	Y-14
201.01	Elec - Revenue - Sale of Current	54,035.86	-	Y-14
To adjust unbilled electric receivables to actual.				

AJE 23				
106.035	Water - Unbilled Receivables	-	7,141.21	Y-14
301.01	Water - Revenue - Consumer Sales	7,141.21	-	Y-14
To adjust unbilled water receivables to actual.				

AJE 24				
106.045	WWTW - Unbilled Receivables	-	6,905.53	Y-14
401.01	WWTW - Revenue - Consumer Sales	6,905.53	-	Y-14
To adjust unbilled wastewater receivables to actual.				

AJE 25				
100.054	Gen - Other Receivable	6,797.21		Y-14
501.08	Police - Revenue - Dog license/Redeemi		63.03	Y-14
501.09	Police - Revenue - Permits - Itinierant		-	Y-14
501.12	Police - Revenue - Liquidated Damages		75.00	Y-14
511.90	Police - Revenue - Non-operating		35.00	Y-14
525.15	Rail Campus-Revenue (land rent)		-	Y-14
531.04	Buildings/Grounds - Revenue - Oper Cost Reim		2,000.00	Y-14
551.01	Library - Revenue - Fines/Mbrsps/Etc		601.72	Y-14
551.55	Library - Revenue - Donations		100.00	Y-14
561.01	Pub Prop - Revenue - Park Camping Fees		436.46	Y-14
561.02	Pub Prop - Revenue - Space Sales/Cemet		1,875.00	Y-14
581.02	Bldg Insp - Revenue - Electric Permits		-	Y-14
581.03	Bldg Insp - Revenue - Water Permits		-	Y-14
581.05	Bldg Insp - Revenue - Mechanical Permits		-	Y-14
581.06	Bldg Insp - Revenue - Home Occ Permits		-	Y-14
641.02	Recreation - Revenue - Base/Softball Reg		400.00	Y-14
641.05	Recreation - Revenue - VB/Flag FB Reg		25.00	Y-14
641.90	Recreation - Revenue - Non-operating		454.00	Y-14
655.01	Lied SenCent - Revenue - Meals/Client		422.00	Y-14
655.02	Lied SenCent - Revenue - Bldg User Fee		310.00	Y-14
661.01	Recycling - Revenues		-	
To accrue general fund accounts receivable.				

AJE 25a				
100.054	Gen - Other Receivable		15,932.35	PY AJE 25
501.08	Police - Revenue - Dog license/Redeemi	18.18		PY AJE 25
501.09	Police - Revenue - Permits - Itinierant	50.00		PY AJE 25
501.12	Police - Revenue - Liquidated Damages	35.00		PY AJE 25
511.90	Police - Revenue - Non-operating	70.00		PY AJE 25
525.15	Rail Campus-Revenue (land rent)	2,625.00		PY AJE 25
531.04	Buildings/Grounds - Revenue - Oper Cost Reim	2,000.00		PY AJE 25
551.01	Library - Revenue - Fines/Mbrsps/Etc	551.80		PY AJE 25
551.55	Library - Revenue - Donations	3,682.00		PY AJE 25

<u>Acct</u>	<u>Description</u>	<u>Debit</u>	<u>Credit</u>	<u>W/P Ref</u>
561.01	Pub Prop - Revenue - Park Camping Fees	226.17		PY AJE 25
561.02	Pub Prop - Revenue - Space Sales/Cemet	500.00		PY AJE 25
581.02	Bldg Insp - Revenue - Electric Permits	131.25		PY AJE 25
581.02	Bldg Insp - Revenue - Electric Permits	131.25		PY AJE 25
581.03	Bldg Insp - Revenue - Water Permits	857.00		PY AJE 25
581.05	Bldg Insp - Revenue - Mechanical Permits	1,331.00		PY AJE 25
581.06	Bldg Insp - Revenue - Home Occ Permits	10.00		PY AJE 25
641.90	Recreation - Revenue - Non-operating	326.00		PY AJE 25
655.01	Lied SenCent - Revenue - Meals/Client	1,300.00		PY AJE 25
655.02	Lied SenCent - Revenue - Bldg User Fee	1,265.00		PY AJE 25
661.01	Recycling - Revenues	822.70		PY AJE 25
Reverse accrued general fund accounts receivable.				
AJE 26				
106.05	Gen - Str/Accounts Receivable Misc	55.00		Y-14
521.90	Street - Revenue - Non-operating		55.00	Y-14
To adjust other fund A/R misc to actual.				
AJE 26a				
106.05	Gen - Str/Accounts Receivable Misc			PY AJE 26
521.90	Street - Revenue - Non-operating			PY AJE 26
Reverse PY receivables adjustment.				
AJE 27				
106.02	Elec - Accounts Receivable Misc	779.42		Y-14
201.04	Elec - Revenue - Misc Sales/Services		-	Y-14
201.05	Elec - Revenue - Heat Incentive Program		465.00	Y-14
201.90	Elec - Revenue - Non-operating		314.42	Y-14
To adjust electric A/R misc to actual.				
AJE 27a				
106.02	Elec - Accounts Receivable Misc		1,620.17	PY AJE 27
201.04	Elec - Revenue - Misc Sales/Services			PY AJE 27
201.05	Elec - Revenue - Heat Incentive Program	1,323.00		PY AJE 27
201.90	Elec - Revenue - Non-operating	297.17		PY AJE 27
Reverse PY receivables adjustment.				
AJE 28 is null				
AJE 29 is null				
AJE 30 is null				
AJE 31				
100.055	Gen - Special Assessments Rec - Current	-	2,112.48	Y-14a p2
521.504	Street - Revenue - DS - Assess Principal	2,112.48	-	Y-14a p2
To adjust debt service special assessments receivable to actual.				
AJE 32				
106.098	Water - Spec Assessment Receivable - Perp CA	-	714.08	Y-14
301.934	Water - Revenue - Assessments - Principal	714.08	-	Y-14
To adjust water special assessments receivable to actual.				
AJE 33				
106.998	WWTW - Special Assessments Receivable	-	115.76	Y-14
401.944	WWTW - Revenue - Assessments Principal	115.76	-	Y-14
To adjust wastewater special assessments receivable to actual.				
AJE 35				
104.02	Petty Cash			B-19a
501.90	General - Non-operating			B-19a

<u>Acct</u>	<u>Description</u>	<u>Debit</u>	<u>Credit</u>	<u>W/P Ref</u>
To balance petty cash to actual at FYE				
	AJE 36			
100.051	Gen - Property Taxes Rec - Current	3,771.38	-	Y-4
501.02	Seward County - Revenue - Property Taxes	-	3,771.38	Y-4
To adjust Property Tax receivables to rounded average balance.				
	AJE 37			
105.05	General - Accounts Receivable Taxes		2,315.27	do not proforma
501.02	Seward County - Revenue - Property Taxes	2,315.27		do not proforma
To reverse PY AJE				
	AJE 38			
108.722	Econ Dev - Notes Receivable	-	79,737.33	Y-16
527.22	Cdbg Ed Loan - Revenue - Principal Rep	10,400.38	-	Y-16
711.905	LB840 Ec Dv - Revenue - Loan Prin Repay	29,280.70	-	Y-16
528.51	Cdbg Ed Loan - Ded Closeout	40,056.25		Y-16
To reclassify principal payments recorded as revenue and writeoff uncollectible				
	AJE 39			
108.722	Econ Dev - Notes Receivable	15,000.00	-	Y-16
712.90	LB840 Ec Dv - Loans/Grants/Train (Gen Ec Dev)	-	15,000.00	Y-16
To adjust for new notes receivable.				
	AJE 40			
108.723	Econ Dev - Notes Receivable - Current	-	1,521.85	Y-16
108.722	Econ Dev - Notes Receivable	1,521.85	-	Y-16
To reclass current portion of long-term notes receivable.				
	AJE 41			
111.07	TIF - Accrued Interest Receivable	342.39	-	Y-16
527.25	Cdbg Ed Loan - Revenue - Interest Repa	-	61.41	Y-16
711.910	LB840 Ec Dv - Revenue - Loan Int Repay	-	280.98	Y-16
To correct interest income posting based on amortization schedule.				
	AJE 41a			
111.07	TIF - Accrued Interest Receivable	-	422.99	PY Y-16
527.25	Cdbg Ed Loan - Revenue - Interest Repa	279.61	-	PY Y-16
711.910	LB840 Ec Dv - Revenue - Loan Int Repay	143.39	-	PY Y-16
To reverse PY interest receivable accrual				
	AJE 42			
128.70	Sales Tax Payable		1,766.86	N-3
501.02	Seward County - Revenue - Property Taxes	1,766.86		N-3
To adjust sales tax payable at fiscal year end				
	AJE 43			
501.56	Donations	3,000.00		1-16e2
641.09	Recreation - Revenue - Tourn/Field Use		3,000.00	1-16e2
To reclassify miscodings discovered during prelim analytical review testing				
	AJE 44			
105.021	Elec - Allowance for Doubtful Accounts	-	121.96	Y-15
201.01	Elec - Revenue - Sale of Current	121.96	-	Y-15
105.031	Water - Allowance for Doubtful Accounts	-	83.28	Y-15
301.01	Water - Revenue - Consumer Sales	83.28	-	Y-15
105.041	WW - Allowance for Doubtful Accounts	5.25	-	Y-15
401.01	WWTW - Revenue - Consumer Sales	-	5.25	Y-15
To adjust year-end allowance for doubtful accounts receivable				

<u>Acct</u>	<u>Description</u>	<u>Debit</u>	<u>Credit</u>	<u>W/P Ref</u>
AJE 45				
106.022	Elec - Accrued Interest Receivable		32.48	B-18
201.923	Elec - Revenue - Non-operating Interest	32.48		B-18
106.033	Water - Accrued Interest Receivable		11.06	B-18
301.933	Water - Revenue - Non-operating Interest	11.06		B-18
106.044	WWTW - Accrued Interest Receivable		9.85	B-18
401.943	WWTW - Revenue - Non-operating Interest	9.85		B-18
111.06	Debt Service - Accrued Interest Receivable	-		B-18
501.501	Debt Service - Revenue - Interest	-		B-18
100.050	Gen - Accrued Interest Receivable	0.01		B-18
501.903	General - Non-operating Interest Income		0.01	B-18
106.997	Cemetery - Interest Receivable - Perp CA	-		B-18
561.915	Cemetery - Perp Care Int - Revenue	-		B-18
100.090	Fire - Accrued Interest Receivable		36.04	B-18
601.50	Fire Eq SF - Revenue - Interest	36.04		B-18
To accrue interest receivable at fiscal year end				
AJE 46				
100.059	Gen - Accounts Receivable City Sales Tax	215,937.86	-	Y-17
501.01	City Sales Tax - Revenue (from State)	-	215,937.86	Y-17
106.059	Street - Sales Tax Receivable	-	2,865.90	Y-17
521.08	Street - Revenue - City Sales Tax - MV	2,865.90	-	Y-17
108.028	Sales Tax Receivable		222,691.62	do not proforma
501.502	Debt Service - Revenue - City Sales Tax	222,691.62		do not proforma
111.09	Econ Dev - Sales Tax Receivable		27,451.84	do not proforma
711.01	LB840 Ec Dv - Revenue - City Sales Tax 10%	27,451.84		do not proforma
To adjust year end sales/use tax receivable to actual				
AJE 47				
106.055	Highway Allocation - Accounts Receivable	2,000.00	-	Y-18
521.04	Street - Revenue - Highway Allocation	-	2,000.00	Y-18
106.069	Street - Motor Vehicle Fees Receivable	400.00	-	Y-18
521.10	Street - Revenue - State Motor Veh Fee	-	400.00	Y-18
To adjust year end highway allocation/motor vehicle fee receivable to average.				
AJE 48				
100.058	Gen - Prepaid Insurance	5,692.30	-	Y-23
506.06	Leg - Insurance/Bonds	-	499.73	Y-23
214.84	Elec - Geographic Info System	-	501.08	Y-23
313.84	Water - Adm/OM - Geographic Info S	-	501.10	Y-23
413.84	WWTW - Geographic Info System	-	501.10	Y-23
522.84	Street - Geographic Info System	-	501.10	Y-23
562.84	Pub Prop - Tech/Software Licensing	-	212.33	Y-23
565.84	Cemetery - Tech/Software Licensing	-	212.33	Y-23
582.84	Bldg Insp - GIS Training	-	212.33	Y-23
622.84	Plan Comm - GIS Training	-	212.33	Y-23
214.36	Elec - Adm/OM - Serv/Maint Agreement	-	397.60	Y-23
313.36	Water - Adm/OM - Serv/Maint Agreement	-	280.66	Y-23
413.36	WWTW - Adm - Service/Maint Agreement	-	233.89	Y-23
502.36	Leg - Adm - Serv/Maint Agreement	-	35.08	Y-23
506.36	Leg - Maint Agreements	-	23.39	Y-23
512.36	Police - Serv/Maint Agreements	-	491.16	Y-23
522.36	Street - Fac/OM - Maint Agreements	-	187.11	Y-23
532.36	Buildings/Grounds - Maint Agreements	-	5.85	Y-23
542.36	Civic Center - Serv/Maint Agreement	-	35.08	Y-23
552.32	Library - Serv/Maint Agreements	-	187.11	Y-23
562.36	Pub Prop - Serv/Maint Agreements	-	210.50	Y-23
582.36	Bldg Insp - Serv/Maint Agreement	-	58.47	Y-23

<u>Acct</u>	<u>Description</u>	<u>Debit</u>	<u>Credit</u>	<u>W/P Ref</u>
602.36	Fire - Serv/Maint Agreements	-	5.85	Y-23
622.36	Plan Comm - Serv/Maint Agreement	-	17.54	Y-23
632.36	Dowding Pool - Serv/Maint Agreement	-	70.17	Y-23
642.36	Recreation - Serv/Maint Agreement	-	64.32	Y-23
656.60	Lied SenCent - Miscellaneous	-	23.39	Y-23
662.36	Recycling - Maint Agreements	-	11.70	Y-23
To adjust prepaid insurance and software to actual.				
AJE 48a				
100.058	Gen - Prepaid Insurance	-	718.06	PY Y-23
506.06	Leg - Insurance/Bonds	718.06	-	PY Y-23
To reverse prior year prepaid insurance adjustment and residual balance				
AJE 49 is null				
AJE 50				
731.71	Tax Inc Fin - Revenue - Prog Sheet Mt	3,789.66	-	Y-23
731.72	Tax Inc Fin - Revenue - Sports Express	2,539.20	-	Y-23
731.73	Tax Inc Fin - Revenue - Seward Hotel Gro	28,566.69	-	Y-23
731.74	Tax Inc Fin - Revenue - B&M Seed LLC	5,311.58	-	Y-23
731.75	Tax Inc Fin - Revenue - Jones N Bank T	2,203.07	-	Y-23
731.76	Tax Inc Fin - Revenue - Jones Insurance	9.40	-	Y-23
731.771	Tax Inc Fin - Revenue - Peek Properties	-	-	Y-23
731.79	Tax Inc Fin - Revenue - Grimes Const	-	-	Y-23
731.80	Tax Inc Fin - Revenue - CNG Inc	755,008.48	-	Y-23
731.81	Tax Inc Fin - Revenue - Lindner Redev	65,370.81	-	Y-23
731.82	Tax Inc Fin - Revenue - Railcamp Beip	-	-	Y-23
731.83	Tax Inc Fin - Revenue - Bottle Rocket	-	-	Y-23
731.84	Tax Inc Fin - Revenue - Two Crks Hldgs	46,283.18	-	Y-23
731.85	Tax Inc Fin - Revenue - Rail Hot Mill	-	-	Y-23
731.77	Tax Inc Fin - Revenue - Admin Retente	156,850.34	-	Y-23
731.89	Tax Inc Fin - Revenue - Future Applica	-	-	Y-23
732.710	Tax Inc Fin - Expense - Prog Sheet Me	-	-	Y-23
732.720	Tax Inc Fin - Expense - Sports Express	-	-	Y-23
732.730	Tax Inc Fin - Expense - Seward Hotel Gro	-	31.46	Y-23
732.740	Tax Inc Fin - Expense - B&M Seed LLC	-	-	Y-23
732.750	Tax Inc Fin - Expense - Jones N Bank T	-	-	Y-23
732.760	Tax Inc Fin - Expense - Jones Insurance	-	-	Y-23
732.770	Tax Inc Fin - Expense - Peek Prop	-	-	Y-23
732.780	Tax Inc Fin - Expense - TVHD Gok Lee	-	1,944.80	Y-23
732.790	Tax Inc Fin - Expense - Grimes Const	-	356.50	Y-23
732.791	Tax Inc Fin - Expense - CNG Inc	-	751,161.98	Y-23
732.792	Tax Inc Fin - Expense - Lindner Redeve	-	63,533.31	Y-23
732.793	Tax Inc Fin - Expense - Rail USA Beip	-	2,756.00	Y-23
732.794	Tax Inc Fin - Expense - Bottle Rocket	-	4,214.10	Y-23
732.795	Tax Inc Fin - Expense - Two Crks Hldgs	-	46,283.18	Y-23
732.796	Tax Inc Fin - Expense - Rail Hot Mill	-	12,847.09	Y-23
732.718	Tax Inc Fin - Expense - Prog Sht Prin	-	2,279.84	Y-23
732.719	Tax Inc Fin - Expense - Prog Sht Int	-	1,457.98	Y-23
732.728	Tax Inc Fin - Expense - Spts Exp Prin	-	1,830.22	Y-23
732.729	Tax Inc Fin - Expense - Spts Exp Int	-	982.06	Y-23
732.738	Tax Inc Fin - Expense - Seward Hotel Prin	-	19,334.63	Y-23
732.739	Tax Inc Fin - Expense - Seward Hotel Int	-	19,743.42	Y-23
732.748	Tax Inc Fin - Expense - B&M Seed Prin	-	4,067.91	Y-23
732.749	Tax Inc Fin - Expense - B&M Seed Int	-	2,742.07	Y-23
732.758	Tax Inc Fin - Expense - Jones Bnk Prin	-	-	Y-23
732.759	Tax Inc Fin - Expense - Jones Bnk Int	-	29,070.90	Y-23
732.768	Tax Inc Fin - Expense - Jones Ins Prin	-	1,567.39	Y-23
732.769	Tax Inc Fin - Expense - Jones Ins Int	-	3,440.64	Y-23

<u>Acct</u>	<u>Description</u>	<u>Debit</u>	<u>Credit</u>	<u>W/P Ref</u>
732.778	Tax Inc Fin - Expense - Peek Prin	-	-	Y-23
732.779	Tax Inc Fin - Expense - Peek Int	-	1,016.91	Y-23
732.787	Tax Inc Fin - Expense - TVHD Prin	-	-	Y-23
732.788	Tax Inc Fin - Expense - TVHD Int	-	-	Y-23
732.797	Tax Inc Fin - Expense - Grimes Prin	-	-	Y-23
732.798	Tax Inc Fin - Expense - Grimes Int	-	1,638.45	Y-23
732.801	Tax Inc Fin - Expense - CNG Prin	-	-	Y-23
732.802	Tax Inc Fin - Expense - CNG Int	-	27,603.33	Y-23
732.803	Tax Inc Fin - Expense - Lindner Prin	-	-	Y-23
732.804	Tax Inc Fin - Expense - Lindner Int	-	1,995.00	Y-23
732.805	Tax Inc Fin - Expense - USA Beip Prin	-	-	Y-23
732.806	Tax Inc Fin - Expense - USA Beip Int	-	-	Y-23
732.807	Tax Inc Fin - Expense - Bottle Rocket Prin	-	-	Y-23
732.808	Tax Inc Fin - Expense - Bottle Rocket Int	-	-	Y-23
732.809	Tax Inc Fin - Expense - Two Crks Prin	-	-	Y-23
732.810	Tax Inc Fin - Expense - Two Crks Int	-	-	Y-23
732.811	Tax Inc Fin - Expense - Rail Hot Prin	-	-	Y-23
732.812	Tax Inc Fin - Expense - Rail Hot Int	-	-	Y-23
100.054	Gen - Other Receivable	8,914.90		Y-23
142.03	Tax Increment Financing	-	72,948.14	Y-23
137.06	Other - Deferred Revenue (TIF)	-	34,781.98	Y-23
731.77	Tax Inc Fin - Revenue - Admin Retente	-	3,999.62	Y-23
142.03	Tax Increment Financing	38,781.60	-	Y-23
142.03	Tax Increment Financing		4,543.03	Y-23
732.789	Tax Inc Fin - Expense - City Administ	4,543.03		Y-23

To remove revenue & expense pass through activity of TIF program and recognize related admin revenue and deferred reven and adjust accrued expense balance to actual.

	AJE 50a			
732.789	Tax Inc Fin - Expense - City Administ	9,953.96		PY AJE 50 (Gen -
100.054	Gen - Other Receivable		9,953.96	PY AJE 50 (Gen -

To reverse PY TIF receivable to City Admin expense account (keeping in line with PY receivable coded by major fund and a

	AJE 51			
100.08	Street - Grants Receivable			Y-19
521.910	Street - Revenue - Grant (General Fund Revenue)		2,887.00	Y-19
106.049	Capital Proj - Grants Receivable	2,887.00		Y-19

To adjust grants receivable to actual.

AJE 52 is null
AJE 53 is null

	AJE 54			
214.991	Elec - Depreciation Expense	590,740.87		I-01 and I's
313.991	Water - Depreciation Expense	318,930.98		I-01 and I's
413.991	WWTW - Depreciation Expense	401,487.45		I-01 and I's
502.994	Gen - Depreciation Expense	774,158.00		I-01 and I's
502.994	Gen - Depreciation Expense	-		I-01 and I's
100.021	Elec - Accumulated Depreciation		590,740.87	I-01 and I's
100.031	Water - Accumulated Depreciation		318,930.98	I-01 and I's
100.041	WWTW Accumulated Depreciation/Plant		401,487.45	I-01 and I's
100.061	Gen - Accumulated Depreciation		774,158.00	I-01 and I's
100.061	Gen - Accumulated Depreciation		-	I-01 and I's

To record depreciation expense and disposals

AJE 55 is null
AJE 56 is null

<u>Acct</u>	<u>Description</u>	<u>Debit</u>	<u>Credit</u>	<u>W/P Ref</u>
	AJE 57 is null			
	AJE 58			
107.02	Elec - Inventory	-		F-1
211.10	Elec - Dist/OM - Line Materials/SU	-		F-1
310.31	Water - Wells Operating/Maintenance		22,050.23	F-3
107.03	Water - Inventory	22,050.23		F-3
	To balance Utilities inventories at FYE			
	AJE 59			
522.10	Street - Dist/OM - Maint Supp/Eq	2,558.07		F-4
107.05	Street - Inventory		2,558.07	F-4
	To balance Street Fund inventory at FYE			
	AJE 60			
101.50	Cash - General Operating/Savings	(1,610,796.22)		V-1
101.54	Cash - Senior Shuttle	(39.87)		V-1
101.60	Cash - Fire Equipment Sinking Fund	(60.91)		V-1
101.516	Cash - Police - Equitable Sharing	24,170.00		V-1
101.52	Cash - Debt Service Fund	(100,116.31)		V-1
101.514	Cash - Construction Fund (Other)	11,857.18		V-1
101.57	Cash - Street	748,970.76		V-1
101.711	Cash - LB840 Economic Development Fund	65,464.80		V-1
101.565	Cash - CDBG Econ Dev Loan Fund	(65,474.99)		V-1
101.554	Cash - Community Development Block Grant	-		V-1
101.612	Cash - Cem Int - Guthman Trust	0.62		V-1
101.751	Cash - Tax Increment Financing	8,925.09		V-1
101.614	Cash - Cemetery - Perpetual Care	6,727.52		V-1
101.21	Cash - Electric Surplus	(425,475.63)		V-1
101.31	Cash - Water Surplus	1,184,290.24		V-1
101.41	Cash - Sewer/Wastewater Surplus	151,557.72		V-1
	#N/A			V-1
	To match assets on client trial balance to amounts shown on asset/liability/fund balance calculations for the fiscal year			
	AJE 61			
152.00	Elec - Equity - Net Inv in Capital Assets	22,737.81		V-1
153.00	Water - Equity - Net Inv in Capital Assets	21,308.28		V-1
154.00	WWTW - Equity - Net Inv in Capital Assets	(5,627.12)		V-1
155.00	Gen - Equity	366,126.76		V-1
155.10	Senior Shuttle - Equity	(1,029.94)		V-1
155.15	Park - Equity	(1,936.00)		V-1
155.20	New Sub Escrow - Equity	(1.14)		V-1
155.25	Construction - Equity	(1,058.76)		V-1
155.55	Police - Equity - Equity Sharing Fund	(6,677.45)		V-1
156.00	Street - Equity	(242,482.17)		V-1
157.00	Fire Dept - Equity - Sinking Fund	(28,221.87)		V-1
158.00	Unemployment Comp - Equity	(3,120.31)		V-1
159.00	Debt Service - Equity	(94,508.28)		V-1
159.612	Cemetery - Equity	(93.37)		V-1
159.614	Cemetery - Equity - Perpetual Care	(14,764.30)		V-1
159.615	Guthman Trust Cem Paving - Equity	(15.62)		V-1
160.00	Com Dev - Equity - Block Grant	0.96		V-1
161.00	CDB Grant - Econ Dev - Equity	43,089.19		V-1
162.00	TIF Funds - Equity	(2,249.20)		V-1
190.00	Econ Dev - Equity	(51,477.47)		V-1
	To match fund balances on client trial balance to amounts shown on asset/liability/fund balance calculations for the fiscal year			
	AJE 62			

<u>Acct</u>	<u>Description</u>	<u>Debit</u>	<u>Credit</u>	<u>W/P Ref</u>
155.05	Gen - Equity - Net Investment in Capital Assets	(556,007.00)		See Net Position
155.051	Gen - Equity - Unrestricted	556,007.00		See Net Position
152.00	Elec - Equity - Net Inv in Capital Assets	(820,883.00)		See Net Position
150.202	Elec - Current Year - Change in Equity	820,883.00		See Net Position
153.00	Water - Equity - Net Inv in Capital Assets	(289,078.00)		See Net Position
150.303	Water - Current Year - Change in Equity	289,078.00		See Net Position
154.00	WWTW - Equity - Net Inv in Capital Assets	(118,881.00)		See Net Position
151.404	WWTW - Current Year Change in Equity	118,881.00		See Net Position

To properly balance gv't wide statement equity and fund financial equity

	AJE 63			
110.022	Elec - Investments - Bond Reserve	105,836.39		B-1 p2
110.02	Elec - Investments		105,836.39	B-1 p2
110.023	Elec - Investments - Improvements	1,661.78		B-1 p2
110.02	Elec - Investments		1,661.78	B-1 p2
110.032	Water - Investments - Water Bonds	208,785.74		B-1 p2
110.03	Water - Investments		208,785.74	B-1 p2
110.042	WWTW - Investments - Bond Reserve		85,818.40	B-1 p2
110.04	WWTW - Investments	85,818.40		B-1 p2

To properly classify restrictions on certificates of deposit at fiscal year end

	Closing Entry			
000.555	AP DEAD Account	(87,722.14)		
150.202	Elec - Current Year - Change in Equity		(176,124.14)	
150.303	Water - Current Year - Change in Equity		76,742.58	
150.505	Gen - Current Year - Change in Equity		(92,759.30)	
151.404	WWTW - Current Year Change in Equity		104,418.72	

17,560,305.35	17,560,305.35
---------------	---------------

Management Signature of Approval

Date

City of Seward, NE
Tuesday, February 16, 2016
Regular Session

Item G6

**CONSIDERATION OF CONSTRUCTION OF A DESIGNATED
DOG PARK WITHIN THE CITY - Garrett Kuss, Pat Sanley,
Marilyn Varner**

Administrative Report: The Committee and Park and Recreation Board's preferred location is the middle location (on the attached map); second preferred is the furthest south location and the last is the northernmost location.

Following review and discussion, Council to approve the dog park in a specified location or provide other direction.

Staff Contact:

City of

SEWARD

P.O. Box 38 • 537 Main Street
Seward, Nebraska 68434
Phone 402-643-2928
Fax 402-643-2087

PUBLIC REQUEST FOR COUNCIL AGENDA ITEM OR ADMINISTRATIVE ACTION

DATE:

Feb.

NAME:

Garrett Kuss Marilyn Varner Pat Sanley

ADDRESS:

537 Main St

EMAIL ADDRESS:

-

TELEPHONE NO. 643-2928

EXPLANATION OF REQUEST:

Dog Park presentation

ACTION REQUESTED:

Approve the construction of a
Seward Dog Park

Will this agenda item require the expenditure of funds? Yes__ No ☒ ~~Unknown~~

Unknown

[Signature]

(Signature of requester)

Pat Sanley

(Print Name)

Council meetings are held on the 1st & 3rd Tuesdays of every month. All requests for the Agenda must be submitted by noon on the Wednesday preceding the Council meeting, any item received after this time would have to be of an emergency nature. Once a request is received, Administration will review it and determine whether or not it requires Mayor/Council action, or whether it is an item that needs to be handled by staff.

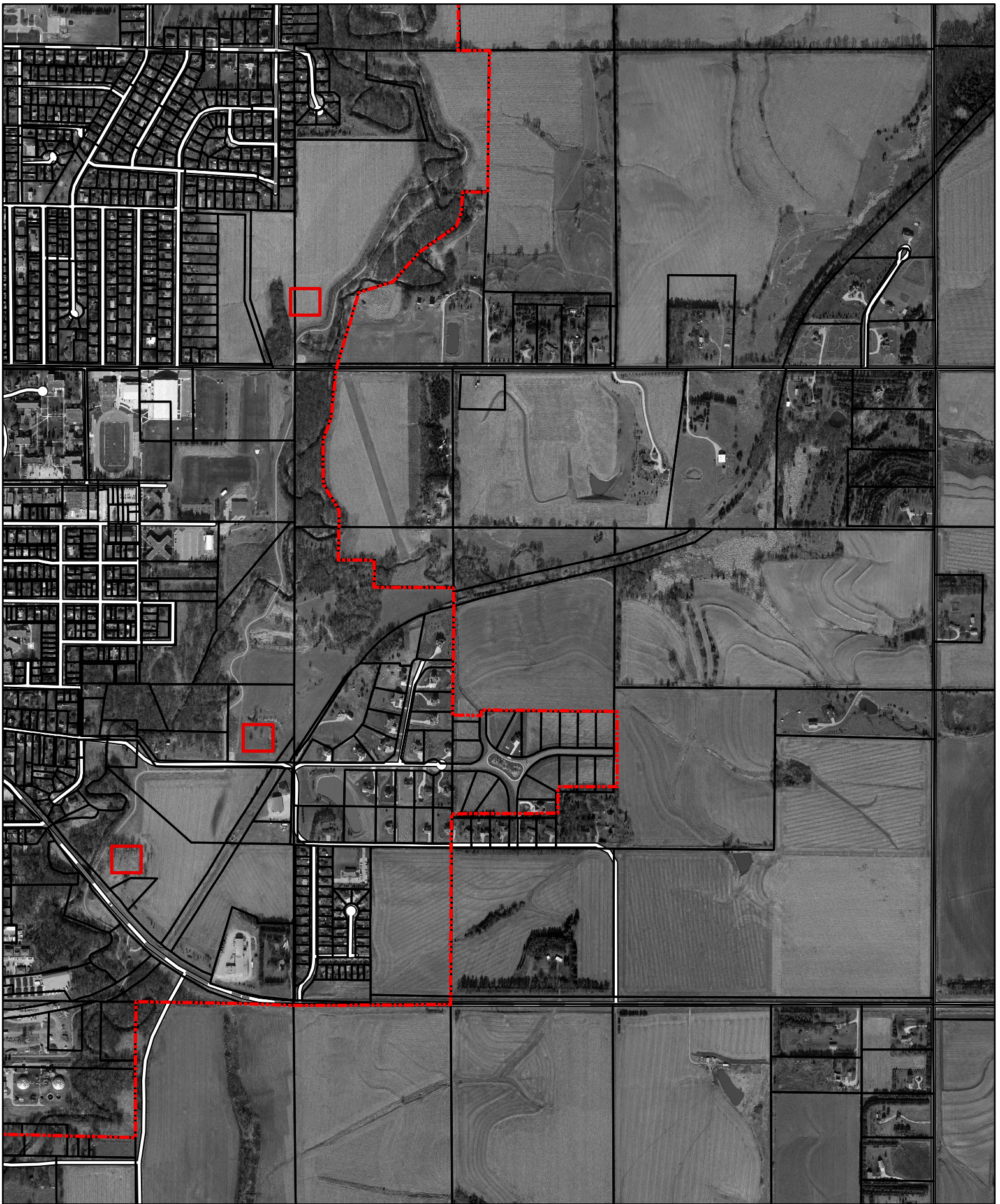
Received by:

Bonnie Otte
(City employee)

Date:

2/5/16

10:49 a.m



0 500 1,000 2,000 Feet

Future Dog Park Locations

SEWARD DOG PARK

ESTIMATED COSTS – JANUARY 2016

FENCE/GATES 67,600 SQ.FT.(1.55 ACRES)	\$2298.30
INSTALL WATER HYDRANT (CITY WATER DEPT.)	\$300
INSTALL SECURITY LIGHTING (CITY ELECTRIC DEPT.)	\$700
DOG PARK SIGNAGE	\$400
DOG PARK WASTE DISPENSER/BAGS	\$250
PARK BENCHES 4 @ \$250	\$1000
TRASH CANS	\$0
TOTAL	\$4948.30

DONATIONS FOR DOG PARK IN HAND — \$5360.10

The regular meeting of the Park and Recreation Board of the City of Seward, Nebraska, was held on Monday, January 11, 2016, at 5:30 p.m. at the Council Chambers in the Municipal Building, 142 North 7th Street. Members present: Andrea Baack, Melvin Bolte, Randy Chapp, Kenneth Schmieding, Lana Urban; Absent: Dennis Erks, Justin Hartman, Brady Johnson, Sandy Wright. Others in attendance: Park/Recreation/Cemetery Director Steve Ferguson, Recreation Director Assistant Patricia Sanley, Assistant Park Director Robert Core, Councilmember Ellen Beck, Suzanne, Nikolas & Stefan Gligorevic (SnowMotion).

Notice of the meeting was given in advance thereof by posting in the following places: City Hall, County Courthouse, Seward Memorial Library and Municipal Building. Availability of the agenda was communicated in the advance notice of the meeting. All proceedings hereafter shown were taken while the convened meeting was open to the attendance of the public. A copy of the Open Meetings Act is posted at this location for public inspection.

1. ELECTION OF BOARD CHAIRMAN, SECRETARY & COMMITTEE ASSIGNMENTS

Chairman Bolte is stepping down after 50 years of service, many as Chairman of the Board. The Board commended Bolte for his dedication over the years to the Park & Recreation Board.

Chapp was nominated for Chairman in a motion by Urban, seconded by Baack. No further nominations were received. Chapp was unanimously approved as Chairman. Chapp moved, seconded by Baack, that Wright and Urban serve as Co-Secretaries, Motion carried unanimously. No action taken on the vice-Chairman position, since this item did not appear on the agenda. This item will be discussed at a future meeting.

Mayor Eickmeier will soon seek reappointments/replacements for the Baack/Urban/Bolte terms. Committee assignments were tabled until appointments are completed.

2. CONSENT AGENDA ITEM

Moved by Baack, seconded by Schmieding, that the minutes of October 5, 2015 be approved. Motion carried unanimously.

3. DOWDING POOL CONCESSION OPERATION

Suzanne Gligorevic, along with her sons Nikolas and Stefan, offered their services as "SnowMotion" to operate the Dowding Pool concession stand. The Board was mailed a proposal from SnowMotion this past week. Pat Sanley reported that during the years the City ran the concession stand, a loss of revenue occurred. Before the City ran the stand, private families ran it. Vending machines have been used in recent years with profit in 2015 of \$906.00.

SnowMotion is proposing to offer 15 percent of the gross sales in exchange for the use of the space. It is hard to predict future sales, but better menu choices could boost sales. Gross sales of \$6,000 would generate \$900 to the City.

Questions, and discussion followed. Scheduling of concession stand hours would run coincidentally with open pool hours. SnowMotion would carry their own insurance. No cost to the City for construction or setup would occur. Other essential items such as clean-up, not specifically written in the proposal, could be worked on with Steve Ferguson and Pat Sanley.

Moved by Chapp, seconded by Urban, to allow SnowMotion to meet with Steve Ferguson and Pat Sanley to work out details for a mutually-agreed-upon proposal to operate the Dowding Pool Concession Stand, and upon completion, to forward the results to the City Council for their approval. The motion unanimously carried.

4. DOG PARK UPDATE

Pat Sanley presented a report on the progress of the dog park. Donations for the dog park total \$5,361.01. The estimated total cost for construction of the dog park is \$4,948.30, which includes 67,600

square foot of four-feet high welded wire fencing \$2,298.30 (Orscheln Farm & Home bid); installation of water hydrant by City Water Dept. \$300.00; installation of security lighting by City Electric Dept. at entrance \$700.00; Signage \$400.00; Waste dispenser and bags \$250.00; Park benches (4 at \$250.00 each) \$1,000.00; and Trash cans \$0.00 (Public properties have available).

A map of three proposed future dog park locations was distributed. Locations include: East Seward Street near Plum Creek Trail; North of parking lot near the Parade of Flags on East Highway 34; north of East Hillcrest Dr. near Plum Creek Trail (east of future Karol Kay Blvd. extension). The Committee's Number One recommendation is the location on East Seward Street. The Committee has collected 200-300 signatures in favor of a dog park. The space for large dogs is 270 feet by 270 feet, and the space for small dogs is 10 feet by 270 feet.

Discussion followed on hours of operation, maintenance, loitering, etc. The Board proposed the Committee prioritize their locations.

Baack moved, seconded by Chapp, that the dog park committee forward their proposal to the City Council for their approved, with their three preferred locations in order of preference. Motion carried unanimously.

5. SEWARD COMMUNITY GOLF COURSE UPDATE

The City will be maintaining the golf course and has established golf course fees by resolution on January 5, 2016 (copy attached). Bruce Smith and Steve Ferguson have been conducting interviews for the positions of golf course superintendent and shop manager. A golf committee will be appointed from the Board to work closely with administration during the initial season. Councilmember Ellen Beck reported that she is getting citizen input concerning league play and opportunities for play. The City Council is conscious of junior play and fixing fees to allow play for that age group. A new golf cart lease has been signed.

6. WINTER RECREATION/PUBLIC PROPERTIES ACTIVITY REPORT

YOUTH WRESTLING - Wrestling concluded in December. with 55 participants. Bob Core, Josh Schoepf and the high school wrestlers were instructors for the program.

YOUTH BASKETBALL - Youth basketball is underway, with practices being held in January. Games begin January 23 and run until the end of February.

WOMEN'S VOLLEYBALL - Women's volleyball continues on Sunday evenings at the elementary school gym. The season will end January 17.

MEN'S BASKETBALL - Men's open gym basketball continues on Wednesday evenings at 6:00 p.m. at the middle school. Their season runs until spring.

BASEBALL/SOFTBALL - Registrations will be distributed for youth baseball and softball. Older groups sign up by February 1, with many schedules completed by that time. The younger groups will sign up in February.

POOL - Applications are available at City Hall for summer employment at Dowding Pool. Employment ads will run until January 20, 2016. Interviews will be conducted by the first part of February. Pat Sanley, Doug Pollak and Randy Johner completed and passed the Certified Pool Operator (CPO) course in December. They are certified as operators of aquatic facilities issued by the National Swimming Pool Foundation.

PUBLIC PROPERTIES - Work being completed includes: painting trash cans, repairing picnic tables and park signs, winter maintenance on equipment and painting the shop floor. Snow removal will be completed as needed throughout the winter.

7. THE LAST FIFTY YEARS

Mel Bolte was presented a plaque for his services from the Board at the last meeting. Mr. Bolte made note of some of the accomplishments along the way, including: 1967 Centennial Park is named after Seward's Centennial marking 100 years as a city; In early years, weed whips and walk-behind mowers were used; Steve Ferguson was hired March 3, 1980 and will retire April 15, 2016, with 36 years of service; Plum Creek Trail was built 2001-2003; Plum Creek Sports Complex built in 2002; Seward Dowding Pool renovation 2002-2004, opening in July of 2004; Cattle Athletic Training Facility building opened in 2010;

Mr. Bolte applauded Mr. Ferguson's mentoring service over the years. Mr. Bolte thanked all of the many board members he has served alongside throughout the years. The Board, in return, thanked him for his time and effort to the community.

The meeting was adjourned at 6:45 p.m. in a motion by Chapp, seconded by Bolte. The motion was unanimously approved.

the next meeting is scheduled for Monday, April 4, 2016 at 5:30 p.m.

Lana Urban, Co-Secretary

Seward Dog Park

My name is Garrett Kuss and I am part of Troop 256. I have been working with the parks and rec. department and the dog park committee to install a dog park in Seward. I have to come to these groups in hopes of making this my eagle project. If approved the Boy Scouts and I would clear the area of debris, and then after the parks and rec. digs the holes with the auger the scouts will fill the holes with the poles and cement. Then we will set up the fencing and install final touches. I have also started a Facebook page to see what interest there is for a dog park in Seward.

City of Seward, NE
Tuesday, February 16, 2016
Regular Session

Item G7

**CONSIDERATION OF AN ORDINANCE DIRECTING THE
CONVEYANCE OF REAL PROPERTY TO THE STATE OF
NEBRASKA FOR NATIONAL GUARD MUSEUM - John Hughes**

Administrative Report: Following review and discussion, approval the ordinance would be in order.

Staff Contact:

Regarding the City Park property, while in the process of being transferred to the Armory it was discovered that the property located in what was termed as the “Park Addition”, had not been previously platted. The City had been sent a document from the Armory personal titled “Exhibit A” which identified the parcel to be transferred. This parcel had a 10 ft by 35 ft panhandle at the south side of the property running to the east away from the park area to be retained.

In order to transfer the property correctly this parcel located in the Park Addition (located at the west end of the Armory), needed to be platted with Lot 1 being the property to be transferred, and Lot 2, being the property that the City would retain as park property. It was during the time of the platting that it was questioned why the City would retain the panhandle offshoot in its possession. This would only provide more maintenance for the City. After conferring with the Armory about running the property line due south and eliminating the panhandle, Lt. Shane Martin indicated that this removal of the panhandle would be a better layout for all parties involved. Therefore, the new “Exhibit A” will reflect the squaring off of the property. This procedure required new legals and therefore brought back to council for approval.

ORDINANCE NO. 2016-__
CITY OF SEWARD, NEBRASKA

AN ORDINANCE TO DIRECT THE CONVEYANCE OF REAL PROPERTY TO THE STATE OF NEBRASKA IN ORDER FOR THE NEBRASKA ARMY NATIONAL GUARD TO COMPLETE THE RECONSTRUCTION OF THE STATE OF NEBRASKA ARMORY SITE INTO THE NEBRASKA NATIONAL GUARD MUSEUM; TO PROVIDE FOR PUBLICATION OF THIS ORDINANCE IN PAMPHLET FORM; TO PROVIDE FOR A TIME WHEN THIS ORDINANCE SHALL TAKE EFFECT.

SECTION 1. The City of Seward, Nebraska ("City") owns that certain real property commonly known as 10th Street and Jackson Avenue and legally described as:

DESCRIPTION OF A PART OF "PARK" AS DESIGNATED ON THE ORIGINAL PLAT OF HARRIS, MOFFITT AND ROBERTS ADDITION TO THE CITY OF SEWARD (MORE PARTICULARLY DESCRIBED AS FOLLOWS)

BEGINNING AT A POINT 80.0' SOUTH OF THE SOUTHWEST CORNER OF BLOCK 66, HARRIS, MOFFITT AND ROBERTS ADDITION; THENCE IN AN EASTERLY DIRECTION, ALONG THE SOUTHERLY RIGHT-OF-WAY LINE OF NORTH JACKSON AVENUE, ON AN ASSUMED BEARING OF S 89°53'41" E FOR A DISTANCE OF 98.00' THENCE S 00°02'13" W FOR A DISTANCE OF 150.28' TO A POINT ON THE NORTHERLY RIGHT OF WAY LINE OF SOUTH JACKSON AVENUE THENCE N 89°53'41" W, ALONG THE NORTHERLY RIGHT OF WAY LINE OF SOUTH JACKSON AVENUE, FOR A DISTANCE OF 34.95' THENCE N00°00'59"W FOR A DISTANCE OF 45.30' THENCE N89°51'48"W FOR A DISTANCE OF 62.94' TO A POINT ON THE EASTERLY RIGHT-OF-WAY LINE OF NORTH 10TH STREET THENCE N 00°00'00" E, ALONG THE EASTERLY RIGHT-OF-WAY LINE OF NORTH 10TH STREET FOR A DISTANCE OF 104.95' TO THE POINT OF BEGINNING AND CONTAINING AN AREA OF 11,868 SQUARE FEET

SECTION 2. The City currently owns and maintains the Property, which is adjacent to the Nebraska Army National Guard armory site, which is currently being reconstructed into the Nebraska National Guard Museum.

SECTION 3. The Nebraska National Guard has requested the City's conveyance of the Property in order for it to be able to obtain federal funding for completion of the last phase of construction of the Nebraska National Guard Museum. State ownership is required in order for the Nebraska National Guard to be able to invest facility funds for construction and maintenance of the Property.

SECTION 4. Neb. Rev. Stat. § 16-201, which governs the operation of Cities of the First Class, authorizes the City to convey the Property to the State of Nebraska without further auction, bidding or proceedings.

SECTION 5. Seward Municipal Code § 8-102 authorizes the City to convey the Property to the State of Nebraska without further proceedings.

SECTION 6. The City desires to convey the Property to the State of Nebraska so that the City and its residents may benefit from the use of the Nebraska National Guard Museum and so that the City may obtain the relieved burden of maintenance and liability of the Property.

SECTION 7. The City hereby approves the conveyance and transfer of the Property to the State of Nebraska in accordance with the authority under Nebraska law and the Seward Municipal Code.

SECTION 8. The Mayor of the City is hereby authorized to execute a Warranty Deed and to take all actions necessary to effectuate the transfer of the Property to the State of Nebraska.

SECTION 9. Pamphlet Form; Publication, When Operative. This ordinance shall be published in pamphlet form and shall be in full force and effective from after its passage, approval, and publication or posting as required by law and city ordinance.

Passed and approved this 16th day of February, 2016

CITY OF SEWARD, NEBRASKA

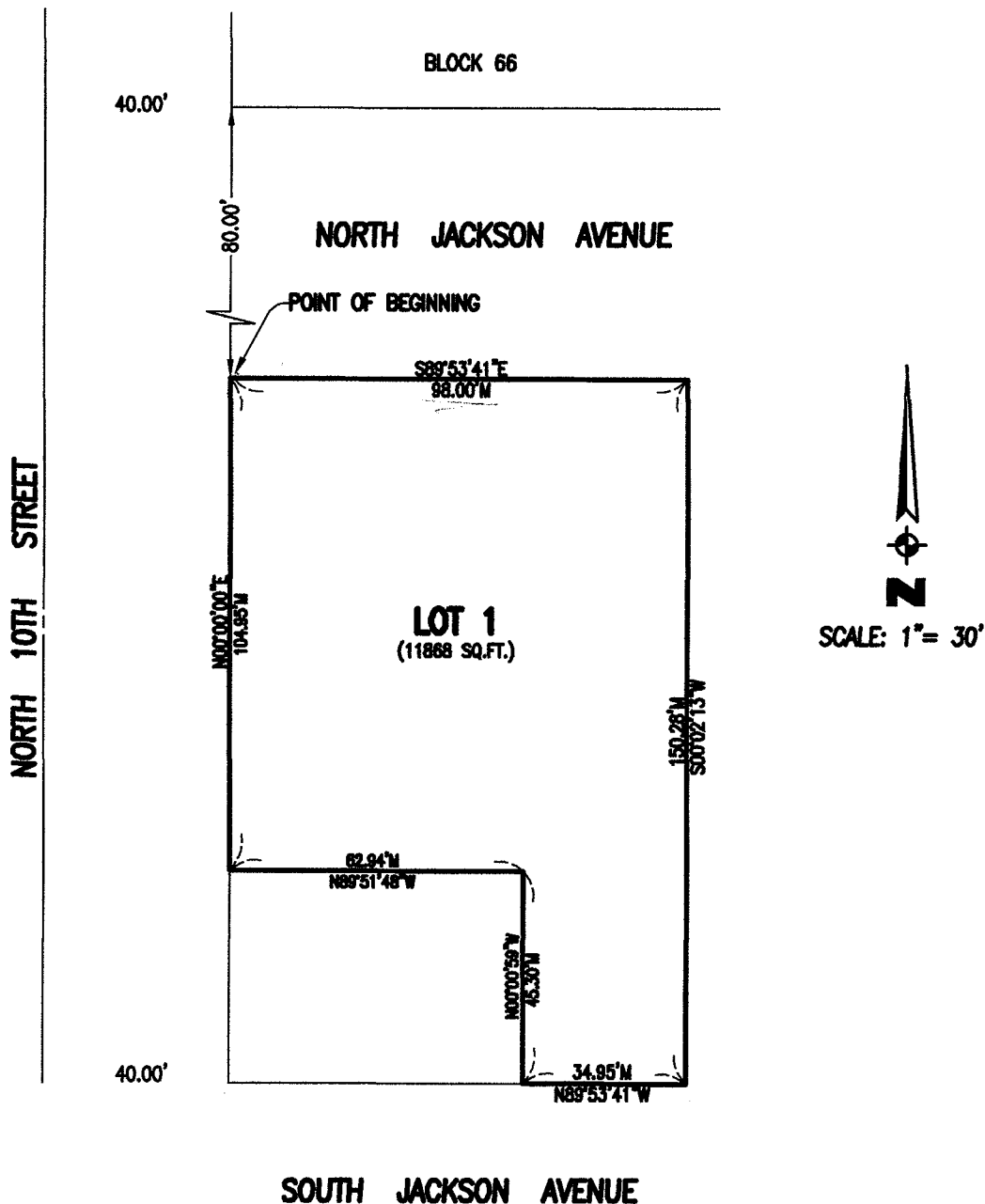
ATTEST:

Joshua Eickmeier, Mayor

Bonnie Otte
Assistant Administrator/
Clerk-Treasurer/
Budget & HR Director

(SEAL)

EXHIBIT "A"



LEGAL DESCRIPTION:

DESCRIPTION OF A PART OF "PARK" AS DESIGNATED ON THE ORIGINAL PLAT OF HARRIS, MOFFITT AND ROBERTS ADDITION TO THE CITY OF SEWARD (MORE PARTICULARLY DESCRIBED AS FOLLOWS)

BEGINNING AT A POINT 80.0' SOUTH OF THE SOUTHWEST CORNER OF BLOCK 66, HARRIS, MOFFITT AND ROBERTS ADDITION; THENCE IN AN EASTERLY DIRECTION, ALONG THE SOUTHERLY RIGHT-OF-WAY LINE OF NORTH JACKSON AVENUE, ON AN ASSUMED BEARING OF S 89°53'41" E FOR A DISTANCE OF 98.00'

THENCE S 00°02'13" W FOR A DISTANCE OF 150.28' TO A POINT ON THE NORTHERLY RIGHT OF WAY LINE OF SOUTH JACKSON AVENUE

THENCE N 89°53'41" W, ALONG THE NORTHERLY RIGHT OF WAY LINE OF SOUTH JACKSON AVENUE, FOR A DISTANCE OF 34.95'

THENCE N 00°00'59" W FOR A DISTANCE OF 45.30'

THENCE N 89°51'48" W FOR A DISTANCE OF 62.94' TO A POINT ON THE EASTERLY RIGHT-OF-WAY LINE OF NORTH 10TH STREET

THENCE N 00°00'00" E, ALONG THE EASTERLY RIGHT-OF-WAY LINE OF NORTH 10TH STREET FOR A DISTANCE OF 104.95' TO THE POINT OF BEGINNING AND CONTAINING AN AREA OF 11,868 SQUARE FEET

City of Seward, NE
Tuesday, February 16, 2016
Regular Session

Item G8

**CONSIDERATION OF A RESOLUTION SUPPORTING A NEW
ORGANIZATION OF SEWARD COUNTY CHAMBER AND
DEVELOPMENT PARTNERSHIP - Bruce Smith**

Administrative Report: Following review and discussion, a motion to adopt the resolution would be in order, or take other action.

Staff Contact:

Resolution No 2016-

WHEREAS, the Seward City Council support economic development initiatives across all of Seward County; and

WHEREAS, eight (8) development-related organizations in Seward County have been working together to develop a common vision and guiding principles for the future of Seward County; and

WHEREAS, these organizations (the Seward Area Chamber of Commerce, the Seward County Economic Development Corporation, the Seward Area Development Corporation, the Seward County Visitor's Committee, the Seward County Housing Corporation, the Milford Chamber of Commerce, the Utica Commercial Club and the Seward Arts Council) seek the adoption of a common vision by non-profits and governmental entities in Seward County and support the formation of a new, unified chamber and economic development organization to be known as the Seward County Chamber and Development Partnership.

NOW, THEREFORE BE, AND IT IS HEREBY RESOLVED by the Seward City Council that: the shared vision statement and guiding principles encompass all of Seward County and present an opportunity for all of the County to work together to achieve in the future; and

The Seward City Council does hereby adopt and embrace the vision statement and guiding principles as attached.

BE IT FURTHER RESOLVED that the Seward City Council supports the formation of the Seward County Chamber and Development Partnership and appoints City Council member Ellen Beck to be its representative when the organizational meeting is held.

The Seward City Council will assign the City's existing funding agreements in place for the fiscal year 2015-2016 for the Seward County Economic Development Corporation and the Seward Area Chamber of Commerce to the Seward County Chamber and Development Partnership upon organization of the new entity.

Mayor Eickmeier declared the resolution adopted.

Dated: February 16, 2016

Joshua Eickmeier, Mayor

ATTEST: _____
Bonnie Otte
Assistant Administrator
Clerk/Treasurer
Budget & HR Director

(SEAL)

City of Seward, NE
Tuesday, February 16, 2016
Regular Session

Item G9

CITY ADMINISTRATOR'S REPORT- Bruce Smith

Administrative Report: The City Council will receive an update on capital and other on-going projects.

Staff Contact:

CITY ADMINISTRATORS REPORT - 2-16-16

- Closed on the golf course. Now named Seward Community Golf Course. Still working on permanent financing. Should close on that the week of the 15th.
- Hired Dan Kahler to be the golf course superintendent and Drew Marr to be the golf shop manager
- Department head meetings as well as many individual meetings with employees through the week.
- Purchased a Point of Sale system for SCGC. Attended training on the new system with Drew.
- Attended the 2/9 Council Meeting.
- Met with Ryan Burger to discuss the audit.
- Met with a local business person to discuss a project he is working on and the possibility of using TIF.
- Attended a meeting on the proposed new joint Chamber/SCEDC organization.
- Received applications for a new Parks/Recreation/Golf/Cemetery Director to replace Steve Ferguson who is retiring on April 15.
- Attended a meeting with a local developer who is interested in developing housing lots in Seward.
- Met with BizCo to begin the change in IT companies. This change should save Seward \$20k+ per year.
- Met with Jill Martin of the Seward Independent to do a story on the golf course.
- Attended the Annual Employee Recognition Dinner.
- Attended the Aging Services Committee meeting.
- Met with Doug Brand of the Fair Board to discuss the proposed bike trail and the route it will go along the fairgrounds.
- Met with BlueStem Energy on the proposed wind project.

The departments are working on the following projects to name a few:

- The street department, along with help from the other departments, cleaned up Seward after snow storm.
- Did snow removal around all the City buildings and parking lots.
- All departments helped with the Employee Recognition Event.
- Trimming street trees and trees in parks and cemetery.
- Patching streets
- Working on Ox Bow clean out
- Public hearings on 1 & 6 Street Plan
- Drafting new Notice and Orders on open property maintenance cases
- Working with BizCo on future IT contract.
- Continuing the installation of LED street lights.
- Work continues on the 14th Street Substation project
- Continued Hauling sludge to city owned fields
- Seward County Justice Center inspections.
- Attended the Planning Commission Meeting
- Working on updating property maintenance code violation list.
- Constructed and erected the new golf course sign.
- Doing some work on the golf shop.
- Registration has begun for baseball programs.
- Men's basketball program continues.

- Women's 6 on 6 volleyball begins 2/14.
- Youth basketball games continue.
- Refurbishing and building new signage.
- Continuing with library programs
- General maintenance of all facilities, doing utility locates.

City of Seward, NE
Tuesday, February 16, 2016
Regular Session

Item G10

**FUTURE REQUESTS FOR COUNCIL AGENDA ITEMS OR
ADMINISTRATIVE ACTION - Mayor Eickmeier**

Administrative Report: This item is to allow Council members an opportunity to request future agenda items. To remain in compliance with the open meetings law, no discussion of an item will be allowed beyond what is necessary to clarify the request.

Staff Contact:

City of Seward, NE
Tuesday, February 16, 2016
Regular Session

Item G11

**ANNOUNCEMENT OF UPCOMING EVENTS - Mayor
Eickmeier**

February 22 & 23 - Nebraska League of Municipalities Midwinter Conference - Lincoln

March 9-11 - Nebraska Annual Planning & Zoning Conference - Kearney

Staff Contact:

City of Seward, NE
Tuesday, February 16, 2016
Regular Session

Item G12

MOTION TO ADJOURN

Staff Contact: