

City of Scottsbluff, Nebraska

Monday, February 7, 2022

Regular Meeting

Item Public Inp1

Council to receive the annual report from The Riverside Discovery Center.

Staff Contact: Kim Wright, City Clerk

	Year Ended 12/31/2020	Year Ended 12/31/2021
Support Income		
Direct Public Support	99,902.80	111,042.51
Restricted Support	134,502.64	81,680.32
Government Contracts	351,500.00	350,000.00
Government Grants	77,000.00	6,400.00
	<u>662,905.44</u>	<u>549,122.83</u>
Retail Sales		
Merchandise Sales	43,282.76	82,433.75
Concessions Sales	833.00	27,849.00
	<u>44,115.76</u>	<u>110,282.75</u>
Cost of Goods	<u>18,731.50</u>	<u>50,200.26</u>
Gross Margin Retail Sales	25,384.26	60,082.49
Admission Income		
Annual Memberships	72,692.87	97,436.94
Adult Admission	74,345.00	113,388.90
Child Admission	23,125.10	35,225.04
Toddler Admission	6,889.75	9,720.52
Senior Admission	5,667.30	9,785.05
Group Admission	3,186.00	14,674.97
	<u>185,906.02</u>	<u>280,231.42</u>
Other Income		
Rent Income	475.00	8,147.75
Special Events	24,389.60	52,501.00
Education	1,823.04	8,907.66
Investment Income	352.32	193.55
Feeder Income	19,842.84	34,253.17
Other Income	11,329.12	16,392.26
	<u>58,211.92</u>	<u>120,395.39</u>
Forgiveness Debt Income (PPP)	78,200.00	-
Gross Revenue	1,010,607.64	1,009,832.13

	2020	2021
Animal Care		
Other Animal Expenses	15,382.92	11,519.90
Animal Diet	60,209.15	61,730.61
Veterinary	17,820.81	18,224.15
	<u>93,412.88</u>	<u>91,474.66</u>
Contract Services	5,565.00	6,693.00
Facilities & Equipment		
Repairs & Maintenance	26,272.64	52,339.76
Facility Supplies	5,452.04	7,045.46
Taxes & Licenses	173.63	199.69
	<u>31,898.31</u>	<u>59,584.91</u>
Operating Expenses		
Operating Supplies	6,466.25	6,583.93
Dues & Subscriptions	5,946.43	9,335.88
Donations	393.00	1,497.00
Utilities	57,470.02	59,131.45
Merchant Fees	6,463.14	10,263.68
Other Expense	12,704.11	15,103.56
Advertising Expense	7,722.76	11,551.23
Interest Expense	8,437.34	6,300.19
Meetings & Staff Development	294.21	2,093.98
Insurance	31,534.66	33,115.25
	<u>137,431.92</u>	<u>154,976.15</u>
Payroll Expenses		
Salaries and Wages	404,626.48	395,209.91
Payroll Taxes	31,978.37	30,915.26
Workers Comp	27,156.16	20,552.70
Uniforms	992.00	320.00
	<u>464,753.01</u>	<u>446,997.87</u>
Special Events Expenses	4,367.42	10,136.15
Other Expenses	3,248.18	8,465.53
Total Expenses	740,676.72	778,328.27
Net Profit *	<u>269,930.92</u>	<u>231,503.86</u>

*Does not include annual depreciation expense.

- 2020 - principal payments of \$22,500 were made on bank loan
- 2021 - principal payments of \$142,500 were made, paying off bank loan



2021 ANNUAL REPORT




Despite another challenging year in 2021, Riverside Discovery Center not only survived but actually thrived through adversity. This would not have been possible without an incredible staff and a supportive community. After a tumultuous and painful 2020, guests were anxious for some normalcy. What better way to experience that than with a trip to the Zoo? 58,538 people enjoyed the Zoo's numerous features over the past year.

The spring started off right with an Easter weekend full of fun and exciting egg hunts for the children of the community. Not long after, our new concession stand, the Watering Hole, opened to the public. This feature has been requested by guests for years and I am thrilled that we are now able to offer light lunch and snack options.

Throughout the spring and summer, our staff and interns poured many hours into remodeling the front entrance, gift shop, and many of the fences throughout the Zoo. This has provided a much-needed facelift to some of the aging infrastructure Zoo-wide.

The Bear Brothers Habitat was open for its first full year. One of the largest grizzly bear exhibits in the country, this exhibit features a functional water tower that has become a centerpiece of the Zoo. Another attraction that opened this year was the Pop-Up Children's Museum, located inside the Heritage Barn. This interactive play area changes themes each month and provides a S.T.E.A.M.-based learning experience ideal for cold winters and hot summers.

Thank you for your support in 2021 and we look forward to an exciting 2022. Please read on for additional highlights.



LETTER FROM THE DIRECTOR

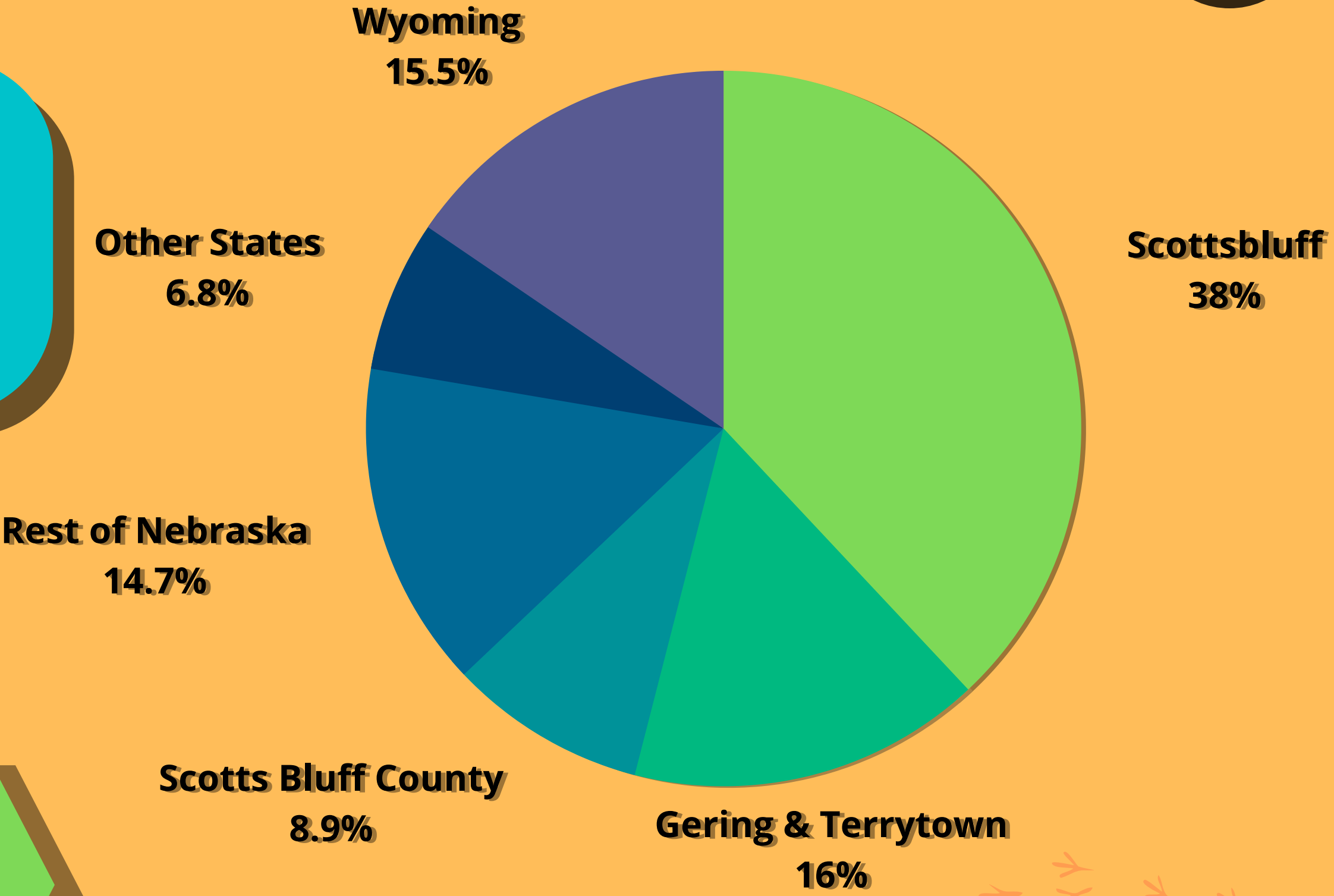


Anthony Mason
Executive Director

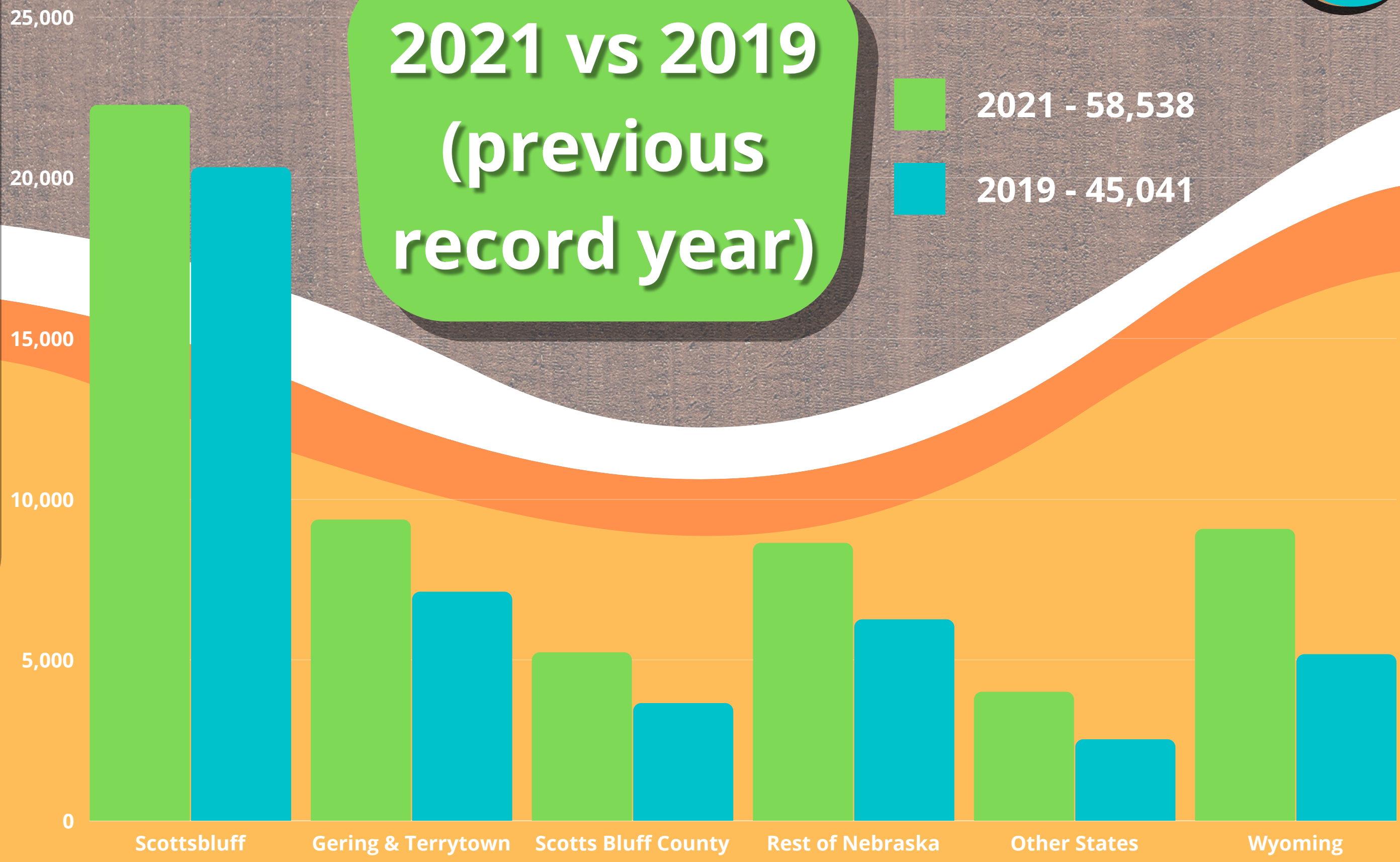


In 2021 RDC saw
record breaking
visitor numbers!

58,538



RDC saw
the biggest
percentage
increase
from
Wyoming -
over 75%



**Average
number of
households
with an RDC
membership**



1,000

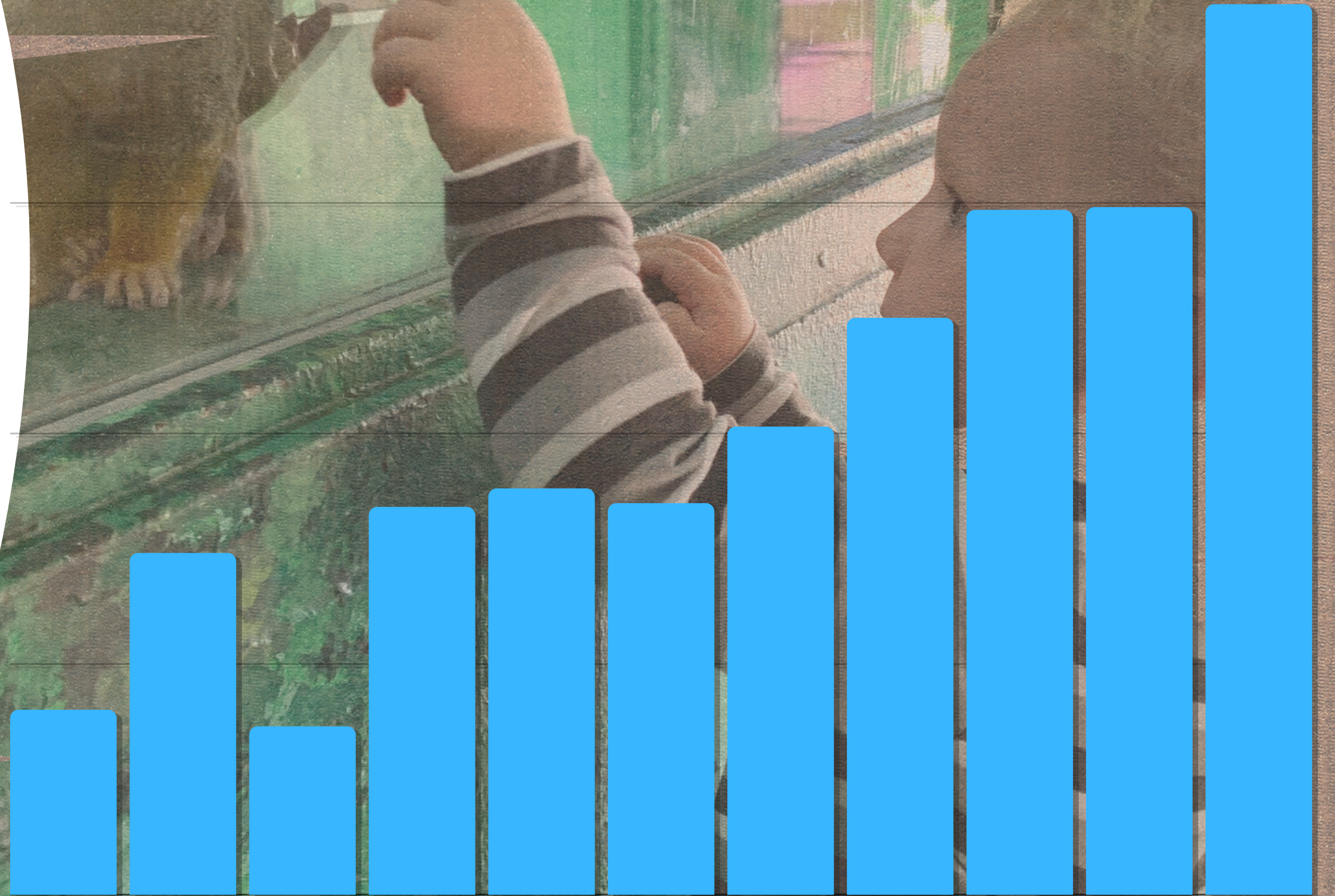
750

500

250

0

2011 2012 2013 2014 2015 2016 2017 2018 2019 2020 2021



POP-UP CHILDREN'S MUSEUM



DEBUTS
AT



**THIS EXCITING NEW
FEATURE BRINGS NEW
THEMES &
ACTIVITIES EACH MONTH,
ALL YEAR LONG!**

S.T.E.A.M. BASED LEARNING ACTIVITIES & PLAY

"Play is an important vehicle for developing self-regulation and promoting language, cognition, and social competence."

-From the 12 Principles of Child Development and Learning from the National Association for the Education of Young Children

7



Over 11,200
children &
adults
educated
through on-
site, off-site,
& virtual
programs



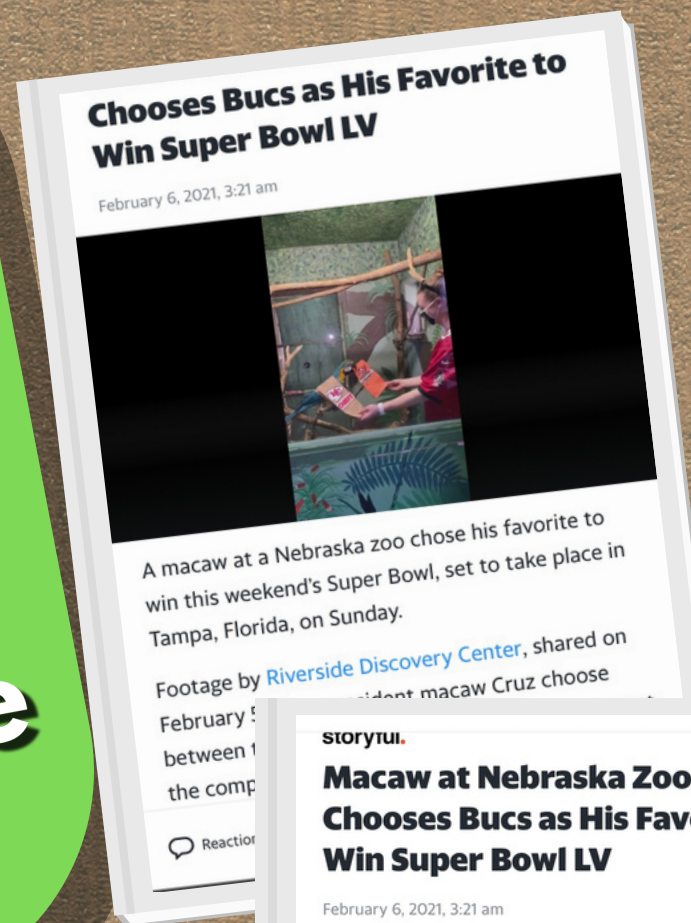
NEW ANIMALS

2 Puma cubs
1 Spider Monkey
3 Reeve's muntjacs
1 Madagascar crested ibis
14 Milky tree frogs
1 American badger
3 Asian brown tortoises
8 Chickens

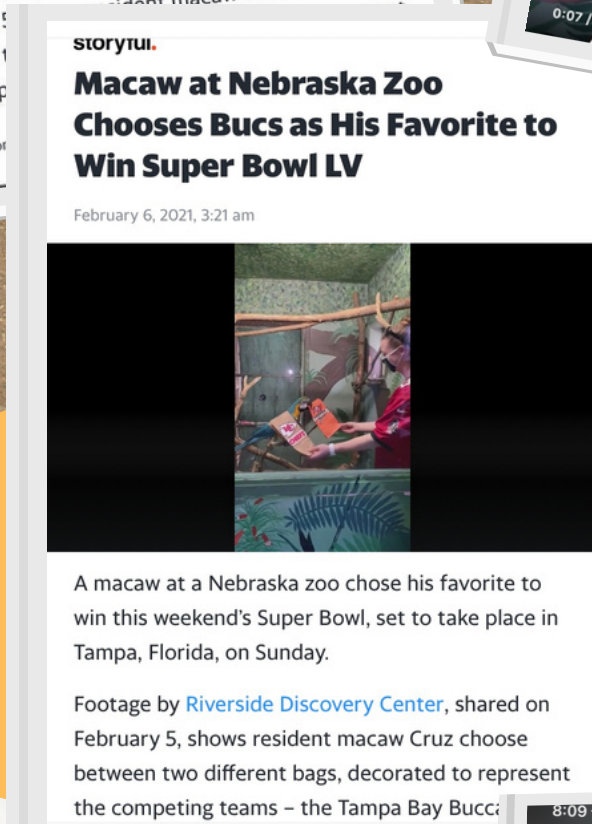
Not Pictured:
2 Black-breasted leaf
turtles
1 Virginia opossum
1 Highland cattle



Cruz, the Blue & Gold Macaw's Super Bowl pick is shared by media outlets around the world



10



Zoo Events: Bringing the Community Together



Spooktacular
Wild Lights
Free Day
Easter Egg Hunts
So Many More



**Volunteers, Docents,
& Interns logged
more than 10,000
hours of service**



12



Nothing
without our
incredible
team!



**2022 will bring upgrades
and expansions to the
Splash Pad, Raccoon,
Marble Fox, and Bobcat
exhibits**

