

City of Scottsbluff, Nebraska

Monday, September 16, 2019

Regular Meeting

Item Reports1

Council to receive the biennial Police Department Report.

Staff Contact: Kevin Spencer, Police Chief and Abby Yellman, Libr

Scottsbluff Police Department



Biennial Report 2017 - 2018

Table of Contents

I.	Mission / Vision Statement	1
II.	Core Values	2
III.	Department Goals	3
IV.	Personnel	4
	A. Sworn Personnel	4-5
	B. Civilian Personnel	5-6
	C. Sworn Personnel Age & Experience	6
	D. Organizational Chart	7
V.	Support Services Division	8
	A. Investigations	8
	B. Records Management	9
VI.	Operations Division	9
	A. Patrol	9
	B. Police Service Dog Program	10
	C. Training	10
VII.	Activity Summaries	10
	A. Scottsbluff Calls Comparison 2015-2018	11
	B. Call Comparisons of Local Agencies	11
VIII.	Offenses and Statistics	12
	A. 2017 Part I Offenses Reported by Agency	12
	B. 2017 Arrests Reported by Agency (<i>Homicide, Rape, Robbery,</i>	13-14

Assault, Burglary, Larceny, Motor Vehicle Theft and Arson)

C.	2017-2018 Arrests Totals by Gender	14
D.	2017-2018 SPD Arrest Totals by Race	15
E.	2017-2018 Arrest Totals by Ethnicity	15
F.	2017-2018 SPD Citations by Gender	15
G.	2017-2018 SPD Citations by Race	16
H.	DUI & Refusal Arrest Violations 4-Year Trend	16-17
I.	Child Abuse Investigations	17-18
J.	Part I/II and Non-Criminal Activity	19-20
K.	Traffic Accident Statistics	20-21
L.	2018 Code Compliance Activity – (Code Enforcement Officer Only)	21-22

IX. Revenues 22-23

X. School Resource Officers 23-24

XI. Animal Control 24

XII. Drugs & Weapons 25
(w/Colorado Marijuana Nexus Statistics)

THE SCOTTSBLUFF POLICE DEPARTMENT'S VISION AND MISSION STATEMENTS

VISION

To serve our community with **honesty, compassion** and **respect**.

MISSION

The mission of the Scottsbluff Police Department is to enhance **safety, service**, and **trust** with our community.

- Keep our community **safe** by preventing citizens from becoming victims of crime or from being injured in traffic collisions. This is our highest priority.
- Provide excellent **service** to the numerous requests we receive from the community. Our principle duty is to serve.
- Maintain the **trust** of our community. This trust provides every department member with the foundation required to carry out our duties. Without trust we simply do not have the authority to serve our public.

THE SCOTTSBLUFF POLICE DEPARTMENT'S CORE VALUES

To help in achieving our mission, the Scottsbluff Police Department has outlined the department's **core values**, or characteristics important to being a successful officer:

Integrity: The Scottsbluff Police Department is built upon a foundation of ethical and professional conduct. We are committed to the highest level of moral principles and ethics. All members of the department will adhere to the Law Enforcement Code of Ethics.

Honesty: We will be truthful and trustworthy at all times.

Candor: The freedom from prejudice or malice; fairness. We are committed to equal application of the law to offenders and members of the public as well as the equal application of rules and regulations to all members of the department.

Commitment: The trait of sincere and steadfast fixity on a purpose; the act of binding yourself (intellectually or emotionally) to a course of action. We are dedicated to meeting the demands of our profession and performing all duties to the best of our ability.

Courage: The ability to confront real or perceived fear in the face of pain, danger, uncertainty or intimidation. We are dedicated to meeting all challenges with the courage needed to accomplish our mission.

Competence: Properly or sufficiently qualified, capable, or efficient of performing the task; adequate for the purpose. We are committed to being qualified to handle the tasks which society expects from the police department.

Compassion: We understand our role as community caretakers, and temper our application of the law with compassion and empathy.

III. Department Goals

1. Continue to evaluate and implement policy and procedural changes that enhance the guidance and accountability of the department.
2. Recruit and retain the best possible police officers.
3. Provide quality training for all employees.
4. Promote police conduct that is responsive and sensitive to the needs of the community.
5. Require aggressive crime fighting to improve the utilization of patrol and investigative resources in the identification, arrest, and conviction of individuals committing criminal activity within our jurisdiction.
6. Require a professional work ethic and professional work product by officers engaged in routine police duties, and preliminary and follow-up investigations.
7. Enhance the role of department personnel in the planning and development process.
8. Recognize exceptional work by police employees.
9. Stress the responsibility of all employees to be accountable to the department and the community for all his/her actions.

IV. Personnel

A. Sworn Personnel

Police Chief	1
Kevin Spencer	
Operations Captain	1
Robert Straub	
Support Services Captain	1
Brian Wasson	
Patrol Sergeants	4
Philip Eckerberg Cody Enlow Steven Lopez Dominick Peterson	
Police Patrol Corporals	4
Matthew Broderick Matthew Herbel Matthew Brown Krisa Brass	
Police Patrol Officers	14
William Howton Bobbi Kuhlman Joshua Hansen Tyler Fliam Zackary Rada Ronald Wilson Michael Modec Royce Massie Tyler Webber Nathan Genoways	

Benjamin Luckinbill
Drew Roalkvan
Johnathan Weitzel
Michael Loutzenhiser

Investigations	5
----------------	---

Sgt. Lance Kite Brandi Brunz Joseph Rohrer Rob Kiesel Andrew Soucie

Total sworn personnel allotted for 2017/2018	30 of 31
--	----------

B. Civilian Personnel

Administrative Assistant	1
--------------------------	---

Crystal Wilson

Administrative Records Technician – Police	1
--	---

Theresa Anderson

Record Technicians – Police	2
-----------------------------	---

Kim Ott Nohemi Leal

Humane Officer	0
----------------	---

Compliance Officer	1
--------------------	---

Mike Brunz

School Crossing Guard / Alternates	10
------------------------------------	----

Sharon Brunkhardt Roger Gifford Linda Grieb Don Gross Dale Minge
--

Sandy V. Morales
Wanda Mueller
Martin Poole
Garry Teghtmeyer
Peggy Teghtmeyer

C. Sworn Personnel Age & Experience

Average Age of Sworn Personnel	38.4 years
--------------------------------	------------

Average Years of Police Experience / All Sworn Personnel	12.4 years
--	------------

Average Years of Police Experience / Command Officers	23.7 years
---	------------

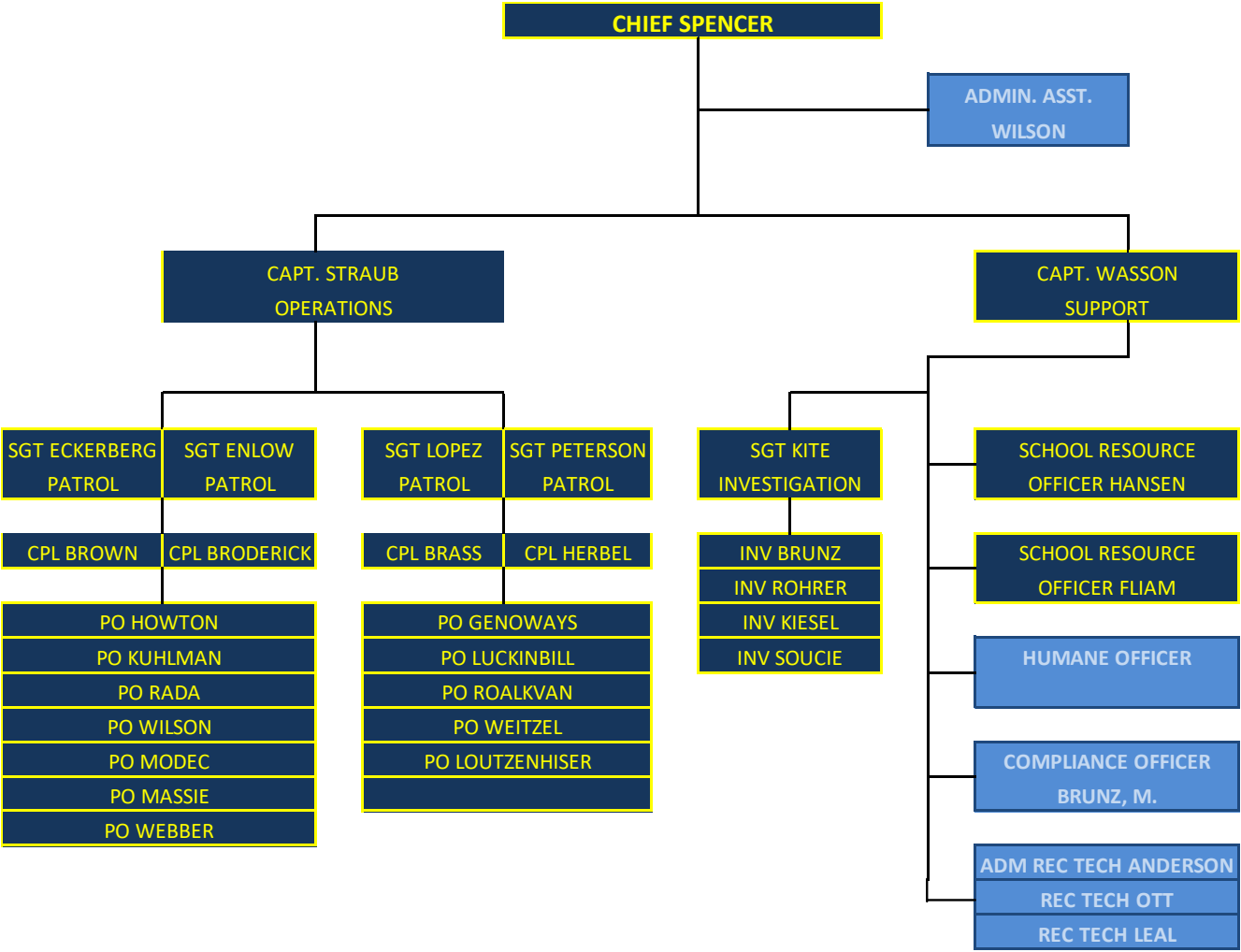
Average Years of Police Experience / Sergeants	20.6 years
--	------------

Average Years of Police Experience / Corporals	9.0 years
--	-----------

Average Years of Police Experience / Investigations	18.4 years
---	------------

Average Years of Experience/ Patrol	10.0 years
-------------------------------------	------------

D. Organizational Chart



V. Support Services Division

Support Services provides assistance to the operations division and provides administrative services to the community. Support Services includes the department's investigations division, SWAT Team and Explosives Ordinance Disposal (EOD) Unit. The Support Services Division is supervised by Captain Brian Wasson.

Support Services staff also includes the School Resource Officers, Animal Control Officer, City Code Compliance Officer, an Administrative Records Technician, two record technicians, and ten school crossing guards.

Activities of the School Resource Officers (SRO's) and the Animal Control Officer will be detailed within this report.

The records technicians perform a myriad of tasks from day to day. The record technicians process and route incident reports to the city and county prosecutors and enter data from reports and citations into records management systems.

There are several priorities within the division such as increasing technological capabilities of the department and enhancement of resources.

A. Investigations

Personnel assigned to this division investigate cases initiated by the patrol division as well as respond to and investigate larger cases and crime scenes. These cases often need additional and specialized follow-up like the application for search and arrest warrants, polygraph examinations or the collection of forensic evidence at crime scenes. The division is staffed with, one Administrative Sergeant, three criminal investigators and one drug investigator assigned to the WING Drug Task Force.

The Investigations Section is supervised directly by the Administrative Sergeant. The Administrative Sergeant and the investigators are assigned to work from 8:00 a.m. to 4:00 p.m. Monday through Friday. They also share on call assignment, normally being on call one week a month. One investigator in the division investigates the majority of child abuse and neglect cases referred to the department. The WING Investigator works a flexible schedule due to the nature of their assignment.

B. Records Management

In 2015 efforts to obtain a new records management system for the department commenced. With a group of area public safety administrators and users, the project began with formulation of a committee to address the needs of all public safety partners within Scotts Bluff County. Together this committee successfully identified and acquired a new software solution to provide Computer Aided Dispatch (CAD) and Records Management Systems (RMS) for all law enforcement, fire departments and the jail within Scotts Bluff County.

This was a large project and will serve all of the agencies participating. This project will significantly reduce the amount of time officers and staff is spending to enter data. It will dramatically increase the ability to use the information, a limitation of our current system. The most crucial goal of the project is to create the ability to share information with other agencies.

VI. Operations Division

Operations Division consists of the patrol division and also works in conjunction with the investigative division. Captain Tony Straub is in charge of the Division. The Operations Division is committed to providing excellent customer service and quality law enforcement. Our Patrol Officers not only respond to the day to day calls for service, but also initiate and complete investigations, enforce traffic statutes, city ordinances and accident investigations.

A. Patrol

The Patrol Section is comprised of 13 Patrol Officers, 4 Patrol Corporals and 4 Patrol Sergeants.

The position of Corporal was established in 2017 to help provide continuity and supervision to the four patrol teams. Officers are assigned to a Sergeant and Corporal, creating a team concept which helps to promote team cohesion and accountability within the division. Officers pick their Sergeants based on seniority and are assigned to a specific team for a period of one year.

B. Police Service Dog Program

With the retirement of Police Service Dog “Riki”, the department is formulating a plan to replace both the K-9 and train a new handler as well.

C. Training

Training is coordinated through the Operations Division. Officers receive training to increase proficiency in specific disciplines of law enforcement and to reduce liability. At this point the department is maintaining monthly training for the entire department with as much specialized training as possible.

Mandated annual training in Domestic Violence, Firearms and Emergency Vehicle Operation is included in the statutorily required 20 hours annual training, although annual firearms qualifications cannot. A portion of the mandated training can be done on-line and the Scottsbluff Police Department has already implemented on-line training for its Officers through LARM and the Nebraska Law Enforcement Training Center (NLETC).

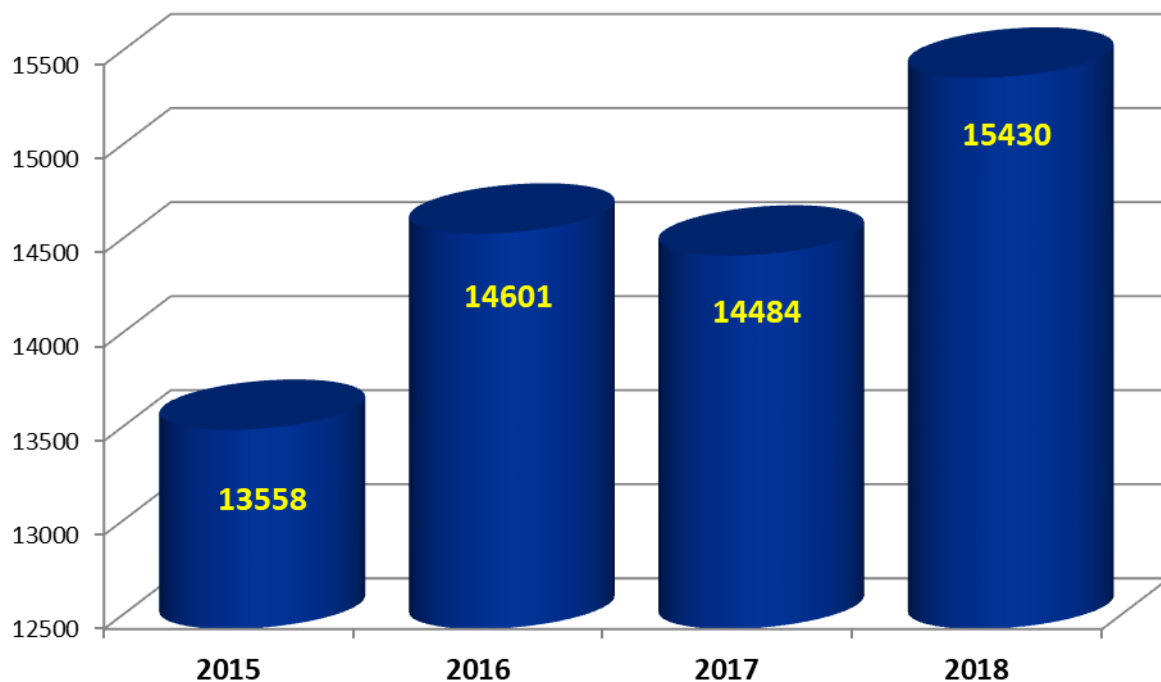
Scottsbluff Police Department has conducted two days of in-service training in Domestic Violence, Use of Force, and Emergency Vehicle Operations and may consider conducting this training twice annually. In 2017 there were a total of 2805 hours of continuing education hours conducted by members of the department. In 2018 a total of 3601 training hours were conducted by members of the Police Department.

VII. Activity Summaries

The graph below shows the number of calls received by the Scottsbluff Police Department for the past four years.

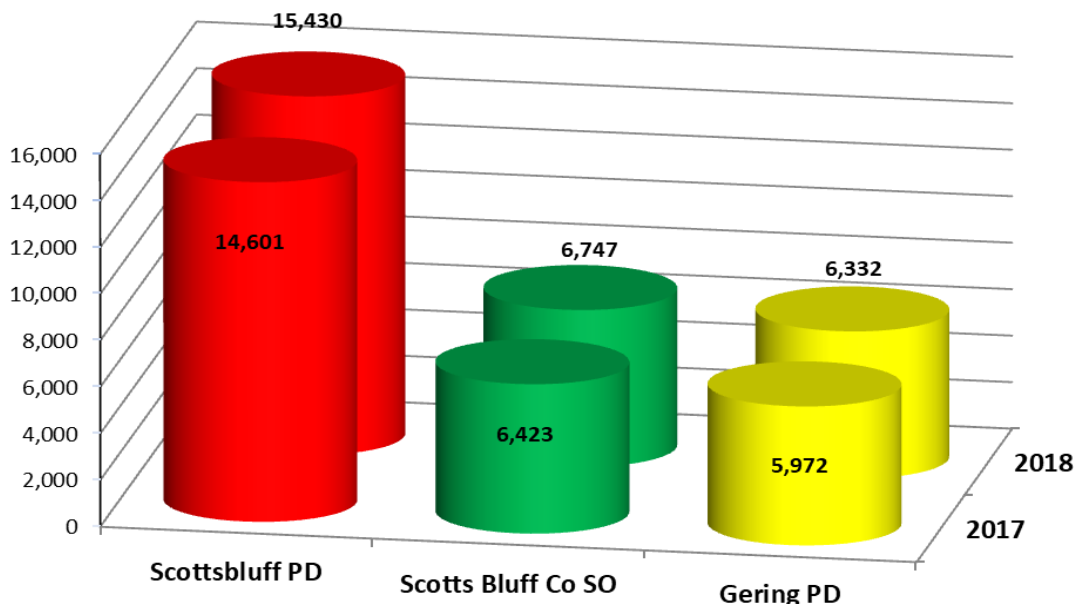
With the total calls for 2018 being 15,430, the department received an average of 42 calls per day and the average number of calls per officer is 593 for 2018.

A. Scottsbluff Calls Comparison 2015 - 2018



B. Call Comparisons of Local Agencies

The graph below shows the total number of calls received by the Scottsbluff Police Department compared to the Scotts Bluff County Sheriff's Office and Gering Police Department in 2017 and 2018. The Scottsbluff Police Department experienced an increase of 829 calls from 2017 while the other departments each experienced an approximate 300 call increase.



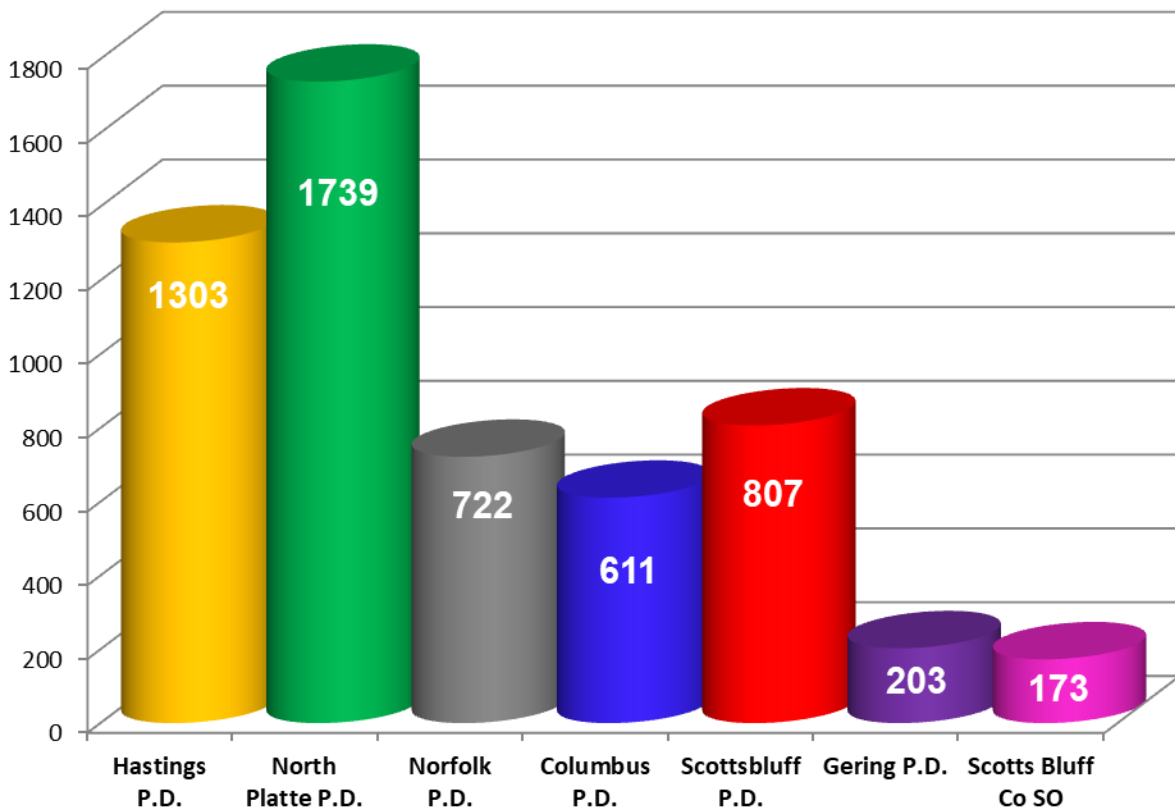
VIII. Offenses and Statistics

Numerous types of incidents are reported to and investigated by the police department on a daily basis. The following graphs show comparisons to the types of offenses identified through various investigations and how they compare to other police departments of similar size. *Offenses used in this graph are for reported crimes of Homicide, Robbery, Sexual Assault, all Assaults, all Thefts, Burglary, Auto Thefts and Arson only.*

This graph compares the total number of offenses reported by each of the respective police departments in 2017.

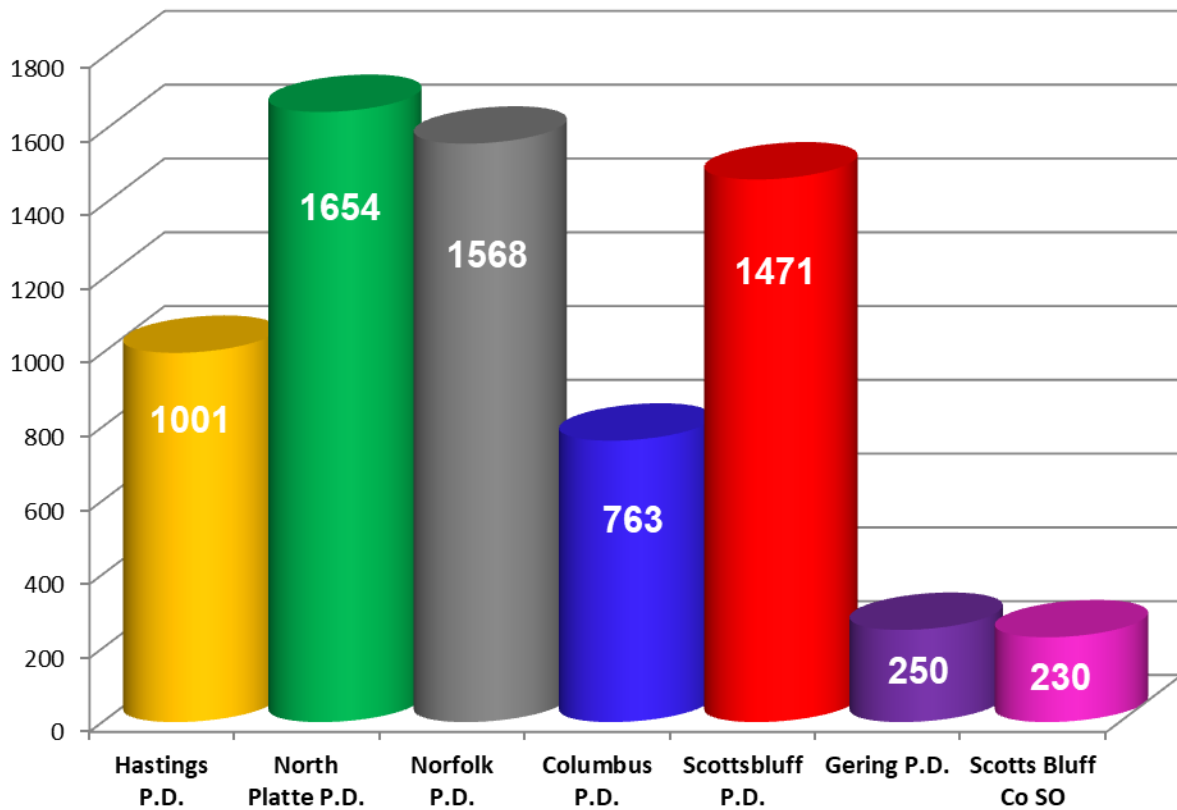
(2018 offense totals are not yet available from the Nebraska Crime Commission.)

A. 2017 Part I Offenses Reported by Agency



B. 2017 Arrests Reported by Agency

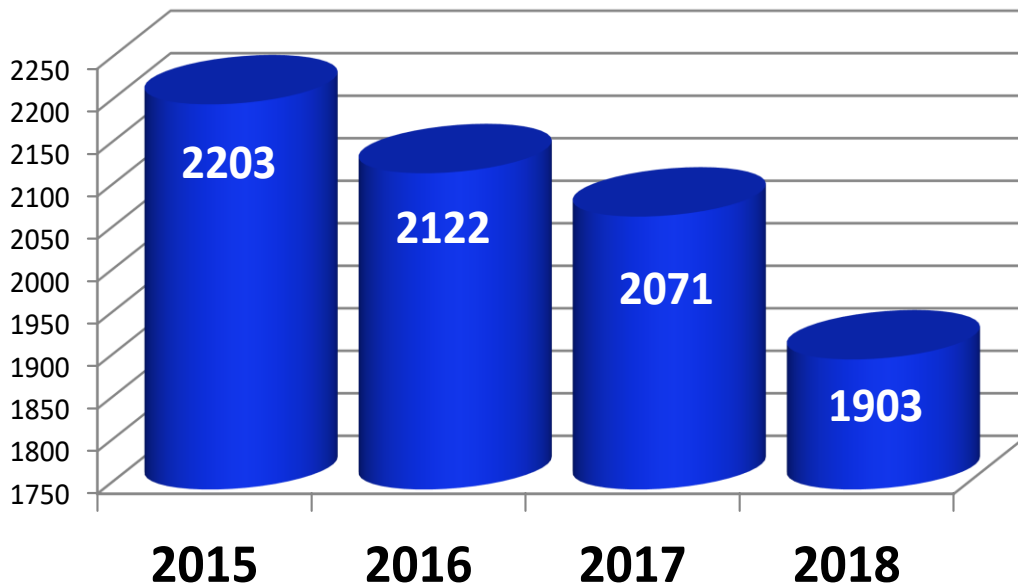
This graph compares the total number of crime arrests by each agency.
(2018 offense totals are not yet available from the Nebraska Crime Commission.)



This data is collected from the Nebraska Crime Commission

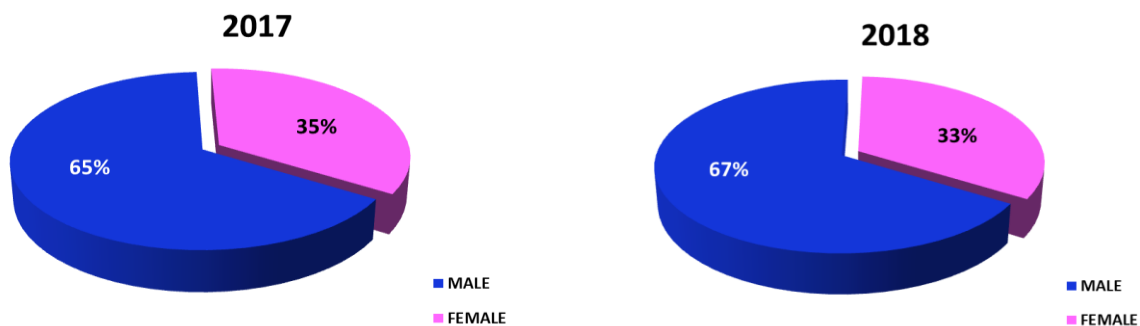
This graph shows the total number of all arrests by the Scottsbluff Police Department
(Part I and Part II Crimes and will include ordinance violations).

Total Arrests (SPD Only)

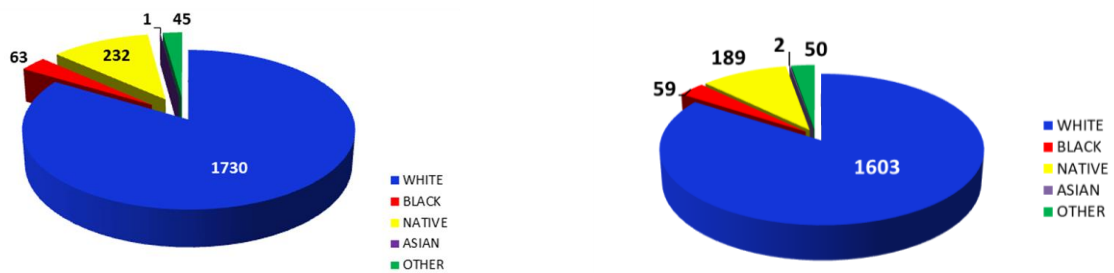


C. 2017 & 2018 Arrest Totals by Gender

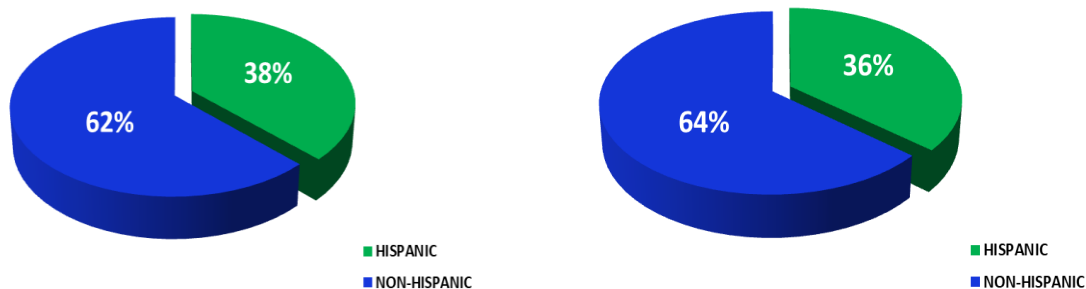
In 2017 & 2018 the total number of arrests for Part I and Part II Crimes as well as ordinance violations totaled 2071 (2017) and 1903 (2018). Below are several charts showing the ratios of these arrests by comparison.



D. 2017 & 2018 SPD Arrest Totals by Race

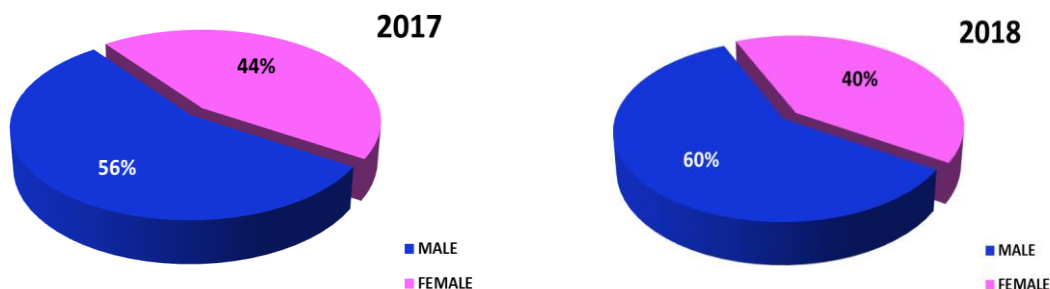


E. 2017 & 2018 Arrest Totals by Ethnicity

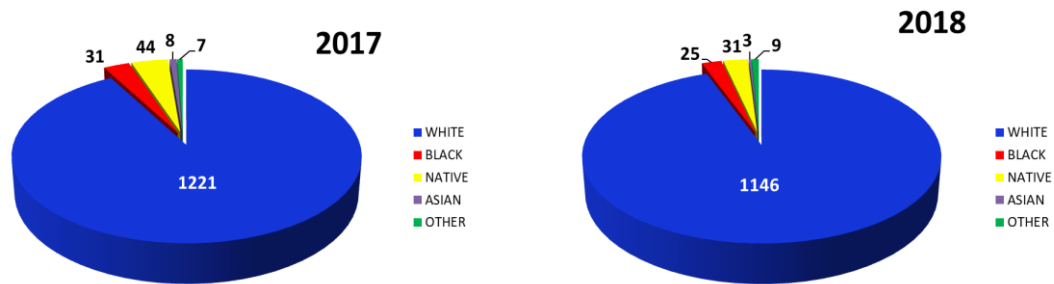


F. 2017 & 2018 SPD Citations by Gender

In 2017 the total number of citations issued was 1121 and 1079 in 2018. These citations do not reflect those issued for arrest of many crimes in which the offender was also jailed. Many of these will be traffic related violations. Below are several charts showing the ratios of these citations by comparison. These totals **do not** include warning citations. There were an additional 2714 & 2427 warning citations issued by the Scottsbluff Police Department in 2017 and 2018 respectively.

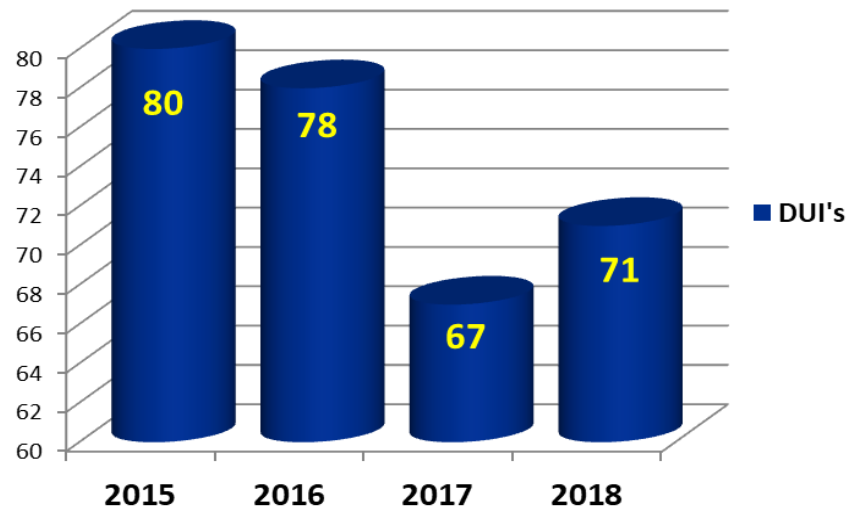


G. 2017 & 2018 SPD Citations by Race

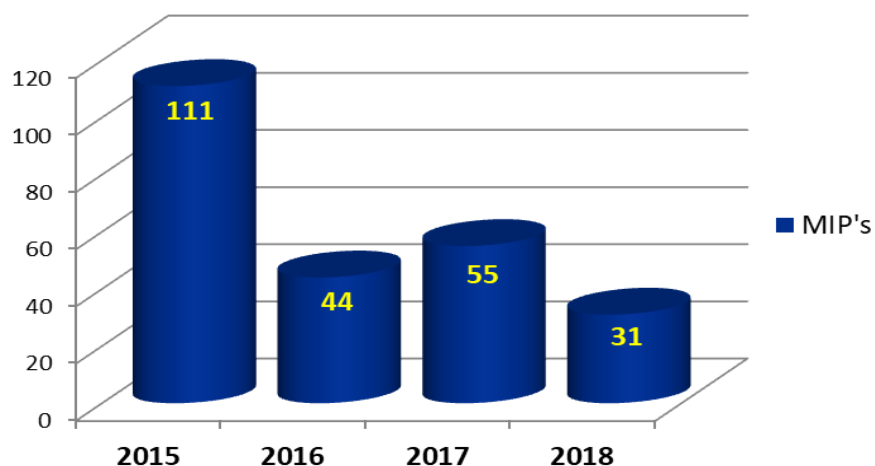


H. DUI Arrest Violations 4-Year Trend

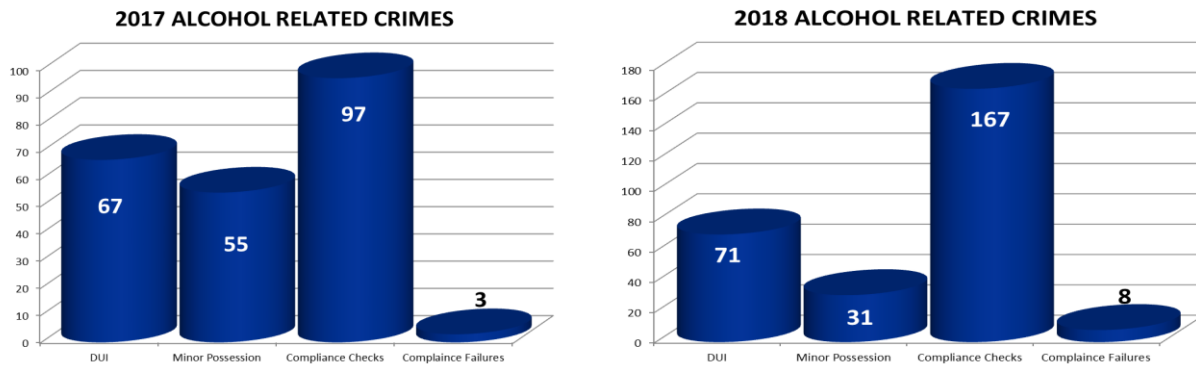
These charts show the number of persons arrested from 2015 through 2018 for the respective alcohol related violations. Below is the number of DUI arrests within the city for the past 4 years.



MINOR IN POSSESSION (MIP) ARRESTS 4-YEAR TREND



Liquor compliance check statistics are inclusive of the county wide effort. Scottsbluff Police Department works cooperatively with the Nebraska State Patrol, Scotts Bluff County Sheriff Department, Gering Police Dept. and the Panhandle Prevention Coalition. The funding for liquor compliance checks comes from the Office of Highway Safety.

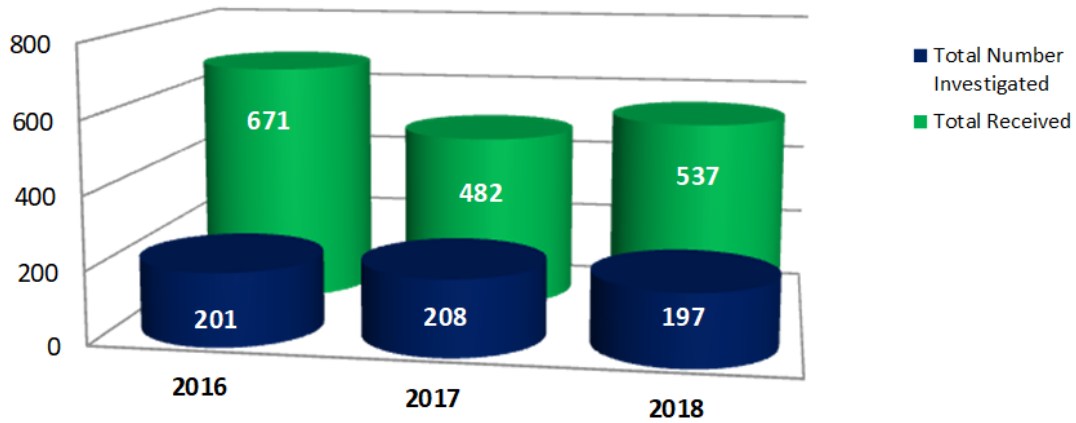


I. Child Abuse Investigations

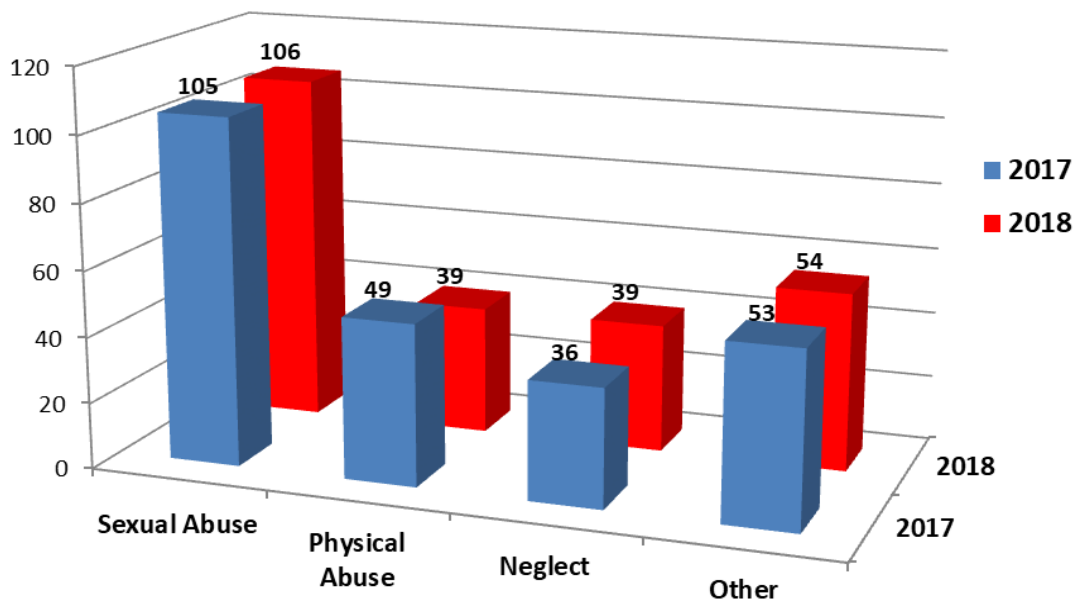
Scottsbluff Police Officers spend a considerable amount of time investigating allegations of child abuse and neglect. The vast majority of these reports come into the police department through the Nebraska Department of Health & Human Services (NDHHS) Hotline. The police department received approximately 500 reports of child abuse/neglect 2017 & 2018. Of these reports received over the past three years, more than 25% require an active investigation and most are conducted with an assigned HHS/Child Protection & Safety worker. These numbers also include domestic violence (DV) cases where children are present in the home at the time of occurrence. These investigations take multiple hours to investigate, coupled with forensic interviews of all children under the age of 17 at an accredited child advocacy center. The department works closely with the Department of Health and Human Services and staff at the CAPstone Child Advocacy Center with these sensitive investigations.

The graph below shows the activity that officers and investigators managed for the past 3 year period. The second graph shows the number of forensic interviews conducted at the CAPstone Child Advocacy Center in 2017 & 2018. Approximately 40% of these allegations involve sexual abuse or contact of a child.

Child Abuse and Neglect Reports received by SPD 2016 - 2018



2017 & 2018 CAPstone Forensic Interviews – by type



J. Part I/II and Non-Criminal Activity

Parts I Offenses include all felonies as well as felony and misdemeanor reports of larceny (thefts). The numbers of these reports in the past three years have remained stable.

Part I Offenses	2016	2017	2018
Homicide	2	0	0
Sexual Assault	31	40	33
Robbery	9	8	3
Assault (Felony)	28	32	39
Burglary	112	76	112
Thefts	643	590	534
Auto Theft	26	23	26
Arson	5	2	2
Total	856	771	749

Part II Offenses include many of the misdemeanor violations that most frequently occur throughout the city. Although many driving offenses are misdemeanors this chart does not show those violations.

Part II Offenses	2016	2017	2018
Assault	101	133	131
Check Offenses	11	18	8
Disorderly Conduct	75	67	66
Disturbances	1026	1147	1033
Narcotic Violations	223	255	241
Liquor Laws	19	13	41
Vandalism	202	197	175
Total	1657	1830	1695

This chart shows the number of service only calls the department responded to for the past three years.

Non-Criminal Activity	2016	2017	2018
Alarms	391	375	328
Assist the Public	1587	1660	1713
Assist other Agencies	518	519	647
Suspicious Circumstance	1514	1476	1497
Suspicious Person	223	253	271
Total	4233	4283	4456

K. Traffic Accident Statistics

The following section shows data outlining the activity of traffic accidents occurring in the city. Scottsbluff has a high collision rate in comparison to other counties in the state. The following chart shows traffic accident information for the past three years.

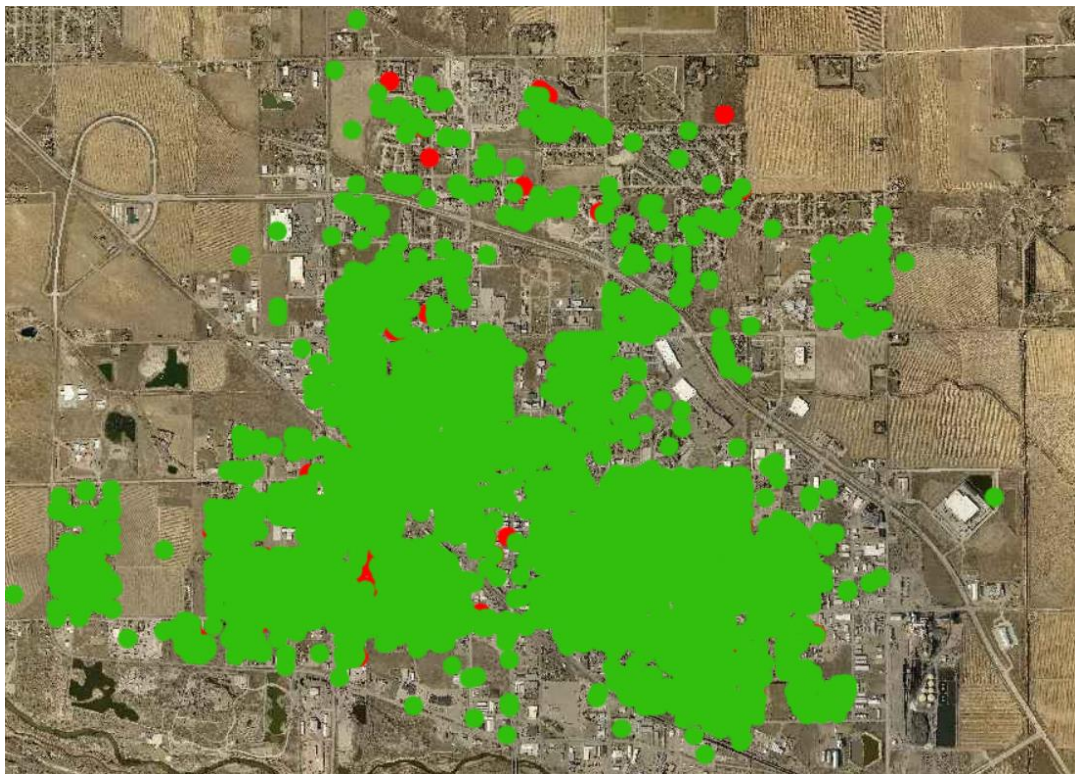
Motor Vehicle Accident Analysis			
MVA by Month	2016	2017	2018
January	51	79	99
February	76	64	75
March	83	60	65
April	55	79	83
May	65	65	71
June	66	72	67
July	86	75	72
August	75	61	66
September	73	66	71
October	73	81	79
November	73	60	59
December	82	86	84
Total Accidents	858	848	891

Traffic & Accidents

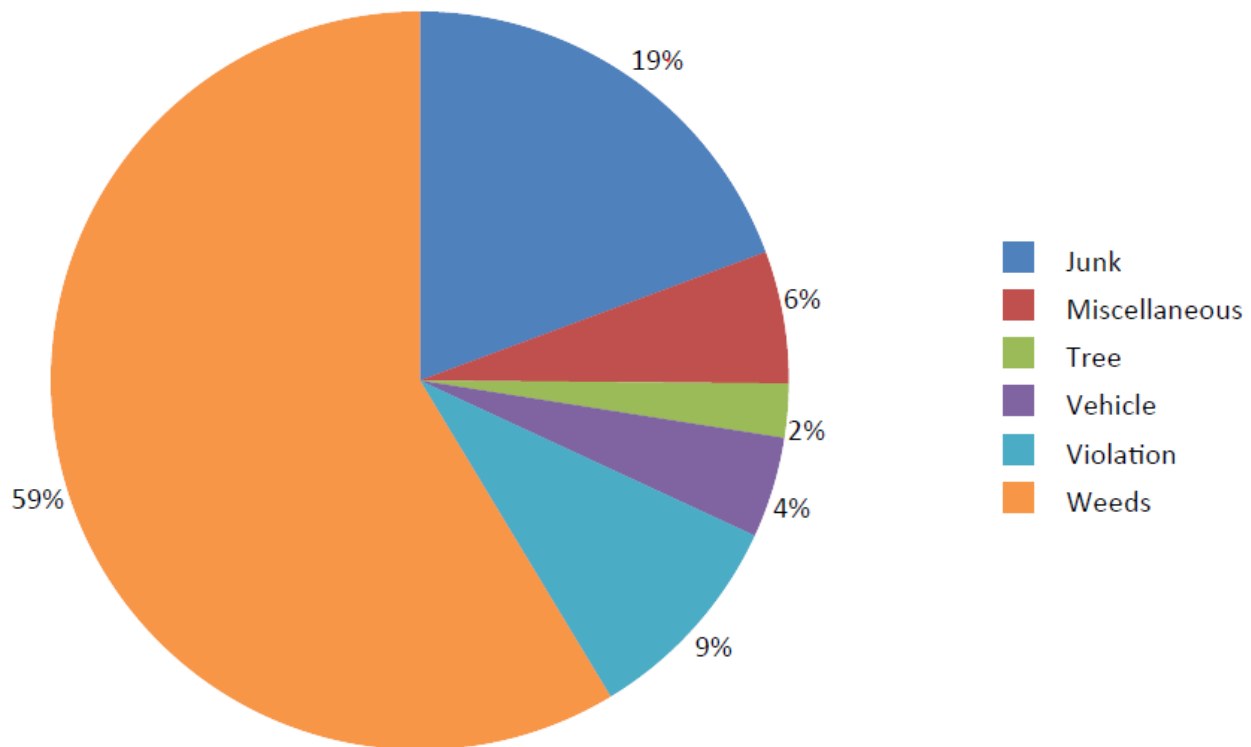
	2016	2017	2018
Fatal Accidents	0	0	1
Personal Injury	112	109	83
Non-Injury Accidents	746	739	808
Total Reported Accidents	858	848	891

L. 2018 Code Compliance Activity Summary

The following image shows the location of code compliance services throughout the City of Scottsbluff in 2018. The red plots are pending cases while the green plots are items that have been addressed by the Code Enforcement Officer.



In 2017 1,592 violations were addressed by the code compliance officer, this number increased to 1,700 in 2018. The latter graph shows the percentages of this overall activity by type for this 2-year period.



IX. Revenues

Scottsbluff Police Department provides several services by administrative staff and officers. These services are provided for fees charged by the department to assist in recovering the cost of providing them. The monies earned in this area are then returned to the city's general fund.

Also shown is the service contract amount with Terrytown for providing all police functions. Not shown is the amount that the department shares with the school district for providing crossing guards and school resource officer.

Service / Project Description	15/16	16/17	17/18
Vehicle Impound/Tow	\$12,970	\$12,378	\$14,118
Photo copies	\$4,078	\$4,175	\$3,656
Bicycle Licenses	\$15	\$55	\$35
Fingerprinting	\$1,725	\$1,605	\$1,313
Handgun Permits	\$1,886	\$1,118	\$1,268
Police Service/Terrytown	\$92,200	\$92,200	\$130,000
Alcohol Tests	\$3,640	\$2,581	\$3,174
Witness Fees	\$447	\$297	\$182
WING Task Force	\$22,535	\$9,643	\$4,049
ATV Permits	\$450	\$565	\$625
Car Auctions	\$11,740	\$21,680	\$30,451
Firearms Range Use Fees	\$1,300	\$1,520	\$1,420
Taxi Cab Licensing Fees	\$50	\$0	\$0
Police Security	\$1,975	\$2,888	\$2,550
Alarms	\$1,450	\$1,550	\$2,300
Money Escorts	\$160	\$0	\$0
Seat Belt Grants	\$6,703	\$9,104	\$8,242
DUI Grants	\$8,778	\$5,434	\$8,073
Tobacco Compliance Checks	\$0	\$425	\$506
Alcohol Compliance Checks	\$1,896	\$1,389	\$1,678
TOTAL	\$173,998	\$168,607	\$213,640

X. School Resource Officers

The School Resource Officer Program began with funding from the Department of Justice COPS in Schools program in 2002. The school resource officer has served the schools since and maintains a close relationship with staff and students throughout the district. Grant funding ceased for this position in 2005. Through an agreement with Scottsbluff Public Schools the funding of this position is now shared equally by the district and City of Scottsbluff. This funding is shared during the months that school is in session. In February, 2014 a second school resource officer was added. When school is not in session both are used to supplement normal patrol shifts.

The chart below shows the activity of the school resource officers. Officers deal with calls for service on school property but are also able to provide other patrol functions

around district properties while on duty to address issues occurring around school zones.

Type of Call	2016	2017	2018
Theft Reports	13	21	12
Motor Vehicle Accidents	21	26	22
Disturbances / Assaults	44	27	24
Traffic / Driving Complaints	8	10	5
Criminal Drug / Alcohol Violations	6	24	11
Criminal Weapon Violations	0	1	1
All Other Types	151	168	174
Total	243	277	249

SCHOOL RESOURCE OFFICER ACTIVITY SUMMARY			
Total Calls	250	292	271
Written Reports	68	61	72
Arrests	43	88	57
Citations	9	36	26

XI. Animal Control

In 2017 & 2018 Humane Officer James Bornschlegl responded to 523 and 570 animal related calls respectively. In addition to his animal control duties Officer Bornschlegl conducts vehicle releases, and assists with school crossing guard duties. Officer Bornschlegl works week days from 8:00 a.m. to 4:00 p.m.

The below chart shows Humane Society statistics/dispositions of animals brought into the shelter from 2016 through 2018.

Incident Description	2016	2017	2018
Dogs Impounded	741	799	716
Cats Impounded	937	942	617
Dogs Released	447	275	244
Cats Released	36	18	15
Dogs Adopted	428	395	151
Cats Adopted	548	377	155
	3,137	2,806	1,898

XII. Drugs & Weapons

In 2017 & 2018 the Scottsbluff Police Department seized numerous firearms and other weapons as well as several varieties of dangerous drugs. In many cases, the department worked with members of the Western Nebraska Intelligence & Narcotics Group (WING) task force. The task force is also designated by the Midwest High Intensity Drug Trafficking Area (MWHIDTA).

In 2017 & 2018 there were a total of 391 / 304 drug related incidents respectively investigated by the department. 409 arrests for narcotic violations were made from these investigations in 2017 and 372 arrests were made in 2018.

In 2014, Colorado legalized marijuana for recreational consumption. This action has made marijuana more available to Nebraska residents traveling to that state and meeting the age requirement for purchasing the drug. The graphs below show a steady increase from 2013, the year prior to Colorado's legalization and compares it to the last two years. The second graph shows a decrease in the number of drug paraphernalia arrests from 2017 to 2018. The increased availability of edible forms of marijuana (THC) may be a contributor of this trend. The department has seized edibles in the form of chocolate bars and gummy bears among these forms of the drug.

