



City of Grand Island

Tuesday, February 18, 2014

Study Session

Item -3

2015 Budget Development

Staff Contact: Mary Lou Brown, City Administrator

CITY OF

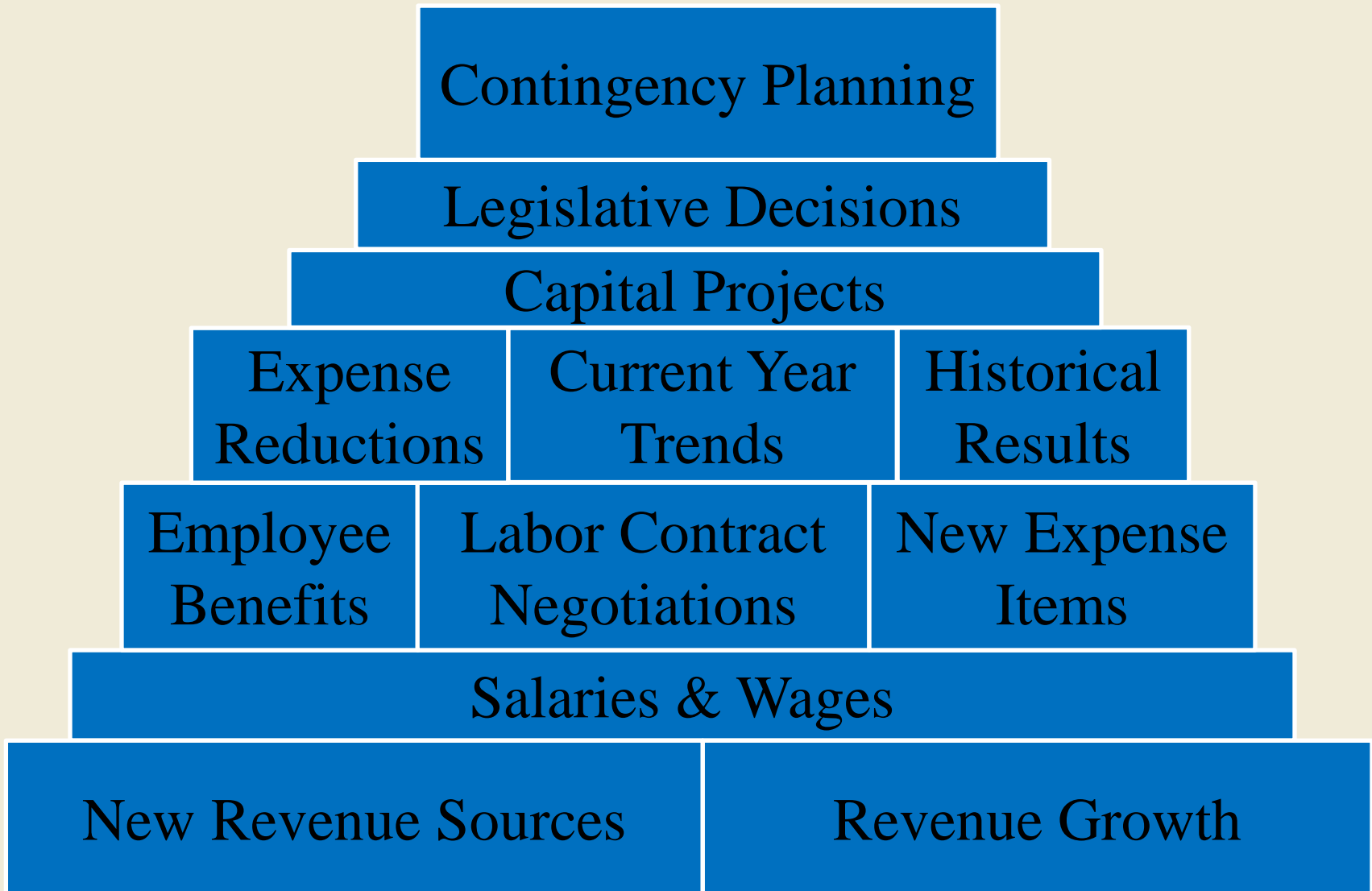
Grand Island

NEBRASKA

2015 Budget Development

February 18, 2014

Budget Foundation



Proposed Budget Calendar

	2014/2015	2009/2010
Payroll expense developed w/FTE requests changes	4/1/2014	4/1/2009
Revenue budget/forecast completed	5/2/2014	5/15/2009
Capital - 400 Fund and General Fund prioritization completed	5/5/2014	5/4/2009
Departments submit initial budget request to City Administrator	5/23/2014	5/15/2009
Finance completes initial roll-up of budget	5/30/2014	6/5/2009
Administration reviews	6/13/2014	5/18-22/09
Council Study Session - FTE and Fee Schedules		6/16/2009
Council adopts FTE & Fee Schedules		6/23/2009
Incorporate Budget review changes	7/11/2014	7/14/2009
Budget books distributed to Council	7/25/2014	7/24/2009

Proposed Budget Calendar



	2014/2015		2009/2010
Budget books distributed to Council	7/25/2014		7/24/2009
Council approves BID budgets, assessments and sets date for Board of Equalization			7/28/2009
Publish notice of public hearing on City & CRA budgets			8/7/2009
Public hearing on City & CRA budgets			8/11/2009
Presentation of preliminary budget			8/18-20/09
Salary ordinance approval			8/18/2009
County certifies valuation	8/20/2014		8/20/2009
Publish notice on final budget			8/21/2009
Publish notice of public hearing on tax requests and levys			9/6/2009
Approve Mill Levy, Parking Dist, BIDs, Annual Appropriations Ordinance - Adopt Budget	9/9/2014		9/8/2009
Submit official budget to State Auditor/County	9/20/2014		9/8/2009



Discussion

CITY OF GRAND ISLAND

Budget Analysis - Public Works

Program Type Quartile	2010 Actual	2011 Actual	2012 Actual	2012 Budget	Over/(Under) 2012 Budget	2013 Budget	2013 Forecast	2014 Budget	% Growth 2014 Budget v. 2013 Budget	% Growth 2014 Budget v. 2013 Forecast	
Pavement Repair-Concrete											
Public Works [Streets]											
 Revenue	13,894	17,613	58,952	16,834	42,118	15,735	17,837	21,095	34.06%	18.27%	
Personnel Services	288,601	264,034	283,341	293,407	(10,066)	309,580	307,097	271,296	24% 18%	-12.37% -11.66%	
Operating Expense	895,474	1,048,334	837,702	1,131,474	(293,772)	1,116,907	964,216	1,225,931	76% 82%	9.76% 27.14%	
Total Expense	1,184,075	1,312,368	1,121,043	1,424,881	(303,838)	1,426,487	1,271,313	1,497,227		4.96% 17.77%	
Full Time Equivalent Employees	4.27	3.81	4.02	4.02		4.08	4.08	3.35			
Pavement Repair-Asphalt, Milling and Hauling											
Public Works [Streets]											
 Revenue	99,384	26,834	43,734	10,042	33,692	5,263	5,263	29,998	469.98%	469.98%	
Personnel Services	245,069	224,263	210,156	217,622	(7,466)	225,004	223,199	248,215	20% 20%	10.32% 11.21%	
Operating Expense	679,478	1,109,092	794,896	866,465	(71,569)	866,894	883,319	996,934	80% 80%	15.00% 12.86%	
Total Expense	924,547	1,333,355	1,005,052	1,084,087	(79,035)	1,091,898	1,106,518	1,245,149		14.04% 12.53%	
Full Time Equivalent Employees	3.62	3.23	2.98	2.98		2.97	2.97	3.06			
Pavement Repair-Concrete	1	1,184,075	1,312,368	1,121,043	1,424,881	(303,838)	1,426,487	1,271,313	1,497,227	4.96%	17.77%
Pavement Repair-Asphalt, Milling and Hauling	1	924,547	1,333,355	1,005,052	1,084,087	(79,035)	1,091,898	1,106,518	1,245,149	14.04%	12.53%
TOTAL		2,108,622	2,645,723	2,126,095	2,508,968	(382,873)	2,518,385	2,377,831	2,742,376	8.89%	15.33%
TOTAL - Public Works											
Revenue	113,278	44,447	102,686	26,876	75,810	20,998	23,100	51,093	143.32%	121.18%	
Personnel Services	533,670	488,297	493,497	511,029	(17,532)	534,584	530,296	519,511	22% 19%	-2.82% -2.03%	
Operating Expense	1,574,952	2,157,426	1,632,598	1,997,939	(365,341)	1,983,801	1,847,535	2,222,865	n/a n/a	12.05% 20.32%	
Personnel / Operating Expense	-	-	-	-	-	-	-	-	0% 0%	n/a n/a	
Total Expense	2,108,622	2,645,723	2,126,095	2,508,968	(382,873)	2,518,385	2,377,831	2,742,376		8.89% 15.33%	
Full Time Equivalent Employees	7.89	7.04	7.00	7.00		7.05	7.05	6.41			

City of Grand Island					
Streets					
2014 Budget					
		Object			
Division	Name	Number		Streets - Pavement Repair - Concrete Quartile 1	Streets - Pavement Repair - Asphalt, Milling & Hauling Quartile 1
Streets 10033501	Paving Permits	74215			
	Incentive Payment	74307			
	Service contract	74319		6,493	
	Other Governmental	74396			
	Co-Pay Health Insurance	74773	49837	7,102	6,498
	Other Revenue	74795			
	Trade-in allow-Machinery	74815		7,500	7,500
	Trade-in allow-Vehicles	74825			16,000
	Sale of Fixed Assets	74830			
	Total Revenues			21,095	29,998
Streets 10033501	Total Personnel Services			271,296	248,215
	Program % of Dollars	FTE	23.5	0.1425	0.1304
	FTE by program			3.3489	3.0640
	Clothing Allowance	85140		142	213
	Computer Services	85241		1,490	1,477
	Utility Services	85305		3,201	3,174
	Natural Gas	85317		2,765	2,741
	Repair & Maint -Building	85324		2,179	2,160
	Repair & Maint - Vehicles	85335		1,455	1,443
	Sanitation Service	85350		262	260
	Other Property Services	85390			-
	Insurance Premiums	85405		1,652	1,652
	Telephone	85410		815	808
	Dues & Subscriptions	85422		15	14
	Travel & Training	85428		291	289
	Office Supplies	85505		204	202
	Gasoline	85515		1,164	1,154
	Misc Operating Equipment	85540		131	130
	Safety Materials	85549		800	793
	Other General Supplies	85590		2,183	2,164
Streets 10033501	Total Operating Expense			18,751	18,674
	Total Street and Alley			290,046	266,889
10033502	Contract Services	85213			
	Snow Removal	85312			
	Repair & Maint - Vehicles	85335			
	Diesel Fuel	85520			
	Chemical Supplies	85535			
	Misc Operating Equipment	85540			
	Winter Gravel & Blades	85546			
	Other General Supplies	85590			
	Total Operating Expense			-	-
	Total Snow and Ice Removal			-	-

City of Grand Island					
Streets					
2014 Budget					
Object					
Division	Name	Number	Streets - Pavement Repair - Concrete Quartile 1	Streets - Pavement Repair - Asphalt, Milling & Hauling Quartile 1	
10033503	Contract Services	85213	160	320	
	Utility Services	85305		-	
	Curbs, Gutters & Sidewalks	85318	-	-	
	Repair Bridge - Over/Under	85320		-	
	Repair & Maint - Mach & Equip	85325		-	
	Repair & Maint - Vehicles	85335	44,000	86,940	
	Gasoline	85515	1,500	2,500	
	Diesel Fuel	85520	14,000	32,000	
	Misc Operating Equipment	85540	7,000	7,000	
	Street Repair Materials	85547	262,000	90,000	
	Other General Supplies	85590	2,000	2,000	
	Total Operating Expense		330,660	220,760	
	Total Street Maintenance		330,660	220,760	
10033504	Contract Services	85213			
	Storm Sewer Repair	85318			
	Repair & Maint - Vehicles	85335			
	Gasoline	85515			
	Diesel Fuel	85520			
	Misc Operating Equipment	85540			
	Safety Materials	85549			
	Other General Supplies	85590			
	Total Operating Expense		-	-	
	Total Drainage Maintenance		-	-	
10033505	Contract Services	85213			
	Utility Services	85305			
	Repair & Maint - Mach & Equip	85325			
	Repair & Maint - Vehicles	85335			
	Gasoline	85515			
	Diesel Fuel	85520			
	Misc Operating Equipment	85540			
	Traffic Paint, PSTIC	85545			
	Other General Supplies	85590			
	Total Traffic Control		-	-	
	Total Drainage Maintenance		-	-	
10033506	Contract Services	85213	7,500	7,500	
	Contracted Concrete Repair	85351	854,020	-	
	Miscellaneous Paving	85352		-	
	Road & Street Modifications	85353	15,000	-	
	Street Resurfacing	85354		750,000	
	Total Operating Expense		876,520	757,500	
	Total Non-Capital Projects		876,520	757,500	

City of Grand Island					
Streets					
2014 Budget					
Object					
Division	Name	Number		Streets - Pavement Repair - Concrete Quartile 1	Streets - Pavement Repair - Asphalt, Milling & Hauling Quartile 1
	Total Revenue			21,095	29,998
	Total Personnel Streets Only			271,296	248,215
	Total Operating Streets Only			1,225,931	996,934
	Total Personnel & Operating Streets Only			1,497,226	1,245,149
	FTE by Program			3.3489	3.0640