
Library Board

Monday, August 16, 2021

Regular Meeting

Item C1

Approval of Director's Report

The Director's Report typically consists of:

- 1) a monthly report of programs and activities, public use of meeting spaces, library media, and Librarians' Reports*
- 2) a quarterly Report of Household Library Cards Issued to Hall County Residents Outside of Grand Island provided in January, April, July and October of each year*
- 3) a quarterly statistical usage report provided in February, May, August and November of each year*
- 4) upon execution of agreement, regularly scheduled report of use of Grand Island Public Library Foundation library support funds*
- 5) upon publication, a Library newsletter*
- 6) and additional administrative items of note, either in the agenda packet or discussed at the meeting.*

Staff Contact:

Library Director

Name: Celine Swan

Date: August 2021

Since Last Report

July

- IT planning-ARPA \$17,848 received and we will replace adult computers and scanners, selfcheckouts looking at lease and replacement costs, and we are looking at switching printers around/cost
- Presentation with VA Admirals, Meetings with Children's Museum Board, H3C
- Meetings on Partnership with Hall County Historical Society and other Genealogy groups
- Racial Justice 101-YWCA training for Library Board and Foundation. CE was given to NLC and Library Board is now accredited
- Strategic Plan Survey
- Foundation-Crane Sculpture, and Peter Kiewit-future projects-TV's are all in place
- Grange Family tour
- Interlocal agreement with Hall County
- Planning for library's hours/programs

Upcoming-Library work

- TLC upgrade update and Pioneer Consortium
- Peter Kiewit-future projects-electronic connections, , Love's Signs will be out 8/27
- IT planning-working with City IT on plan, Celine and Laura will apply for grants for youth cpus
- Ryan Dowd Homeless Workshop-8/16/21 for 6 staff
- Presentation to Rotary with Leigh on 8/17/21, Meeting with Children's Museum Board, H3C groups
- Partner with Hall County Historical Society on Heritage Hour on Sundays monthly Open House with other groups such PPGS, DAR Chapter, Historical Society and Bygone Hall County Book Club partnership promotion starting in September
- Fall PrimeTime School Preschool Saturdays, Sept 11, 18, 25, Oct 2, 9, 16 and PrimeTime for School Age Monday nights, Sept 20, 27, Oct 4, 11, 18, 25
- Racial Justice 101-YWCA training for other Library Staff paid for by H3C since the library is a member it is free for other staff
- Fall Programs, Edith Abbott Victorian Tea Party-virtual
- Outdoor Early Literacy Center Open House install early Sept. We would like to do in fall Sunday program with music, storybook walk, patrons bring chairs
- Interlocal agreement with Hall County-update
- HVAC update-Jerry's Sheet Metal and Prochaska
- Virtual Report
- Media Report
- Interlocal agreement with Hall County-update
- Strategic Plan-Survey update, utilities insert through city mailing
- Discussion of the library's hours-reports
- Crane Art Update and Dedication

GRAND ISLAND PUBLIC LIBRARY

JULY 2021 STATS OVERVIEW & COMPARISON


PATRON VISITS – PREVIOUS THREE MONTHS




*Methods for collecting visits was changed from security gate counter, which was believed to be inaccurate, to collecting counts based on security camera entry/exit data in 2020,

MOST POPULAR ITEMS – JAN. 2021 TO PRESENT

TEEN BOOK

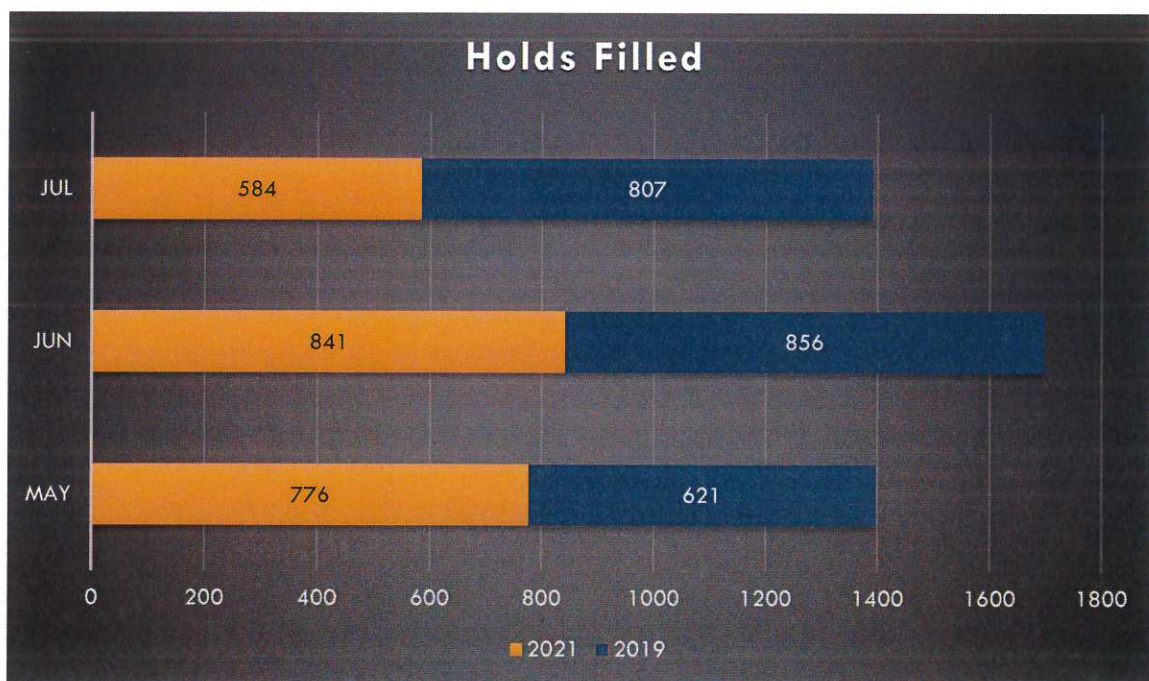


CHILDREN'S BOOK

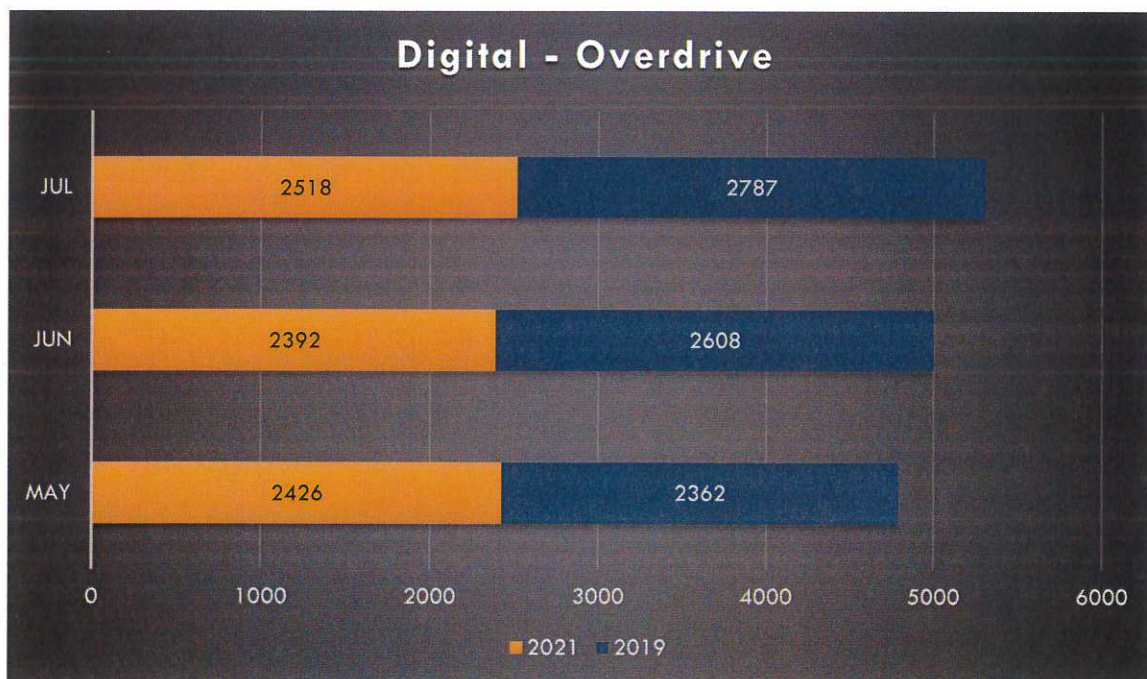
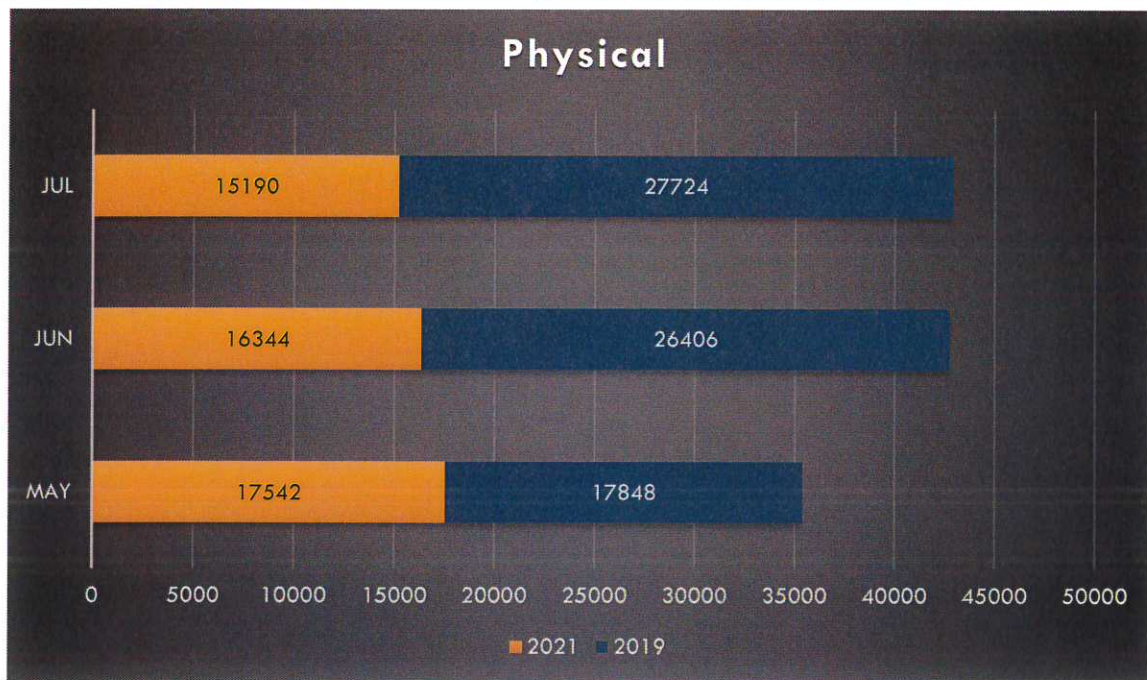


CIRCULATION

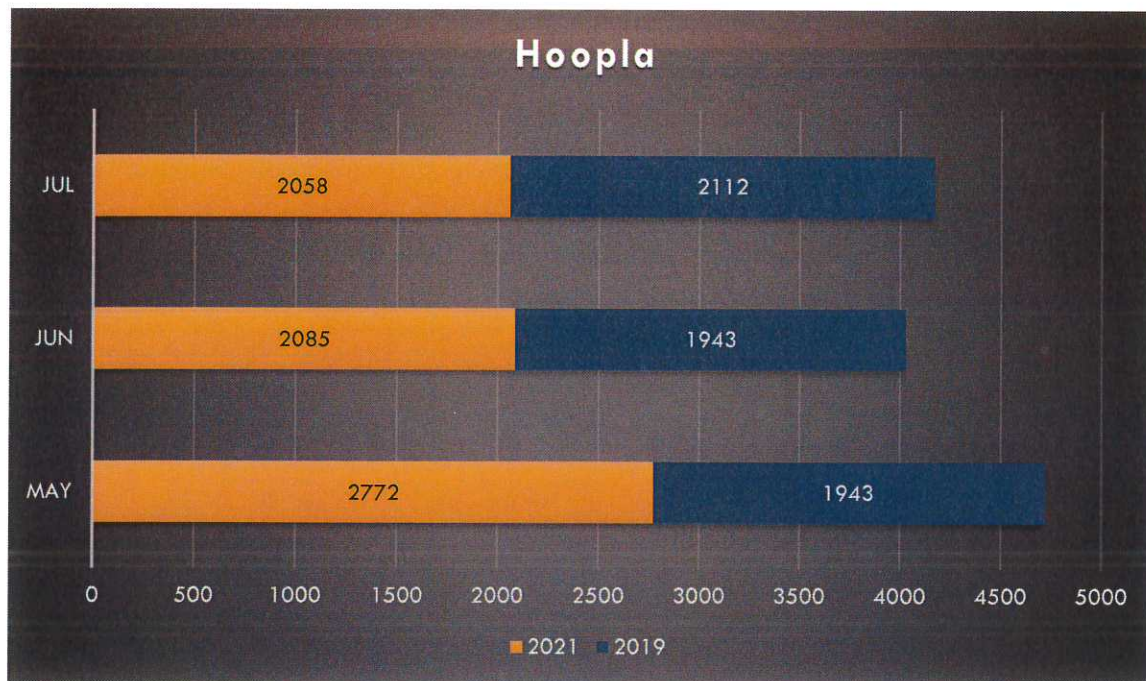
HOLDS PLACED



CHECKOUTS



*2019 numbers include Checkouts from RBdigital/Zinio; that service was acquired and absorbed into Overdrive in Fall 2020.



*Hoopla provided *Bonus Borrows* for the month of May 2021—The Bonus Borrows program allows patrons to checkout titles in the Bonus Borrows collection above the maximum 10 titles per month, and also does not charge GIPL for the circs of Bonus Borrows titles.

Youth & Family Services Librarian Monthly Report

Laura Fentress

August 2021

Since Last Report

Tails & Tales Summer Reading Program FINISHED!

As of August 13, on Beanstack we have

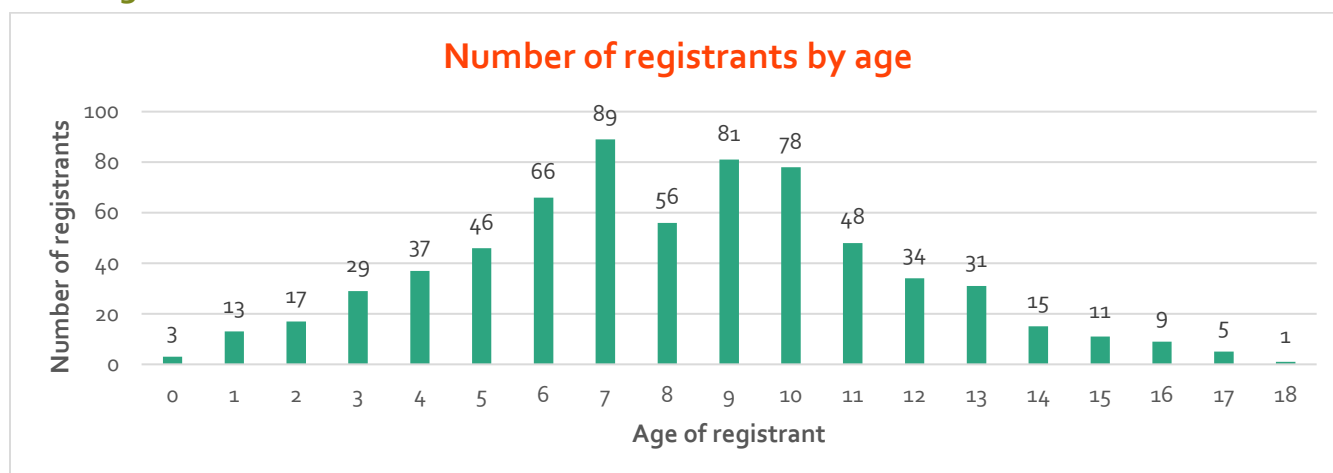
Program	Registrants	Active Readers (have logged any reading minutes)	Total Minutes	Minutes per Active Reader	Total Badges Earned	Total Prizes Redeemed
Kids 0-11	488	484	474,921	981.2	3,190	1,437
Teens 12-18	96	87	144,346	1,659.1	416	279

- Kids' prizes included **State Fair passes, free meal coupons, and free books**
- Teens' prizes included **free meal coupons, free books, and bowling passes**
- Summer Reading minutes logging ended **July 31 at midnight**
- **Grand prizes** were awarded the first week of August

Other Summer Reader Achievements

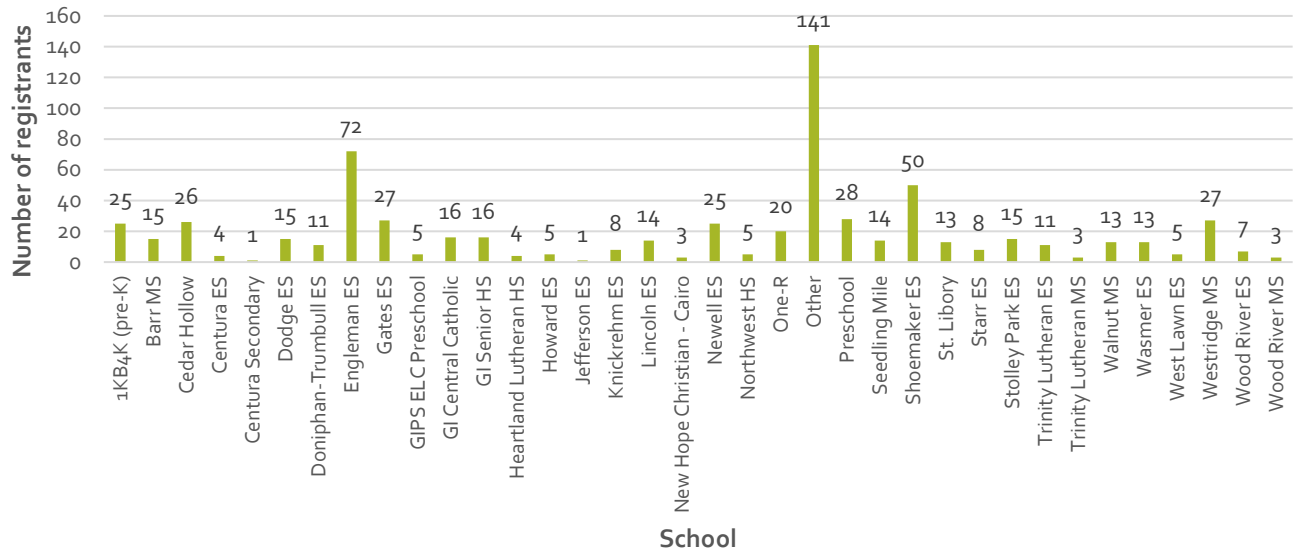
Achievement	Kids	Teens
Wrote 3 or more book reviews (Kids earned a badge for this; teens did not)	22	0
Reviews written	101	0
Earned all badges possible	21	52
Most minutes read by a single reader	7,020	7,684

SRP Registrant Breakdown



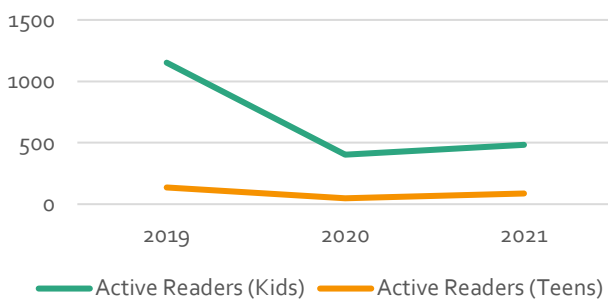
1 of 6

Number of registrants by school

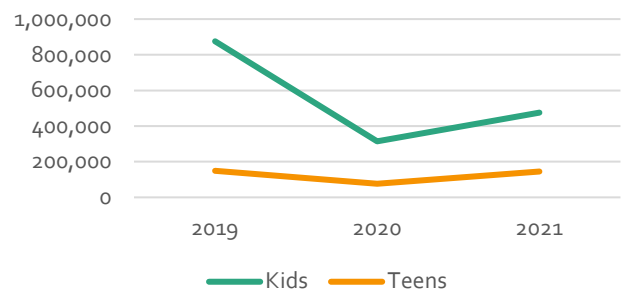


Compared with previous years...

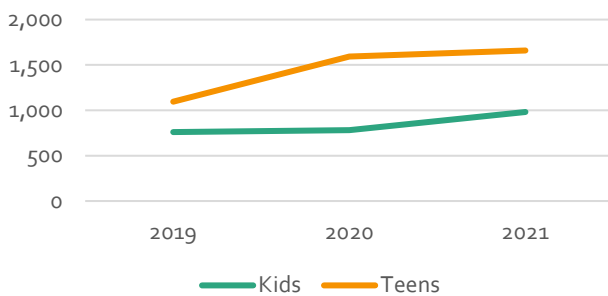
Active Readers



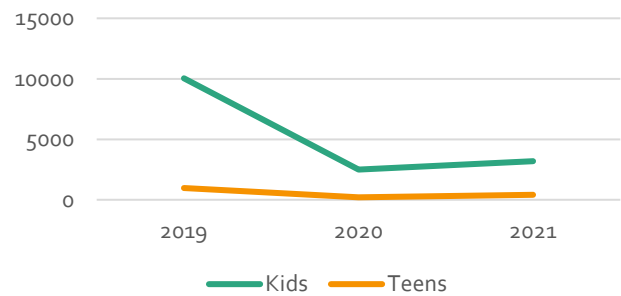
Total Minutes Read



Minutes per Active Reader



Total Badges Earned



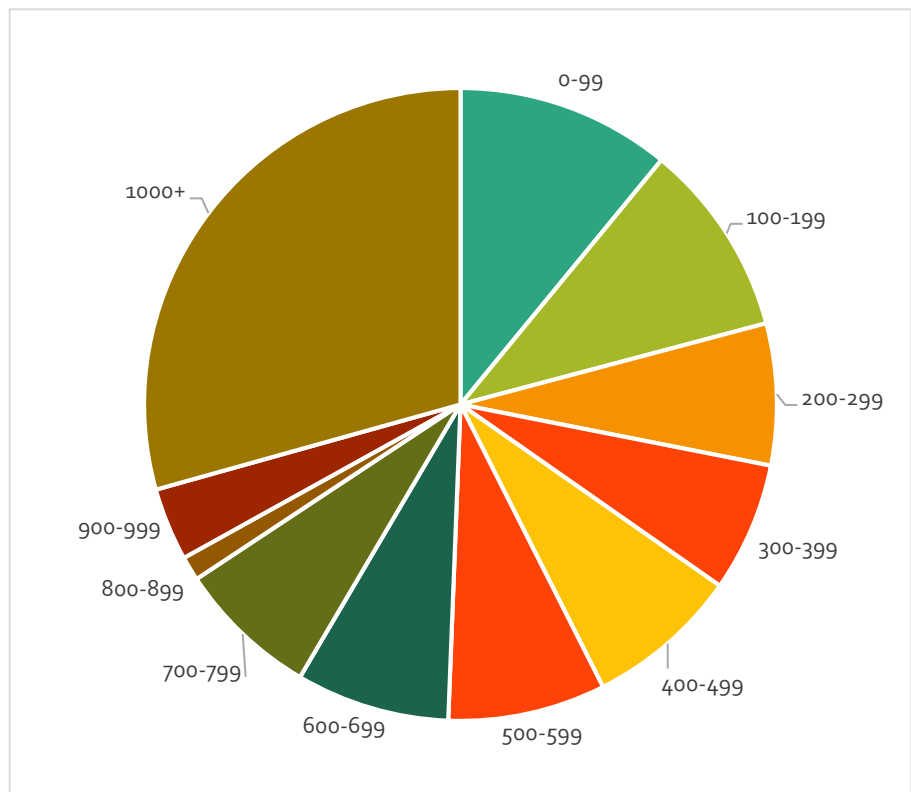
Compared with 2020	Kids	Teens
Registrants	+59.48%	+128.57%
Active Readers	+20.1%	+81.25%
Total Minutes Read	+51.94%	+89.03%

Compared with 2020	Kids	Teens
Minutes per Active Reader	+25.81%	+4.29%
Total Badges Earned	+28.47%	+104.93%
Reviews Written	+100%	0

Minutes Read Breakdown

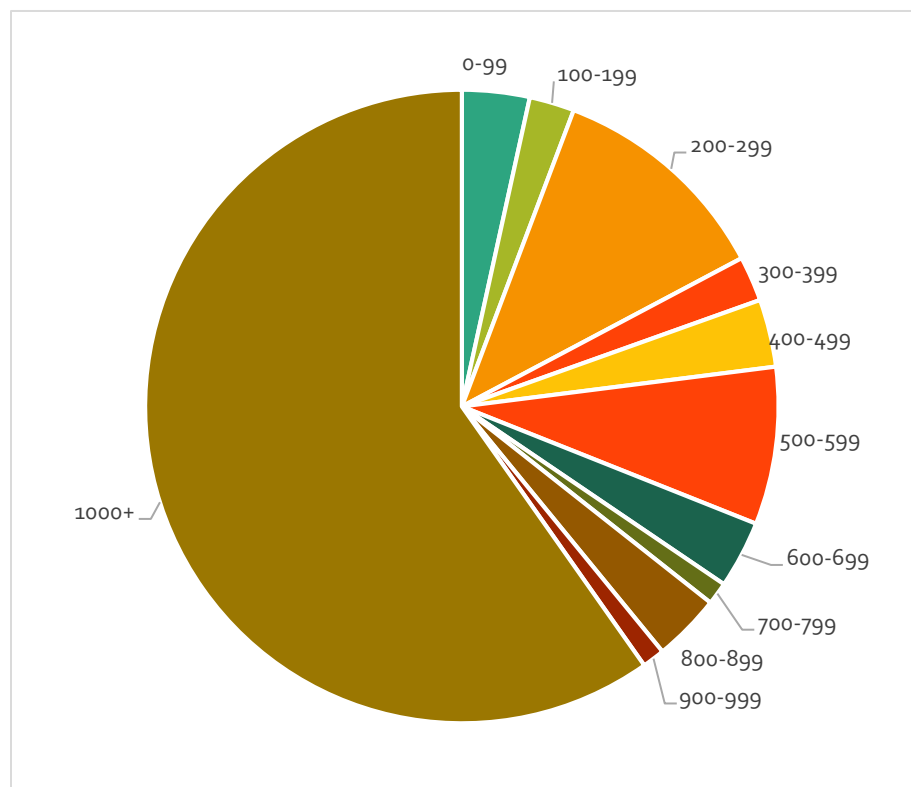
Kids Minutes

Total Minutes Read	Number of Readers
0-99	53
100-199	48
200-299	35
300-399	32
400-499	38
500-599	39
600-699	38
700-799	35
800-899	6
900-999	18
1000+	142
Over 1,000 Minutes:	
1000-1999	84
2000-2999	19
3000-3999	19
4000-4999	5
5000-5999	8
6000-6999	6
7000-7999	1



Teens Minutes

Total Minutes Read	Number of Readers
0-99	3
100-199	2
200-299	10
300-399	2
400-499	3
500-599	7
600-699	3
700-799	1
800-899	3
900-999	1
1000+	52
Over 1,000 Minutes:	
1000-1999	27
2000-2999	10
3000-3999	5
4000-4999	4
5000-5999	5
6000-6999	0
7000-7999	1



Regular Children's & Teens' Summer Programming continues

Virtual programming (July)

Program	Target Ages	Total Sessions	Total Views	Average Views Per Session	Change from previous month (average views)
Checkers Library TV	Kids 0-5 Kids 6-11	4	62	16	-14
Preschool Storytime with Brenda on Tuesdays	Kids 0-5	4	120	30	+15
Baby & Toddler Lapsit with Elle and Laura on Wednesdays	Kids 0-5	4	84	21	+11
TOTALS		12	266	22	+4

Comments: We heard from multiple families that they really enjoyed the take-home craft bags for preschool storytime.

Storytime & crafts with Parks & Rec Kinder Kamp on Mondays

Date	Theme	Location	Total Adults 19+	Total Kids 0-5	Total
June 14	Cinderella with Crane River Theater "Page to Stage"	Grace Abbott Park	100 for program (est.) 10 for craft (est.)	130 for program (est.) 24 for craft (est.)	230 34
June 21	Aquarium Life	Grace Abbott Park	6	7	13
June 28	Fairy Tales	Stolley Park	5	10	15
July 6	Pets	George Park	4	6	10
July 12	Chameleons	Stolley Park	4	8	12
July 19	Dinosaurs	Stolley Park	7	16	23
July 26	Snakes & Reptiles	Stolley Park	7	16	23
	AVERAGES	(craft ONLY for June 14)	6	18	19

Comments: Kids really enjoyed the stories and crafts and seemed enthused to visit the library! Turnout for the Crane River Theater program was phenomenal.

Weekly teen craft & STEM programs on Wednesdays (2 sessions each)

Date	Theme	Total Adults 19+	Total Teens 12-18	Total Kids 6-11	Total
June 9	Painting with Jill Canfield	3+3	13+19	0	38
June 16	Cricut iron-on t-shirt	4+3	10+12	0	29
June 23	Pottery with Nancy Fairbanks	3+4	15+14	0	36
June 30	Pneumatic machine & trigger launcher STEM project	3+3	12+14	0	32
July 7	Dreamcatcher craft	12+3	5+3	3+6	32
July 14	Cricut tumbler	3+4	10+10 (est.)	5+5 (est.)	37 (est.)
July 21	Teen/Tween Game Day	3+2	5+9	0	19
July 28	Chibi Shrinky Dinks keychains	4+3	5+0	2+6	20
	AVERAGES	4	20	3	27

Comments: Average adult attendance is calculated per session (it's usually the same adults at each session). We did not start counting ages 6-11 and ages 12-18 as separate groups until July.

Big Kids Club with Lori on Thursdays

Date	Theme	Total Adults 19+	Total Kids 6-11	Total
June 10	Healthy Eating with Hall County Extension	3+2	3+2	10
June 17	Healthy Drinks with Hall County Extension	2+2	2+0	6
June 24	"Poop & Paws" Virtual Field Trip with UNL Morrill Hall	3+3	3+2	11
July 1	STEM copters & circuits	3+6	1+5	15
July 8	Recycled dog toy craft with Clean Community Systems	4+3	8+3	18
July 15	Mammal Wildlife Education Trunk with Nebraska Game and Parks	11+6	16+13	46
July 22	Tech-free coding	4+2	7+3	16
July 29	Coding & circuits	3+3	4+6	16
	AVERAGES	4	10	14

Comments: Average adult attendance is calculated per session (it's usually the same adults at each session). Morning sessions tended to be fuller.

Outdoor Family Storytime on Saturdays in the new Early Literacy area

Date	Theme	Total Adults 19+	Total Teens 12-18	Total Kids 6-11	Total Kids 0-5	Total
June 12	Turtles	2	0	0	2	4
June 19	Pets	7	0	0	9	16
June 26	Pigeons	8	0	0	10	18
July 3	Fairy Tales	7	0	3	7	15
July 10	Sharks	3	1	3	3	10
July 17	Fractured Fairy Tales	15	0	3	20	38
July 24	Snakes & Reptiles	10	0	1	11	22
July 31	Whose Tale?	4	0	0	4	8
	AVERAGES	7	0	1	8	16

Comments: Weather had an effect on attendance numbers. July 10 was the morning after a big storm; July 31 was smoky and humid.

Special events

- **Children's SRP pool party** July 18 (60 attendees [est.]; 20 kids 0-5, 20 kids 6-11, 20 adults)
- **Teen Art Contest** ran June 28 through July 31

Other events, etc.

Children's Area Changes

- **Christmas shelves** changed to **Holiday shelves** and includes Valentine's Day, Easter, Halloween, Thanksgiving, as well as Christmas
- **AWE tablet installed** near craft table

Early Literacy Area

- Plans finalized for **free-standing interactive panels**, including musical activities to be installed early September or thereabouts

Upcoming

Fall schedule changes

- Starting in the fall we hope to be open a few more hours per week, pending staffing availability

Programming

Regular fall programs

- **Pajama Time** Monday nights
- New **Checkers Library TV** episodes uploaded Tuesdays
- **Preschool Storytime** Wednesdays
- **Baby & Toddler Lapsit** Fridays

Primetime fall dates

- **Preschool** September 11, 18 25, October 2, 9, 16
- **Elementary** September 20, 27, October 4, 11, 18, 25



Virtual Programs

July	#of sessions	Craft bags	YouTube	Total Views	# of virtual programs = 13 Total views = 586
Baby & Toddler					
	4	0	84*2	168	
Tuesday Storytime					
	4	200	120*2	240	
Reading Road Trip					
Checkers Library TV	4	120 - craft pages	62*2	124	
Adult					
Author Talk (Alex Kava)	1		Online Live Event	54	

KRGi Interview	7/6/2021	KRGi
GI Library Asking for Art Contest Submissions	7/7/2021	Local 4 News
Library Alive: Coming Soon to Your Library	7/11/2021	GI Independent
GI Independent Club Calendar: Grand Island Admirals GI Port	7/15/2021	GI Independent
Teen Art Contest	7/15/2021	Local 4 News
Best Selling Author Visits Grand Island Library	7/17/2021	Local 4 News
Alex Kava Author Talk	7/17/2021	News Channel NE
Nebraska Author Alex Kava Makes a Virtual Visit to GI Public Library	7/18/2021	GI Independent
Grand Island Public Library issues strategic plan survey	7/20/2021	GI Independent
Grand Island Public Library Replacing Old Computers	7/22/2021	Local 4 News
Grand Island Public Library, Humanities Nebraska team up to tell quilter's story	7/22/2021	GI Independent
Library Alive: Libraries an Important Part of Your School Fall Planning Lineup	7/25/2021	GI Independent
Lifestyles: Parliamentarians workshop set for July 31	7/25/2021	GI Independent
Sharing the Love: Librarian Fentress Foster's Lifelong Love of Reading to All	8/2/2021	GI Independent
Grand Island Public Library Catalog to Receive Major Upgrade	8/2/2021	GI Independent
KRGi Interview	8/3/2021	KRGi
Club Calendar: Grand Island Public Library Adult Book Club	8/7/2021	GI Independent
GIPL Between the Stacks: Your Local Library vs. Google	8/8/2021	GI Independent
Club Calendar: Altrusa International	8/23/2021	GI Independent
Club Calendar: Grand Island Unit, National Association of Parliamentarians Workshop	8/26/2021	GI Independent

Begin Date	Monday	Tuesday	Wednesday	Thursday	Friday	Saturday	Weekly Total
3-May-21	188	156	153	186	111	47	841
10-May-21	124	155	136	141	147	78	781
17-May-21	199	167	189	191	187	62	995
24-May-21	238	209	198	247	175	70	1137
31-May-21		231	176	218	196	84	905
7-Jun-21	233	206	219	168	200	84	1110
14-Jun-21	234	204	232	190	168	70	1098
21-Jun-21	206	204	198	204	161	107	1080
28-Jun-21	257	207	239	224	177	73	1177
5-Jul-21		417	435	359	331	158	1700
12-Jul-21	460	371	405	365	308	161	2070
19-Jul-21	391	372	311	299	302	208	1883
26-Jul-21	361	327	352	295	387	86	1808
Average	263	248	249	237	219	99	

Monday							
3-May	23	31	11	12	24	16	35
10-May	12	19	8	13	18	7	20
17-May	18	16	8	27	21	23	31
24-May	18	36	18	12	45	27	29
31-May	Closed						
7-Jun	34	23	17	27	38	27	28
14-Jun	22	47	30	17	41	20	25
21-Jun	17	31	16	29	36	31	15
28-Jun	31	38	27	30	48	18	23
5-Jul	Closed						
12-Jul	41	57	55	55	89	56	43
19-Jul	40	44	38	35	58	49	50
26-Jul	29	53	40	48	78	40	29
Monday Average	26	36	24	28	45	29	30
Tuesday							
4-May	10	23	14	24	26	15	16
11-May	14	14	12	20	35	15	14
18-May	4	11	21	16	20	19	20
25-May	32	31	14	26	28	19	18
1-Jun	29	34	28	25	42	19	25
8-Jun	20	36	20	23	20	20	28
15-Jun	25	39	19	15	24	22	30
22-Jun	19	27	16	27	21	34	26
29-Jun	20	29	20	31	22	24	23
6-Jul	28	63	53	55	58	56	59
13-Jul	43	46	29	66	56	51	40
20-Jul	29	54	32	58	65	30	37
27-Jul	25	59	32	38	53	34	29
Tuesday Average	23	36	24	33	36	28	28
Wednesday							
5-May	27	13	17	16	11	23	15
12-May	11	16	17	13	11	25	17
19-May	16	23	16	19	21	25	22
26-May	29	21	14	24	33	14	24
2-Jun	13	23	30	20	14	30	21
9-Jun	38	36	26	26	38	20	14
16-Jun	36	32	32	25	31	21	27
23-Jun	34	23	16	23	37	21	24
30-Jun	56	37	13	34	34	15	16
7-Jul	55	50	31	57	80	62	40
14-Jul	45	51	23	60	77	39	50
21-Jul	35	45	29	40	57	41	26
28-Jul	51	45	37	42	66	35	24
Wednesday Average	34	32	23	31	39	29	25
Thursday							
6-May	31	38	27	16	13	7	17
13-May	8	21	18	19	11	18	13
20-May	14	29	21	21	24	28	25

27-May	21	47	19	25	34	29	21
3-Jun	37	21	17	26	38	15	22
10-Jun	24	34	20	18	14	28	8
17-Jun	16	31	17	22	37	23	17
24-Jun	18	17	40	34	18	20	34
1-Jul	35	25	20	29	32	32	23
8-Jul	53	43	25	42	28	52	51
15-Jul	27	68	26	53	34	54	53
22-Jul	34	26	27	27	51	35	54
29-Jul	23	39	29	29	67	30	31
Thursday Average	26	34	24	28	31	29	28
Friday							
7-May	8	13	7	4	15	15	27
14-May	14	14	17	21	13	18	9
21-May	18	18	27	32	20	15	20
28-May	19	27	27	17	19	16	21
4-Jun	22	26	22	26	17	21	30
11-Jun	18	21	28	28	29	25	21
18-Jun	22	15	18	27	26	22	24
25-Jun	12	27	23	17	15	20	12
2-Jul	16	15	24	23	18	29	21
9-Jul	30	49	51	42	47	33	39
16-Jul	36	48	29	24	52	21	41
23-Jul	30	67	37	20	55	33	27
30-Jul	47	47	30	41	51	64	60
Friday Average	22	30	26	25	29	26	27
Saturday							
8-May	12	20	8	7			
15-May	24	19	17	17			
22-May	21	13	16	12			
29-May	14	22	19	15			
5-Jun	26	18	26	14			
12-Jun	27	29	19	9			
19-Jun	19	22	25	4			
26-Jun	24	29	35	18			
3-Jul	18	20	19	14			
10-Jul	24	67	45	22			
17-Jul	37	74	25	24			
24-Jul	30	84	38	49			
31-Jul	11	33	26	16			
Saturday Average	22	35	24	17			

4:00-5:00 5:00-6:00

23	12
17	10
30	22
40	12
22	17
14	18
20	11
26	15
39	19
52	23
28	14
28	16

10	16
13	16
37	18
28	13
21	7
21	18
21	9
25	9
25	13
33	12
18	20
47	18
39	18
26	14

13	17
16	9
28	16
29	9
18	6
14	6
15	13
15	1
22	9
34	25
42	17
17	19
39	13
23	12

28	9
22	11
13	14

26	25
26	15
13	7
19	8
17	6
18	9
41	22
29	20
28	17
23	23
23	14

14	6
24	17
24	11
20	9
15	16
19	11
5	2
23	10
23	8
30	6
28	27
22	9
35	11
22	11



We are currently open 46 hours per week to the public

Sunday Closed

Monday-Friday 9:30 a.m. - 6 p.m.

Saturday 9:30 a.m. - 1 p.m.

Proposed Hours open 51 hours per week beginning after Labor Day.

Sunday 1-5 p.m.

Monday 9 a.m. - 8 p.m.

Tuesday-Friday 9 a.m. - 6 p.m.

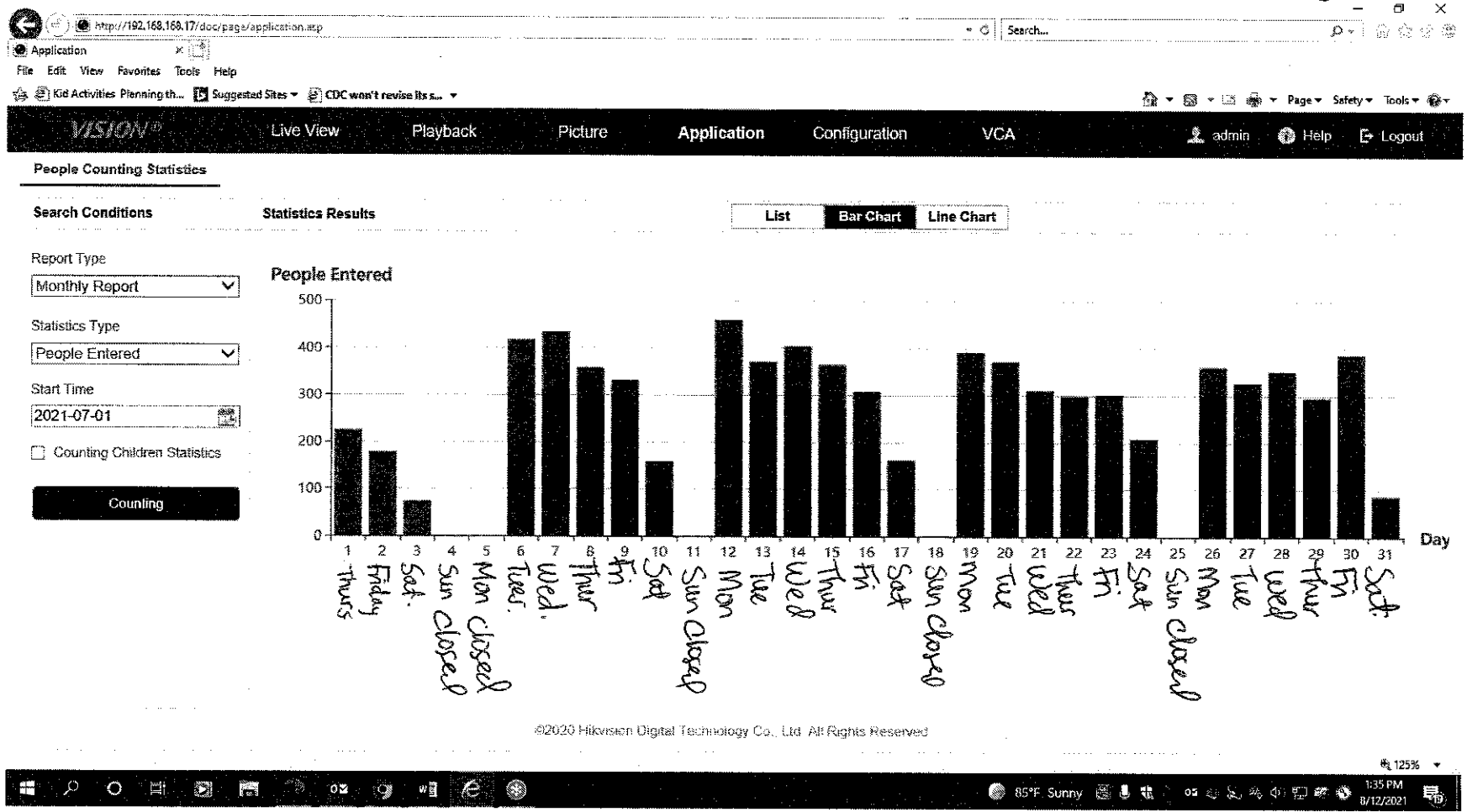
Saturday Closed

Saturdays-slow, patrons asking for Sundays since people are off that day, students and patrons want/need to use computers, family day

Mondays are a busy day historically during the day and evening. We can do a Family Storytime, Primetime Program on Monday nights

Staff feel these hours would be best for the public for their needs without adding any extra staff at this time

July



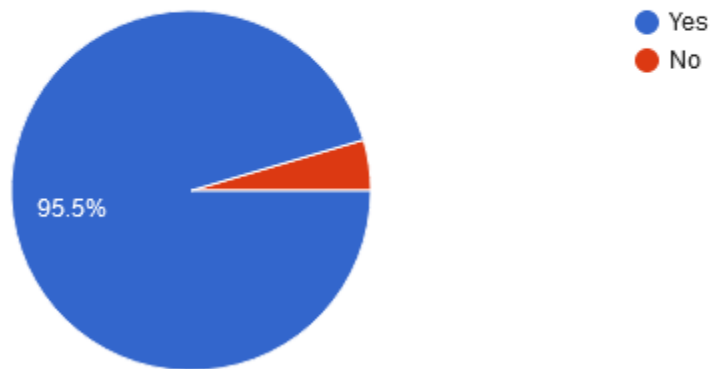
Saturdays 1/2 day lower # of people entering.

Strategic Plan Survey Snapshot

As of August 11, 2021

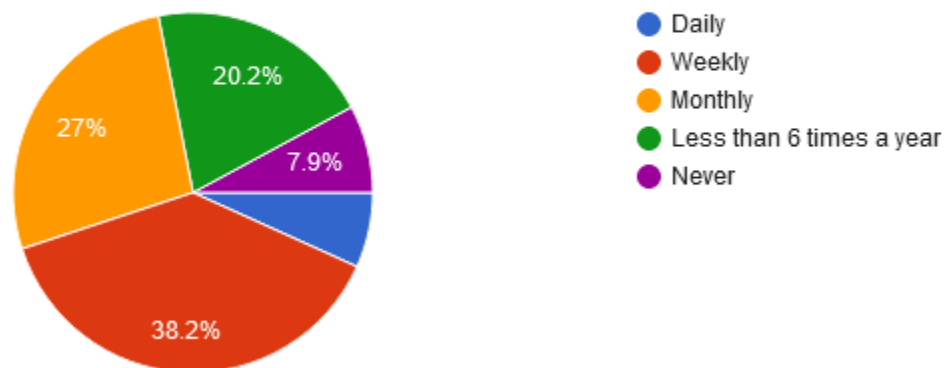
Do you have a library card?

88 responses

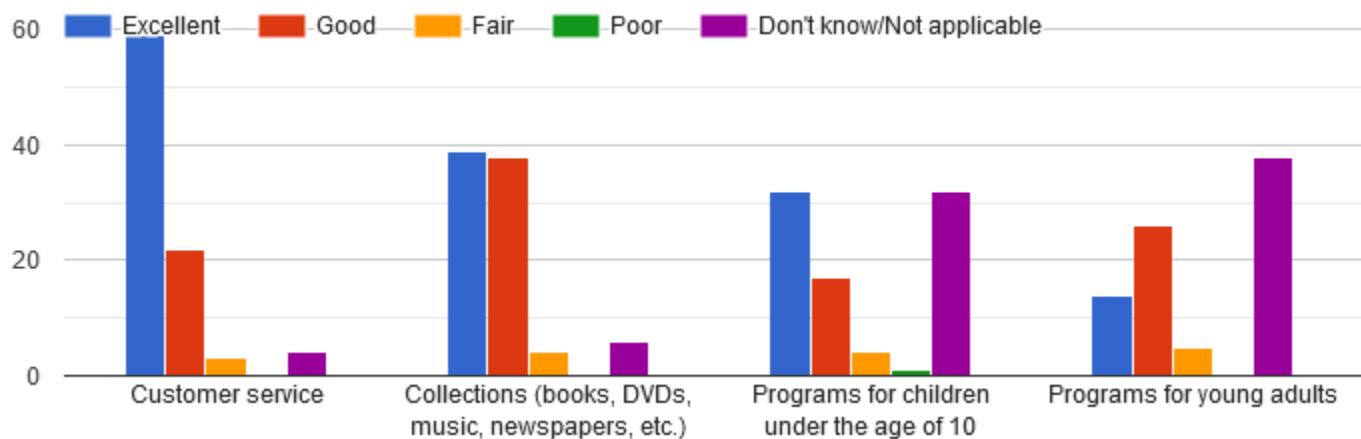


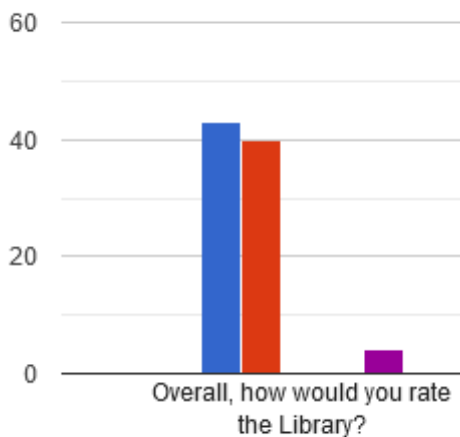
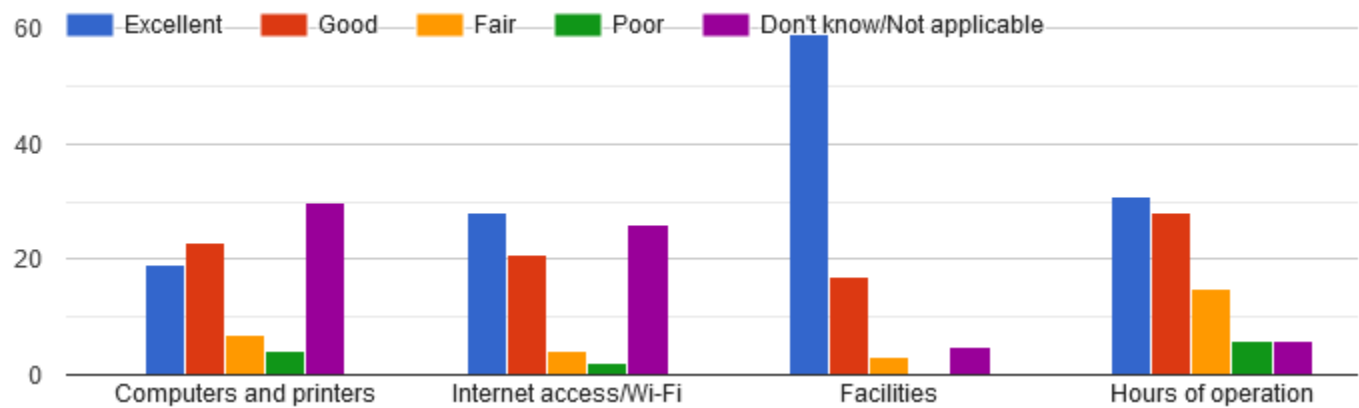
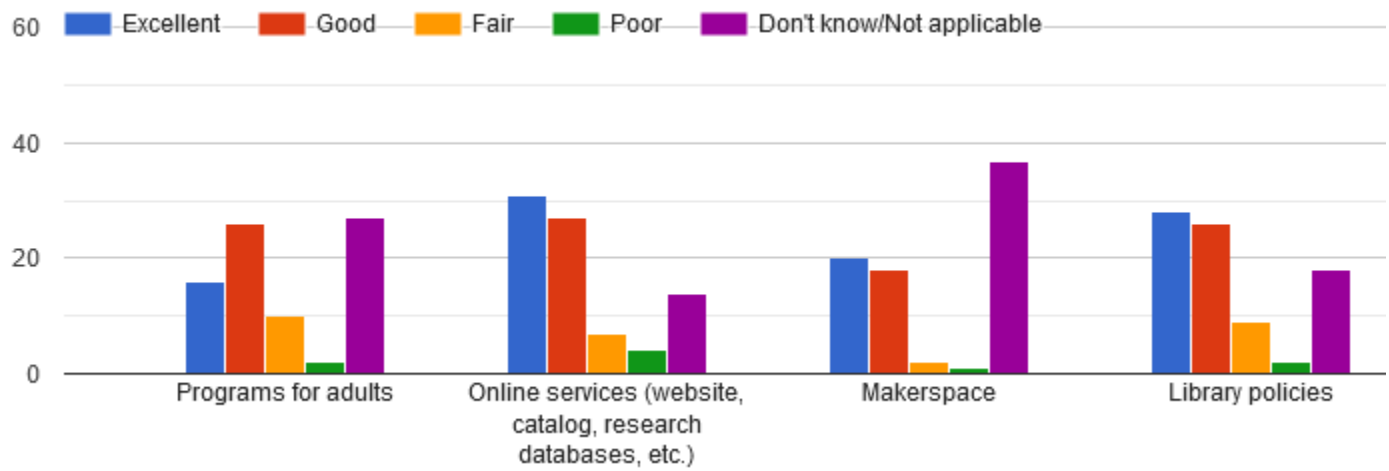
On average, how often do you visit the Library?

89 responses

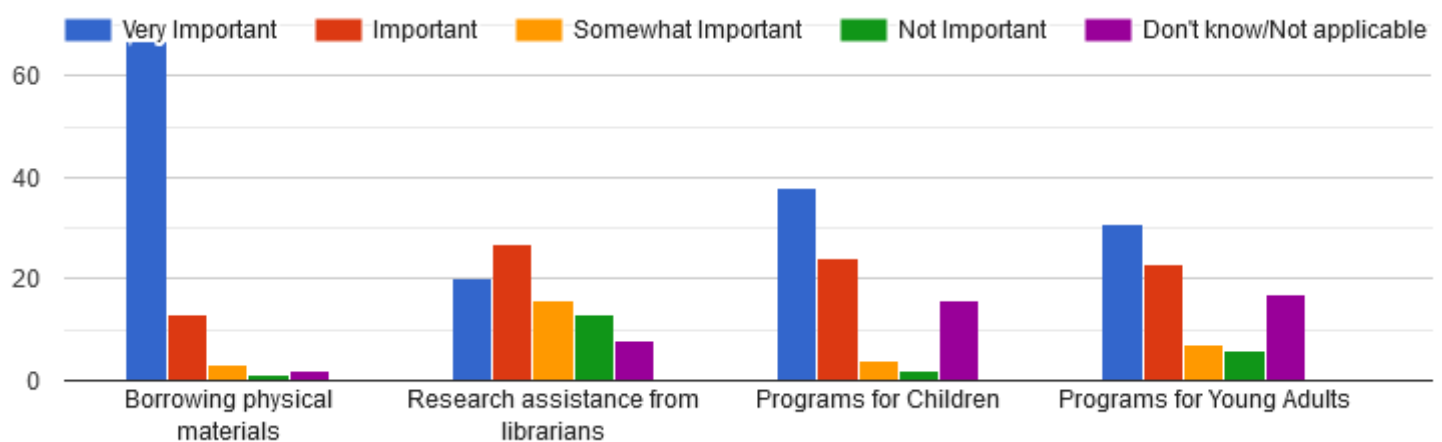


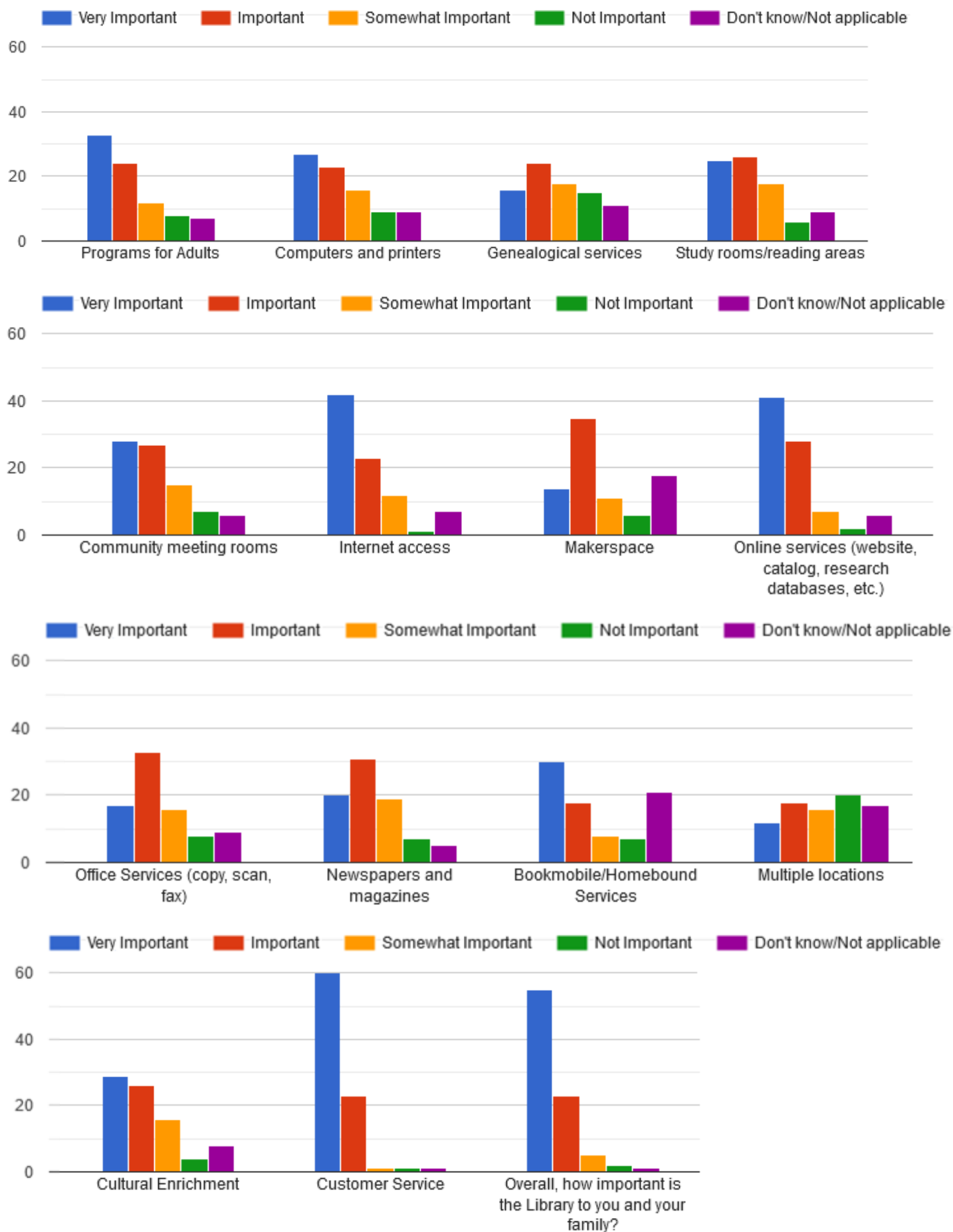
How would you rate each of the following library services?





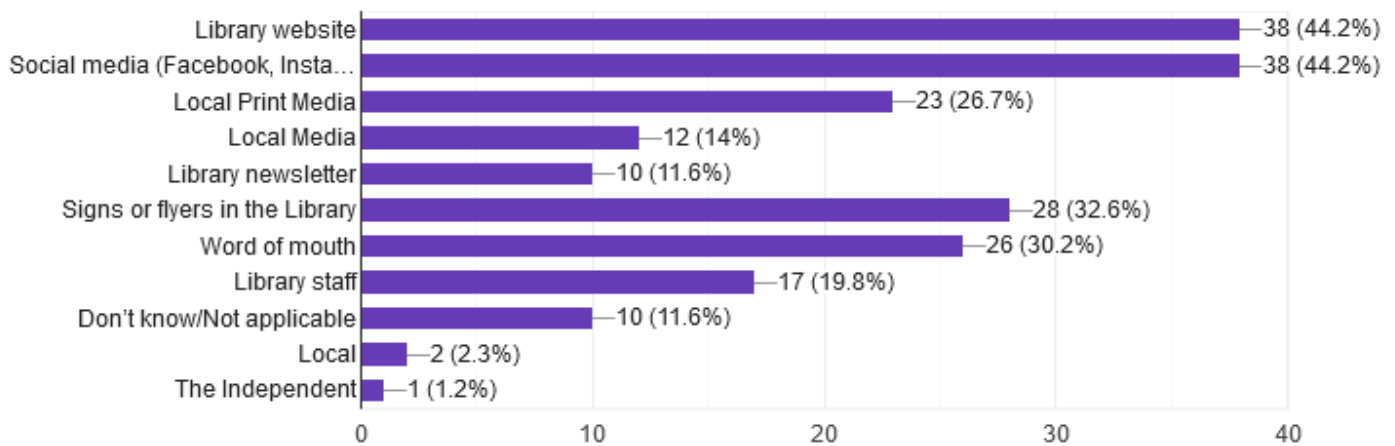
How important is each of the following Library services to you?





How do you typically find out about Library programs? Check all that apply.

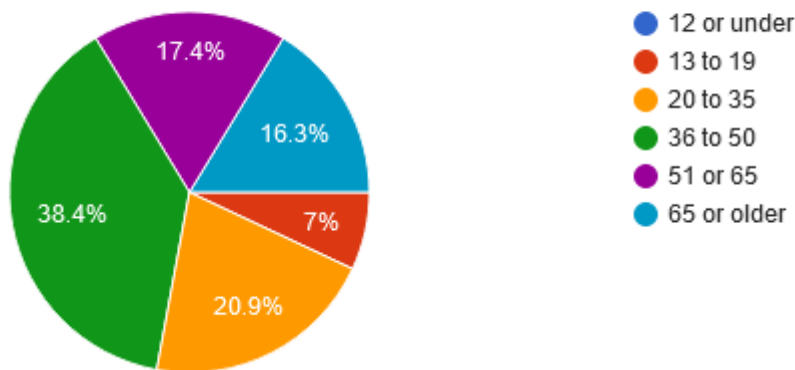
86 responses



See appendix for open-answer portion of the survey.

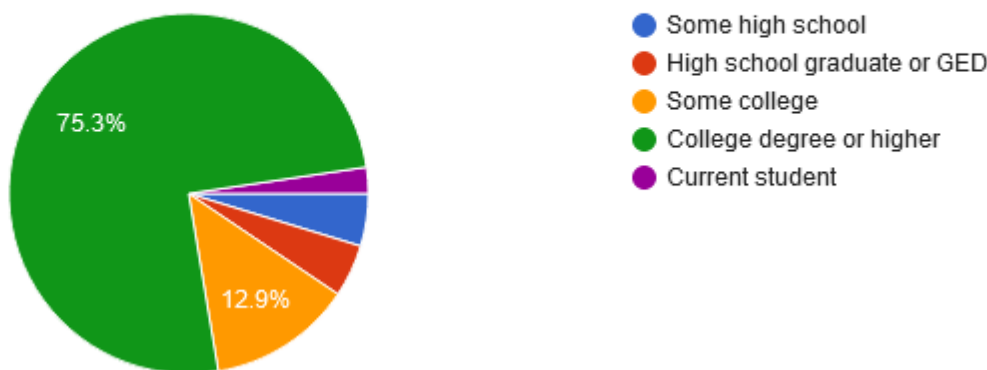
How old are you?

86 responses



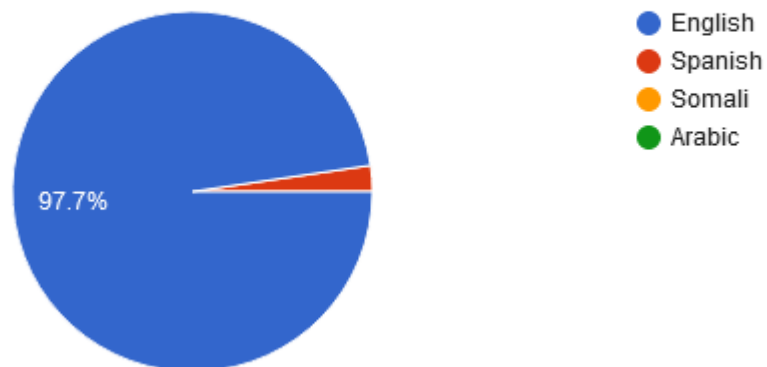
What is the highest level of education you have completed?

85 responses



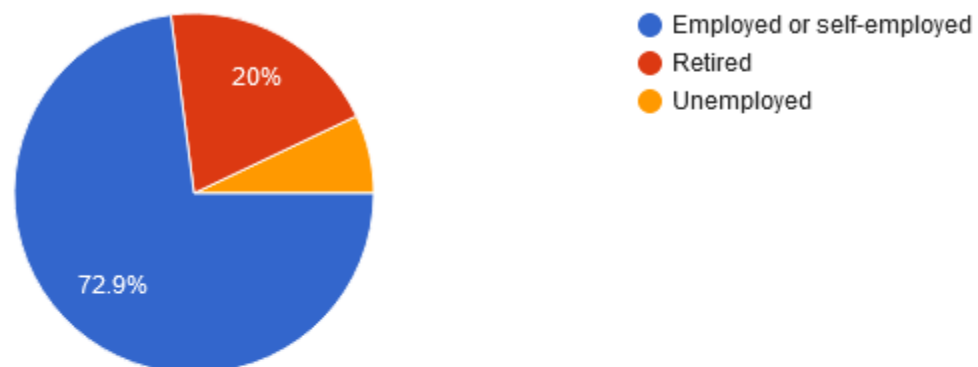
What is your preferred language?

86 responses



What is your employment status?

85 responses



Where do you live?

85 responses

